

---

DEPARTMENT OF CORRECTIONS  
COMMUNITY RESIDENTIAL CENTERS,  
ELECTRONIC MONITORING &  
RECRUITMENT

HOUSE CORRECTIONS FINANCE SUBCOMMITTEE

MARCH 18, 2021





# COMMUNITY RESIDENTIAL CENTERS

- 7 Community Residential Centers (CRC)
  - 5 locations and 519 total beds
    - Anchorage:
      - Cordova Center – 149 beds
      - Midtown Center – 24 beds
      - Parkview Center – 112 beds
    - Bethel
      - Tundra Center – 50 beds
    - Fairbanks
      - North Star Center – 99 beds
    - Juneau
      - Glacier Manor – 40 beds
    - Nome
      - Seaside Center – 45 beds

TOTAL	\$20,787.4
UGF	\$17,448.3
DGF	\$3,339.1
Other	\$0.0
Federal	\$0.0

## FY2022 Significant Budget Changes

- Add 112 new beds at Parkview CRC
- Additional electronic tracking and monitoring at CRC's
- CRC and EM structure change

*All \$\$ in thousands*



# COMMUNITY RESIDENTIAL CENTER SUMMARY

FY2016 transfer \$1,514.8 from PCC closure to increase CRC beds by 50 beds. Decrease contracts (\$601.2).

FY2017 VETO (\$1,500.0) to reduce contracts.  
Transfer (\$714.5) to Correctional Academy.  
Added \$500.0 SB91 Fiscal Note

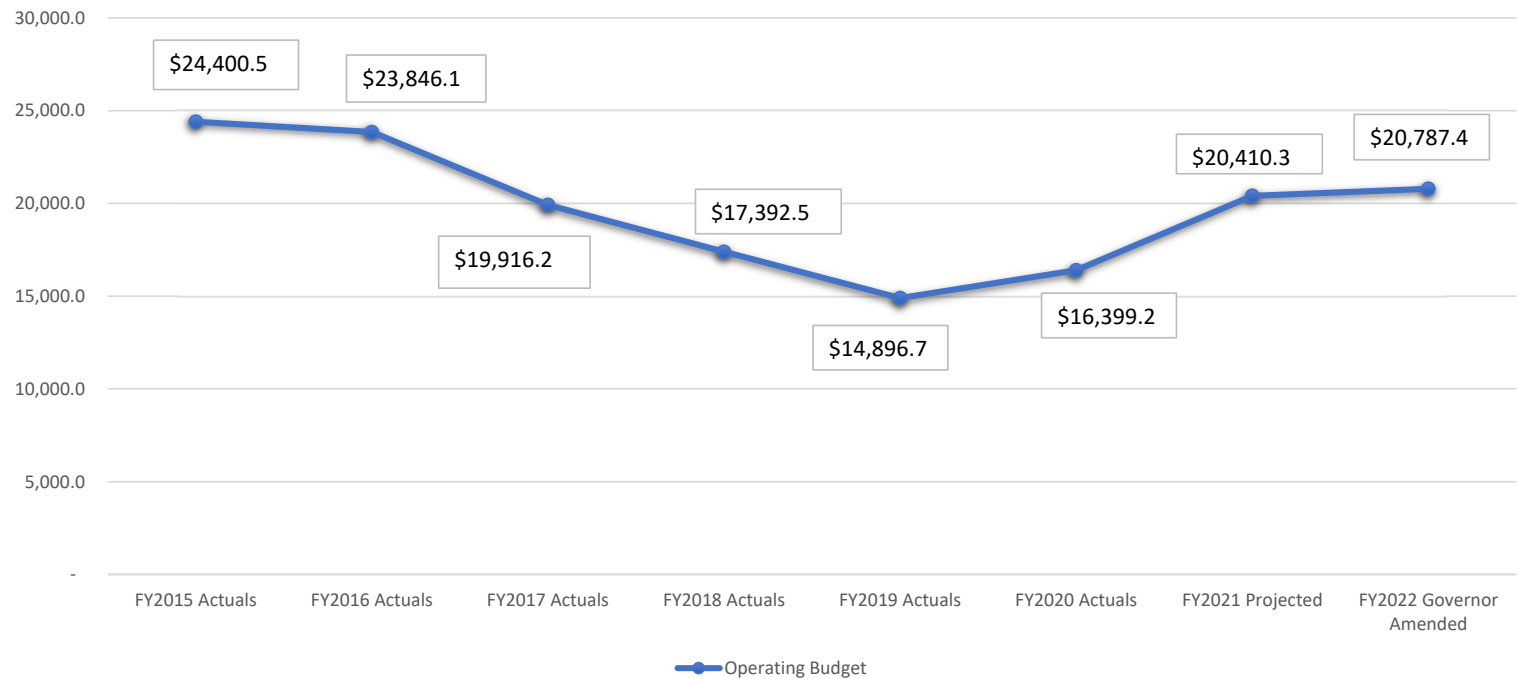
FY2018 decrement (\$8,059.2) unused beds.  
Added \$500.0 SB91 2nd year Fiscal Note

FY2020 added one-time funding of \$3,992.4

FY2021 reverses the one-time funding (\$3,992.4).  
Includes one-time CARES funding \$5,033.6.

FY2022 adds \$3,975.0 for Parkview 112 beds

Community Residential Centers Operating Budget



All \$\$ in thousands



# ELECTRONIC MONITORING

- Sentenced to Electronic Monitoring (EM)
  - 7 locations (6 DOC Operated Locations)
    - Anchorage
    - Fairbanks
    - Juneau
    - Kenai
    - Ketchikan
    - Palmer
    - \*Kodiak

<b>TOTAL</b>	<b>\$3,787.0</b>
UGF	\$2,170.6
DGF	\$1,616.4
Other	\$0.0
Federal	\$0.0
<b>Budgeted Positions</b>	<b>18</b>

## FY2022 Significant Budget Changes

- Additional electronic tracking and monitoring at CRC's
- CRC and EM structure change

*All \$\$ in thousands*



# ELECTRONIC MONITORING SUMMARY

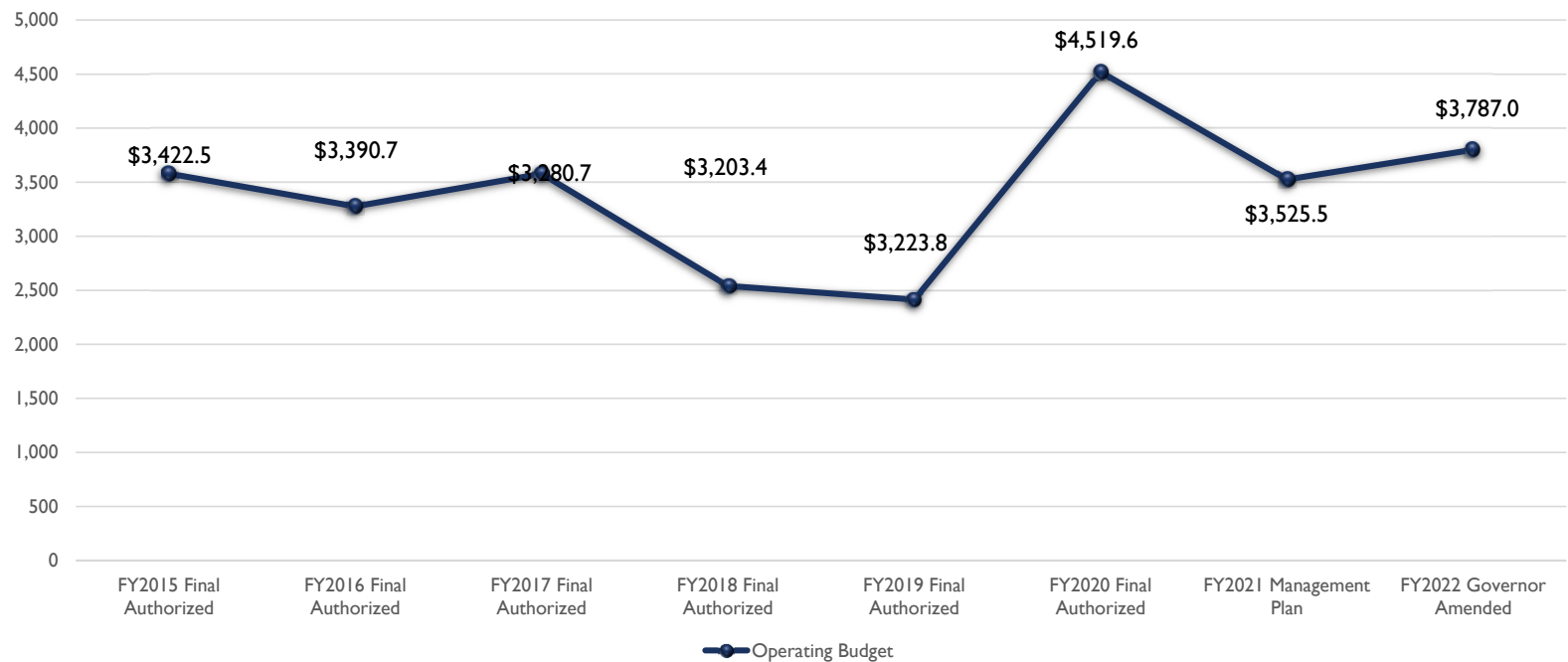
EM is funded via UGF and DGF from collected fees.

FY2020 includes one-time funding of \$1,241.0 UGF for 100 additional EM placements.

FY2021 reverses the one-time funding (\$1,241.0) UGF  
Adds one-time CARES funding \$220.2

FY2022 adds \$461.5 for CRC GPS monitoring program.

Electronic Monitoring Operating Budget



All \$\$ in thousands



# RECRUITMENT & RETENTION

- Recruitment & Retention
  - Recruitment Outreach
  - Applicant Assistance
  - Employee Backgrounds
  - Officer Medical Reimbursement
  - Recruitment Incentive Leave Program
  - Employee Wellness Program

<b>TOTAL</b>	<b>\$738.6</b>
UGF	\$738.6
DGF	\$0.0
Other	\$0.0
Federal	\$0.0
<b>Budgeted Positions</b>	<b>5</b>

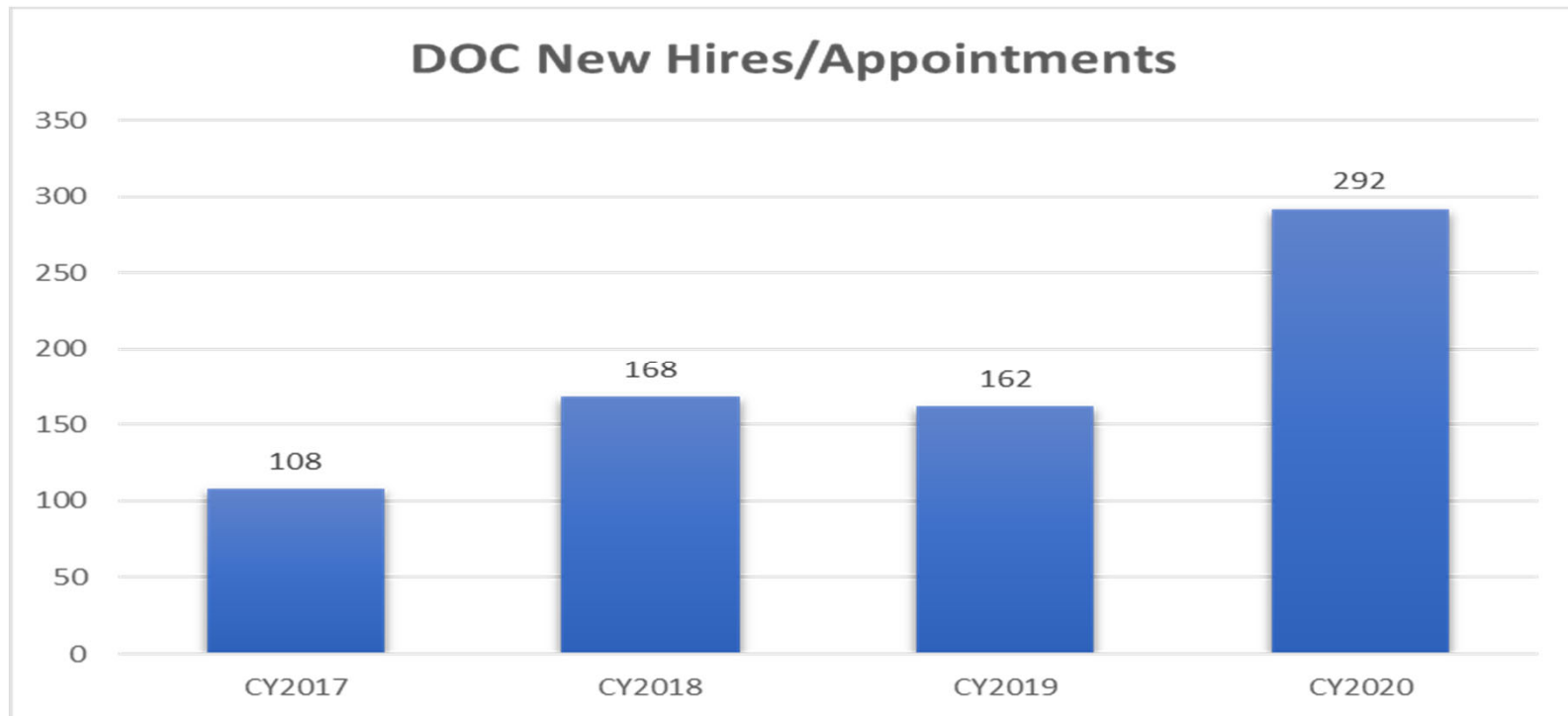
## FY2022 Significant Budget Changes

- No significant changes for FY2022

*All \$\$ in thousands*



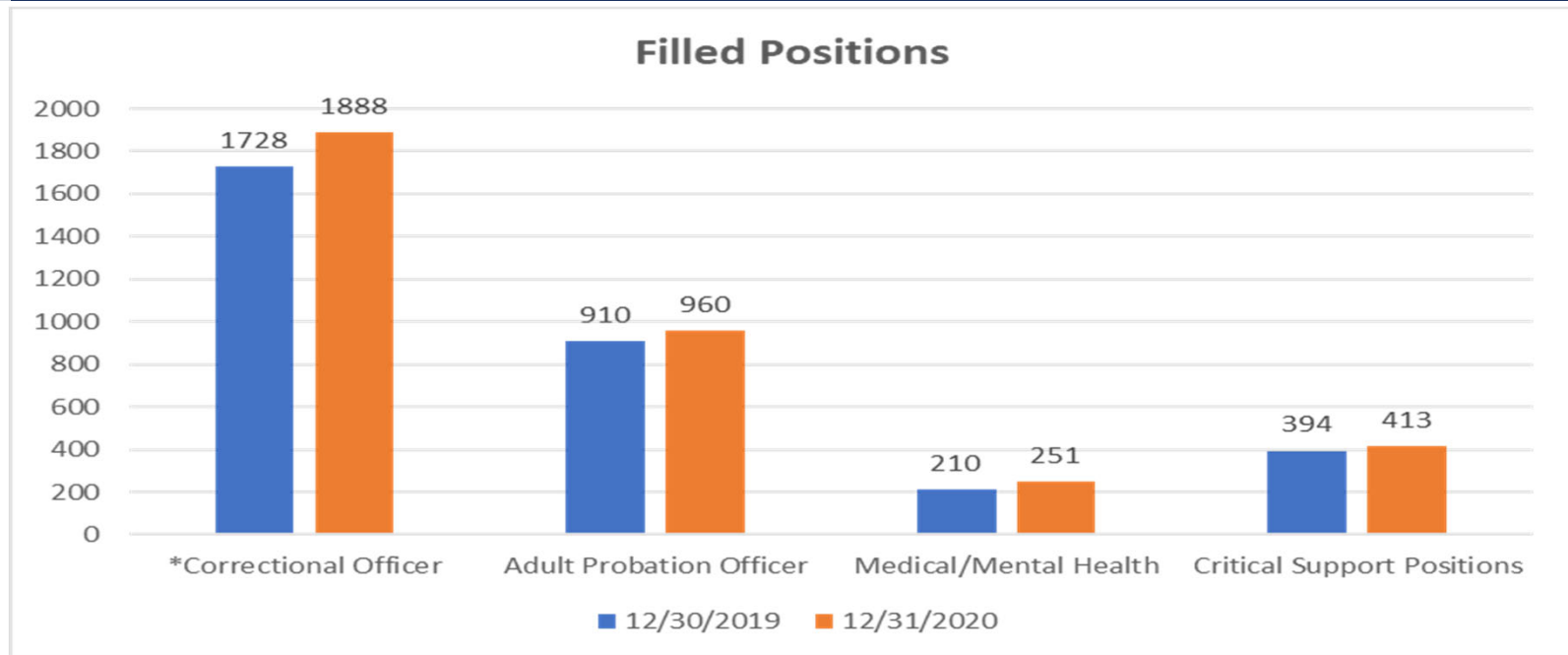
# FY2021 RECRUITMENT RESULTS



*Note: These numbers are inclusive of new appointments/hires, transfers from other agencies, and promotions*



# CY2020 RECRUITMENT RESULTS



*\*Correctional officer positions include Superintendents, Assistant Superintendents, and Correctional Supervisors.*





# INSTITUTION CORRECTIONAL OFFICERS

	CO I/II	CO III	CO IV	CO Supervisor	Total Budgeted	Total Filled	Total Vacant	Percentage Vacant
Anchorage Correctional Complex	140	12	20	6	178	166	12	6.74%
Anvil Mountain Correctional Center	21	0	6	1	28	27	1	3.57%
Hiland Mountain Correctional Center	57	5	12	1	75	72	3	4.00%
Fairbanks Correctional Center	54	3	9	0	66	62	4	6.06%
Goose Creek Correctional Center	192	14	29	6	241	239	2	0.83%
Ketchikan Correctional Center	20	2	4	1	27	25	2	7.41%
Lemon Creek Correctional Center	44	1	8	1	54	53	1	1.85%
Mat-Su Correctional Center	30	0	7	1	38	37	1	2.63%
Spring Creek Correctional Center	109	6	10	4	129	113	16	12.40%
Wildwood Correctional Center	63	5	12	1	81	76	5	6.17%
Yukon-Kuskokwim Correctional Center	24	1	6	0	31	36	(5)	-16.13%
Point Mackenzie Correctional Farm	11	0	5	1	17	16	1	5.88%
Palmer Correctional Center	62	3	9	1	75	0	75	100.00%



# Thank You