

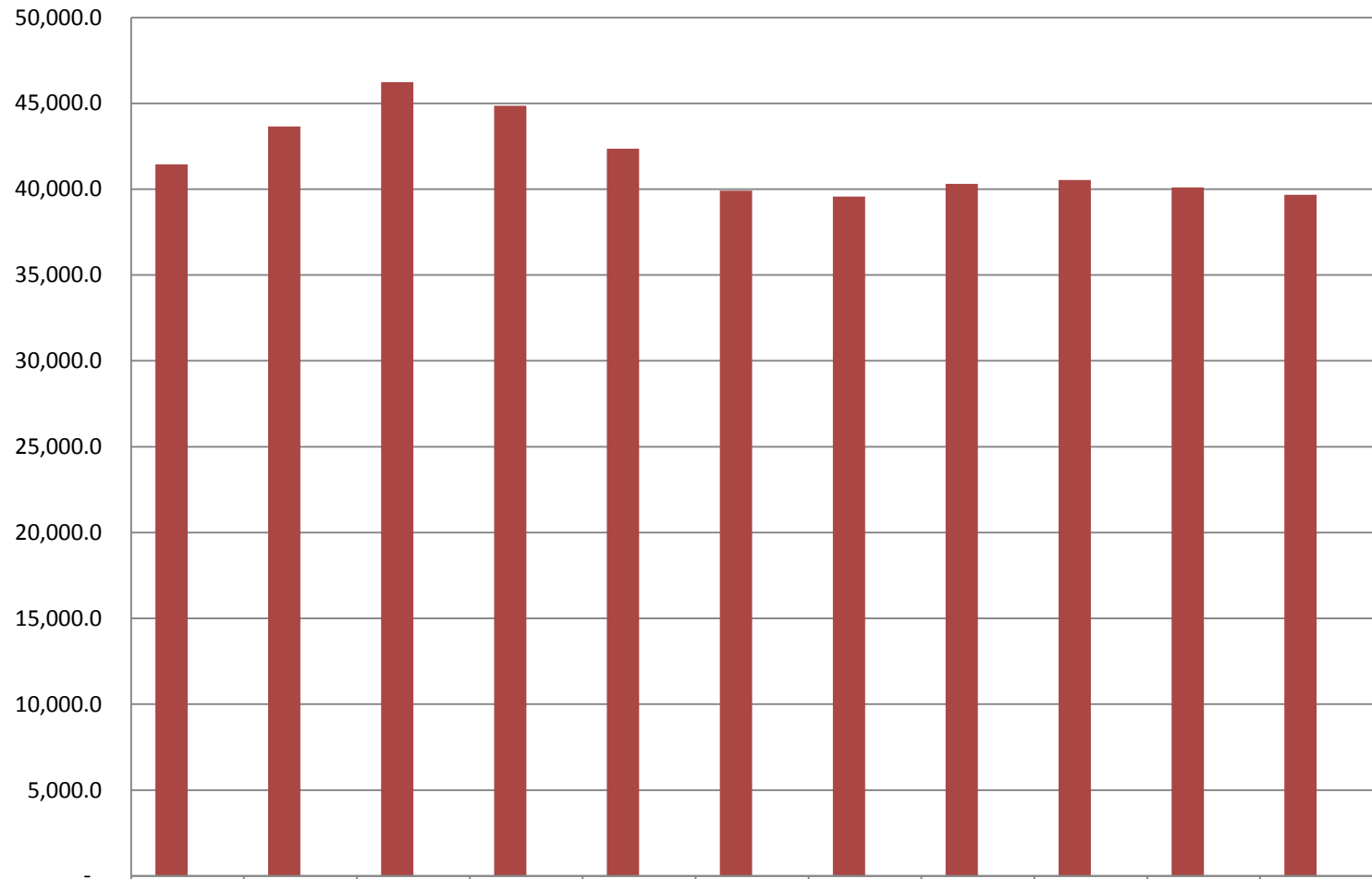
Department of Environmental Conservation

Share of Total Agency Operations

(GF Only)
(\$ Thousands)

DEC GF budget decreased by \$1.8 million between FY12 and FY22 Governor.

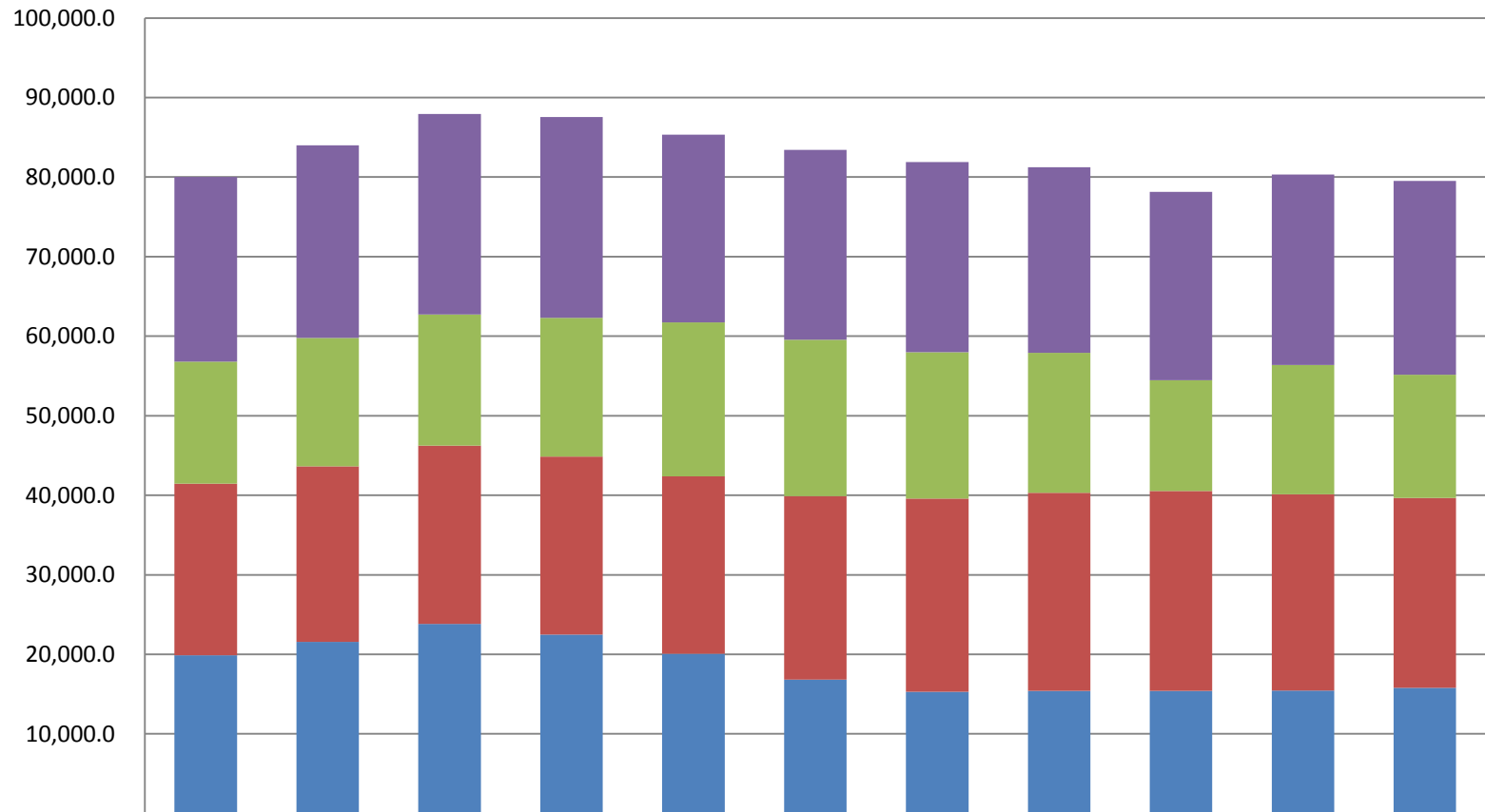
The department's total FY22 GF budget equals **\$123 per resident worker**, based on 323,711 Alaskan workers in 2019.



Total Agency Budget (GF Only)	41,446.3	43,654.8	46,234.5	44,850.8	42,368.0	39,909.0	39,575.9	40,311.7	40,541.7	40,110.3	39,667.7
Average of % of All Agencies Budgets'	0.88%	0.87%	0.91%	0.86%	0.88%	0.85%	0.87%	0.85%	0.89%	0.83%	0.86%

Between FY12 & FY22 Gov:
 --UGF *decreased* by \$4.1 million (-21%)
 --DGF increased by \$2.3 million (11%)
 --Other funds increased by \$0.1 million (1%)
 --Federal Funds increased by \$1.2 million (5%)

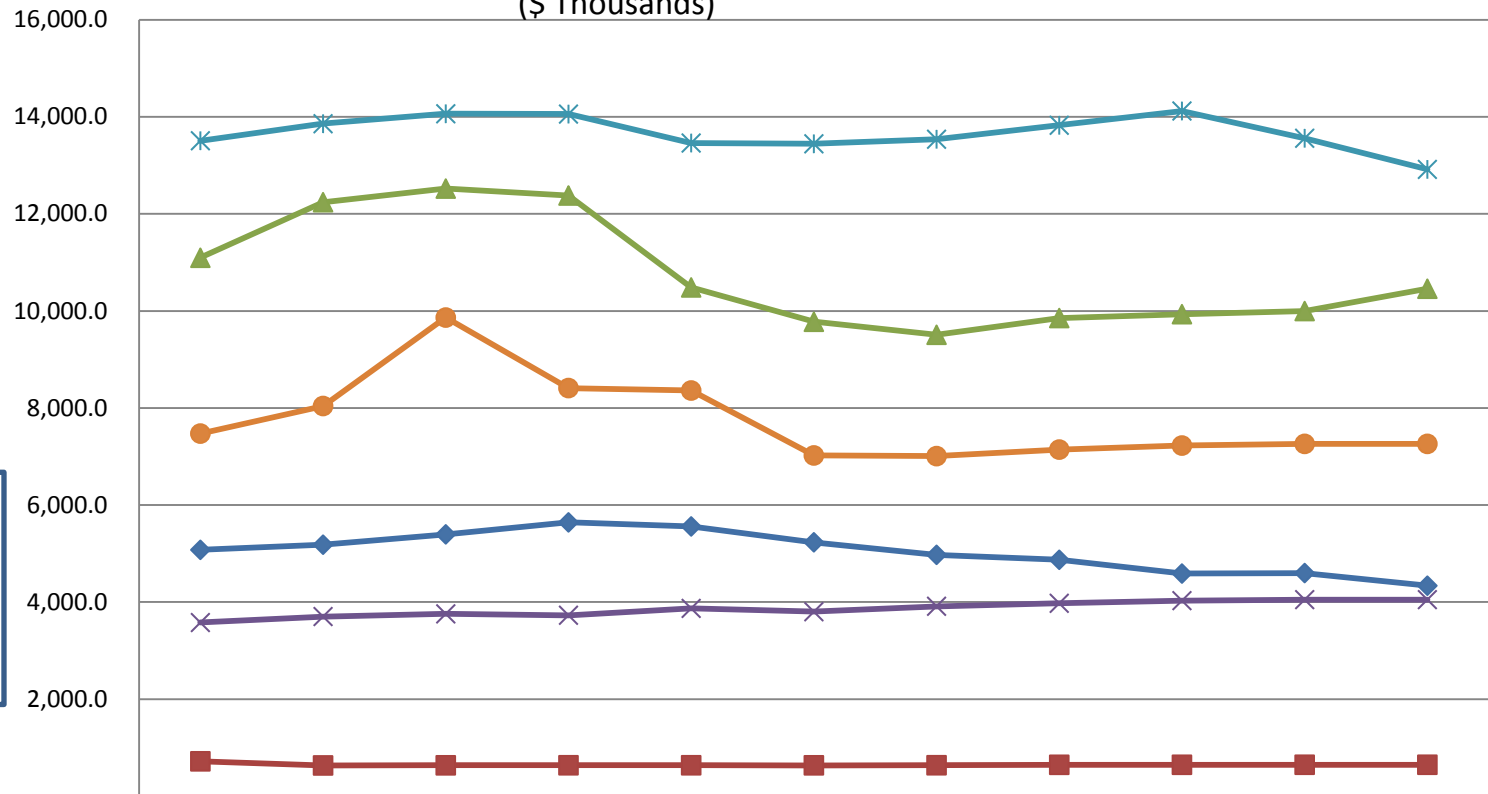
Department of Environmental Conservation Total Funding Comparison by Fund Group (All Funds) (\$ Thousands)



	12MgtPln	13MgtPln	14MgtPln	15MgtPln	16MgtPln	17MgtPln	18MgtPln	19MgtPln	20MgtPln	21MgtPln	Gov
Federal Receipts (Fed)	23,215.2	24,233.7	25,218.3	25,262.4	23,628.9	23,863.8	23,896.6	23,356.3	23,670.6	23,973.5	24,391.0
Other State Funds (Other)	15,348.4	16,111.7	16,474.3	17,447.7	19,356.7	19,646.4	18,415.7	17,583.9	13,924.6	16,252.3	15,473.1
Designated General (DGF)	21,562.1	22,071.0	22,392.2	22,378.7	22,274.7	23,080.3	24,278.0	24,919.9	25,144.5	24,646.4	23,884.1
Unrestricted General (UGF)	19,884.2	21,583.8	23,842.3	22,472.1	20,093.3	16,828.7	15,297.9	15,391.8	15,397.2	15,463.9	15,783.6

Appropriations within Department of Environmental Conservation

(GF Only)
(\$ Thousands)



NOTE: In FY15, Air Quality became a new appropriation rather than an allocation within Environmental Health.

	12Mgt Pln	13Mgt Pln	14Mgt Pln	15Mgt Pln	16Mgt Pln	17Mgt Pln	18Mgt Pln	19Mgt Pln	20Mgt Pln	21Mgt Pln	Gov
Administration	5,075.9	5,181.8	5,395.0	5,642.0	5,558.2	5,231.3	4,973.4	4,871.1	4,587.6	4,598.0	4,337.0
DEC Bldgs Maint & Operations	718.1	632.6	635.5	636.5	636.5	635.2	636.8	645.9	646.6	647.2	647.2
Environmental Health	11,095.3	12,240.7	12,521.6	12,378.3	10,484.1	9,776.2	9,508.0	9,853.2	9,932.9	9,997.5	10,457.2
Air Quality	3,577.8	3,701.3	3,756.2	3,727.7	3,869.8	3,801.1	3,912.8	3,974.0	4,029.1	4,049.9	4,049.9
Spill Prevention and Response	13,507.1	13,858.1	14,063.1	14,056.4	13,459.8	13,444.1	13,537.4	13,825.5	14,120.1	13,557.8	12,916.5
Water	7,472.1	8,040.3	9,863.1	8,409.9	8,359.6	7,021.1	7,007.5	7,142.0	7,225.4	7,259.9	7,259.9