


Alaska Regional Office
National Park Service
U.S. Department of the Interior

The Value of National Parks in Alaska's Gateway Communities



EXPERIENCE YOUR AMERICA

National Park System in Alaska

Alaska Region
National Park Service
U.S. Department of the Interior



1:12,000,000

Alaska Albers Projection on NAD83 Datum

0 50 100 200 300 400 500 Miles

- NPS Alaska manages over 54 million acres, about 2/3 of all the land in the National Park System.
- 15 national park units both on and off the road system.
- Park with the highest visitation:
 - Glacier Bay
 - Klondike Gold Rush
 - Kenai Fjords
 - Denali

Americans Love Their National Parks

NEWS RELEASE-

National Park Visitation Tops 327 Million in 2019

Visitation in 2019 surpassed 2018 by more than 9 million recreation visits, a 2.9 percent increase

WASHINGTON – America's national parks continue to be popular destinations. Visitation to national parks in 2019 exceeded 300 million recreation visits for the fifth consecutive year. The 327.5 million total is the third highest since record keeping began in 1904.


"The numbers once again affirm that Americans and visitors from around the world love the natural, cultural and historic experience provided by our nation's national parks," said Secretary of the Interior David Bernhardt.

"The 419 parks in the national park system provide a vast array of opportunities for recreation and inspiration for visitors of all ages," said National Park Service Deputy Director David Vela. "With at least one located in every state, national parks offer nearby history, culture and adventure."



Visitation in Alaska National Parks

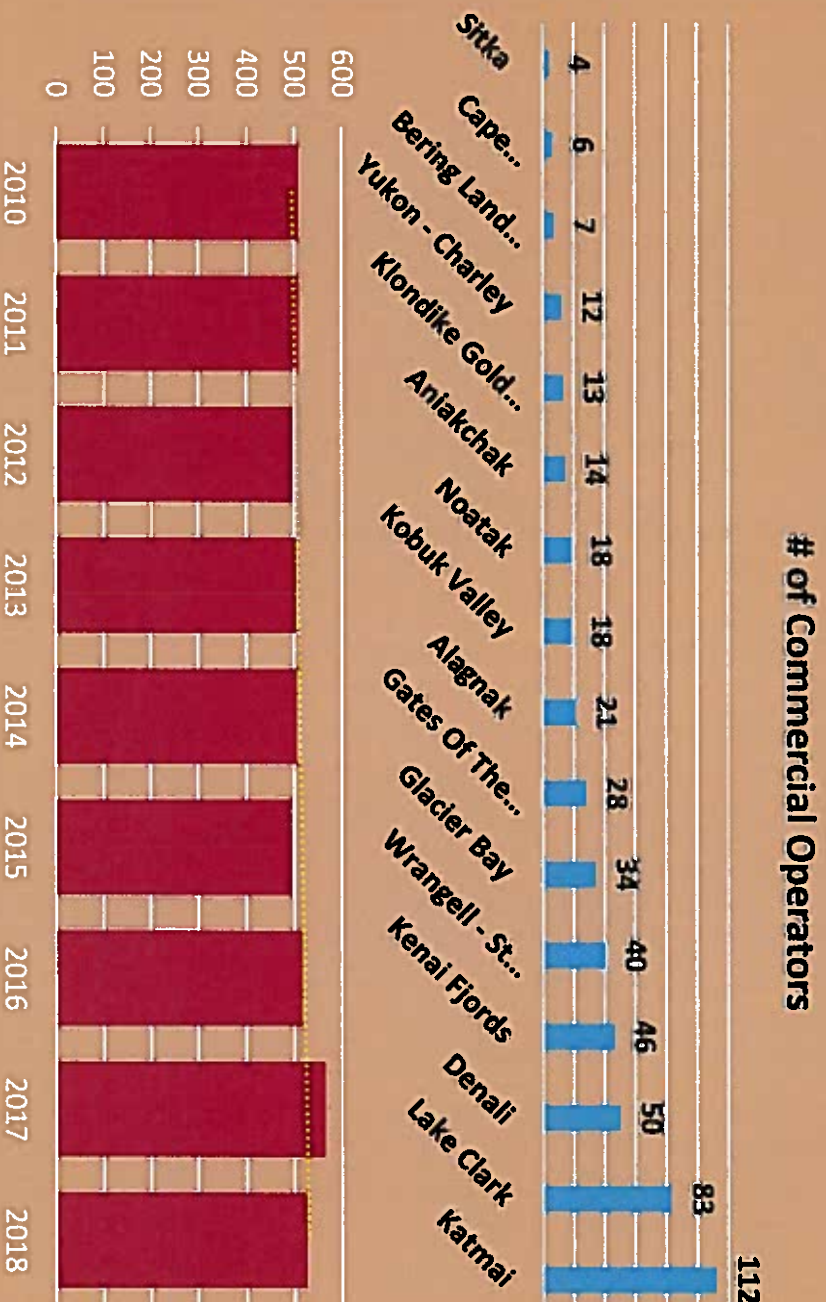
Total AK NPS Recreational Visitation



27% increase in visitation over last decade

In 2019, NPS had another record breaking year with nearly 3 million visitors to Alaska's parks resulting in nearly \$2.0 billion in economic output in the state and supporting 18,000 jobs.

Commercial Services in AK Parks



NPS in Alaska licenses about 525 private businesses to provide visitor services within national park units. These range from large, multi-national corporations to sole proprietor local businesses.



New and bigger cruise ships drawn to Southeast Alaska parks creates a ripple of economic activity from Ketchikan to Fairbanks as overland packages offer visitors more choices.

Visitor Spending

Visitor Spending Effects - Economic Contributions of National Park Visitor Spending

Download the 2018 National Park Service Visitor Spending Effects Report (PDF - 1.63 MB)

This interactive tool is a collaboration between the National Park Service and the U.S. Geological Survey and displays results from the Visitor Spending Effects report series. Economic contributions of National Park Service visitor spending are displayed at the national, state, and local levels.

Select an economy to get started:

NATIONAL ECONOMY

STATE ECONOMIES

PARK ECONOMIES

MORE INFORMATION

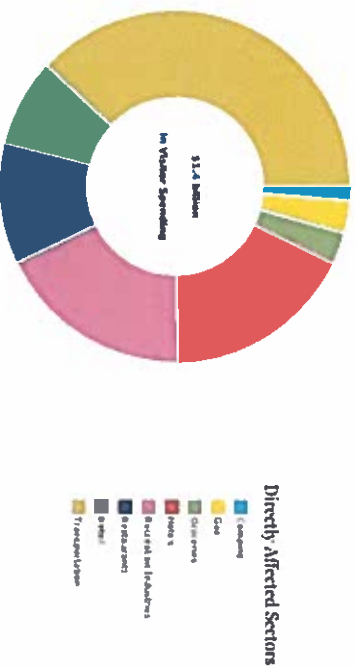
Economic Contributions to the Alaska Economy

In 2018, 2.9 million park visitors spent an estimated \$1.4 billion in total gateway region retail sales using National Park Service lands in Alaska. These expenditures supported a total of 17,800 jobs, \$258 million in labor income, \$1.2 billion in value added, and \$2.0 billion in economic output in the Alaska economy.

☒ Visitor Spending
 ☐ Jobs
 ☐ Labor Income
 ☐ Value Added
 ☐ Economic Output

Click on a State for more information or select a State

Alaska



Contributed to the Alaska Economy



©2018 Visitor Spending Effects report data was updated for the following Alaska parks: Gateway National Park & Preserve, Kenai Fjords National Park, and Preserve, National Park & Preserve, Denali National Park & Preserve.

EXPERIENCE YOUR AMERICA

Economic Output

Visitor Spending Effects - Economic Contributions of National Park Visitor Spending

Download the 2018 National Park Service Visitor Spending Effects Report (PDF - 1.83 MB)

The information used in this collaboration between the National Park Service and the U.S. Geological Survey and analysis results from the Visitor Spending Effects report. Economic contributions of National Park Service visitor spending are displayed across national, state, and local levels.

Select an economy to get started

NATIONAL ECONOMY

STATE ECONOMIES

PARK ECONOMIES

MORE INFORMATION

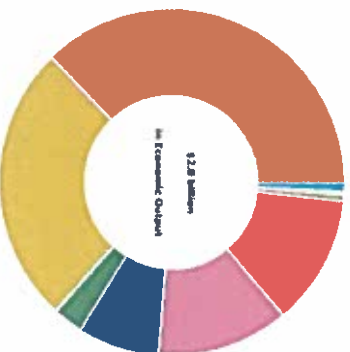
Economic Contributions to the Alaska Economy

In 2018, 2.8 million park visitors spent an estimated \$1.4 billion in local gateway regions while visiting National Park Service lands in Alaska. These expenditures supported a total of 17.8 equivalent jobs, 3658 million in labor income, \$1.2 billion in value added, and \$2.0 billion in economic output in the Alaska economy.

Visitor Spending Jobs Labor Income Value Added ☒ Economic Output

Click on a State for more information or select a State

Alaska



Directly Affected Sectors



Contributed to the Alaska Economy



*2018 Visitor Spending Effects profile data was updated for the following Alaska parks: Glacier Bay National Park & Preserve, Kodiak Island National Park & Preserve, and Wrangell-St. Elias National Park & Preserve.

EXPERIENCE YOUR AMERICA

Jobs

Select an economy to get started

NATIONAL ECONOMY

STATE ECONOMIES

PARK ECONOMIES

MORE INFORMATION

Economic Contributions to the Alaska Economy

In 2018, 2.9 million park visitors spent an estimated \$1.4 billion in total gateway region retail visiting National Park Service lands in Alaska. These expenditures supported a total of 17.8 thousand jobs, \$558 million in labor income, \$1.2 billion in value added, and \$2.0 billion in economic output in the Alaska economy.

☐ Visitor Spending

☒ Jobs

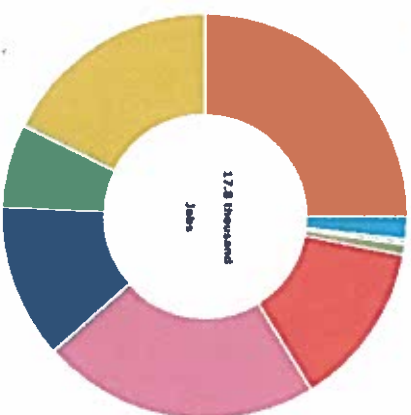
☐ Labor Income

☐ Value Added


☐ Economic Output

Click on a State for more information or select a State

Alaska



Directly Affected Sectors




Contributed to the Alaska Economy



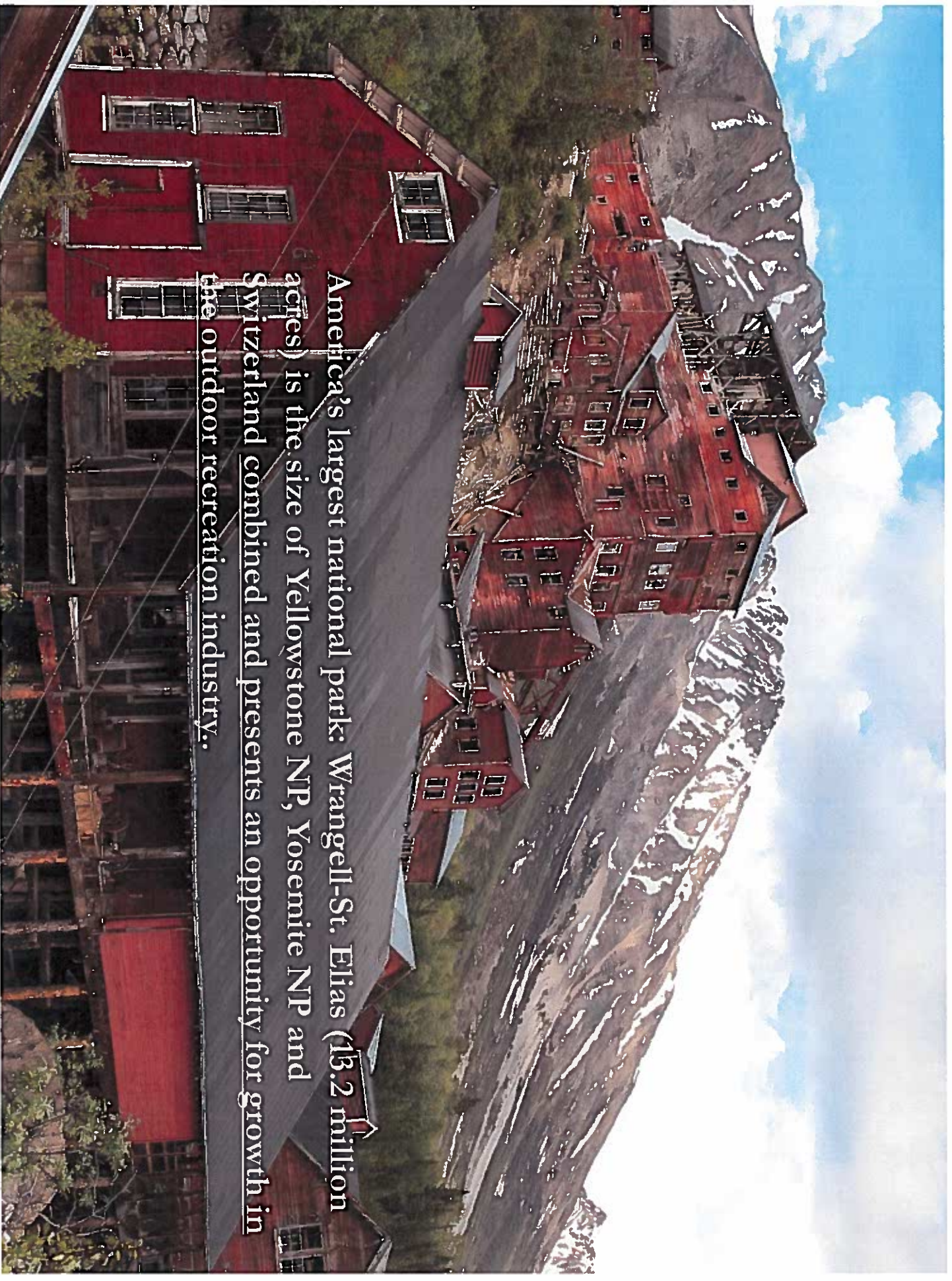
*2018 Visitor Spending Effects probe data was updated for the following Alaska parks: Glacier Bay National Park & Preserve, Kodiak Gold Rush National Historical Park, Denali National Park & Preserve

EXPERIENCE YOUR AMERICA

Growth in winter and shoulder season tourism



EXPERIENCE YOUR AMERICA



America's largest national park: Wrangell-St. Elias (13.2 million acres) is the size of Yellowstone NP, Yosemite NP and Switzerland combined and presents an opportunity for growth in the outdoor recreation industry.

Denali--Engine or Anchor?



Denali National Park

Pretty Rocks Landslide





Meeting the Challenge

Alaska Travel Industry Association (ATIA)

Governor of Alaska

Congressional Delegation

Secretary of the Interior

Denali Borough Mayor

HJR-25

"Encouraging the President of the United States, the United States Congress, and the Governor of the state to assist the National Park Service in its efforts to ensure long-term access into Denali National Park and Preserve by way of the existing roadway."

EXPERIENCE YOUR AMERICA

Questions?



Alaska Regional Office
National Park Service
U.S. Department of the Interior

EXPERIENCE YOUR AMERICA