



THE STATE
of **ALASKA**
GOVERNOR MIKE DUNLEAVY

Department of Corrections

OFFICE OF THE COMMISSIONER
Nancy Dahlstrom

550 West 7th Avenue, Suite 1800
Anchorage, Alaska 99501-3570
Main: 907.334.2381
Fax: 907.269.7390

February 14, 2020

Neal
The Honorable Neal Foster
Co-Chair, House Finance Committee
Alaska State Legislature
State Capitol Room 505
Juneau, AK 99801

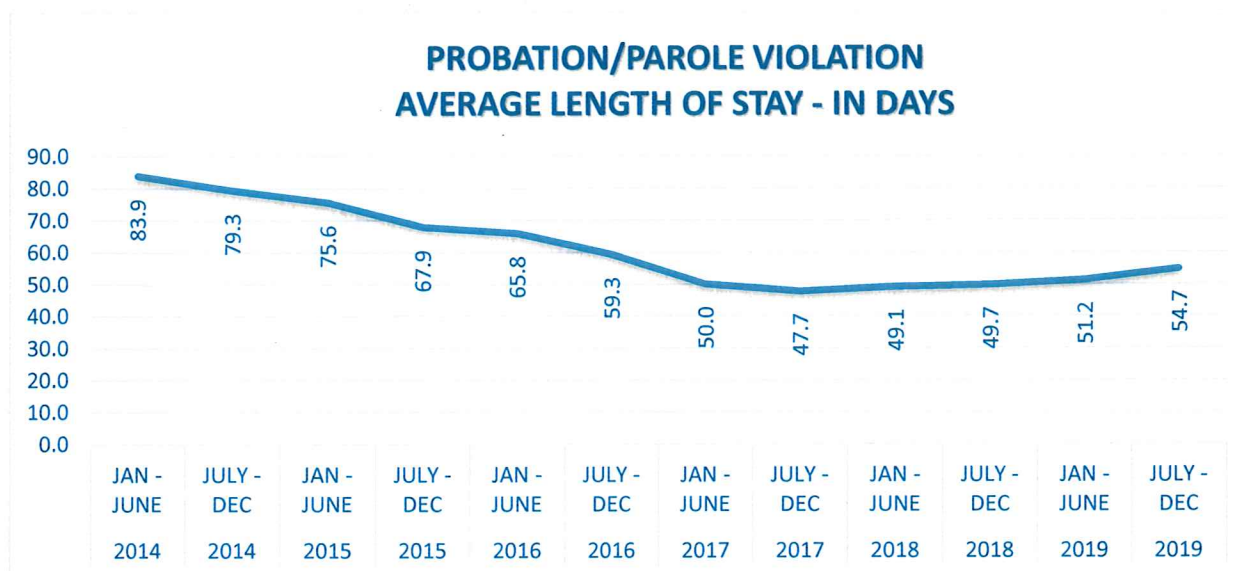
Jennifer
The Honorable Jennifer Johnston
Co-Chair, House Finance Committee
Alaska State Legislature
State Capitol Room 511
Juneau, AK 99801

Dear Representative Foster and Representative Johnston,

This letter serves as the Department of Corrections' (DOC) written response to questions asked at DOC's FY2021 Department Budget Overview presentation during the February 6, 2020, meeting of the House Finance Committee.

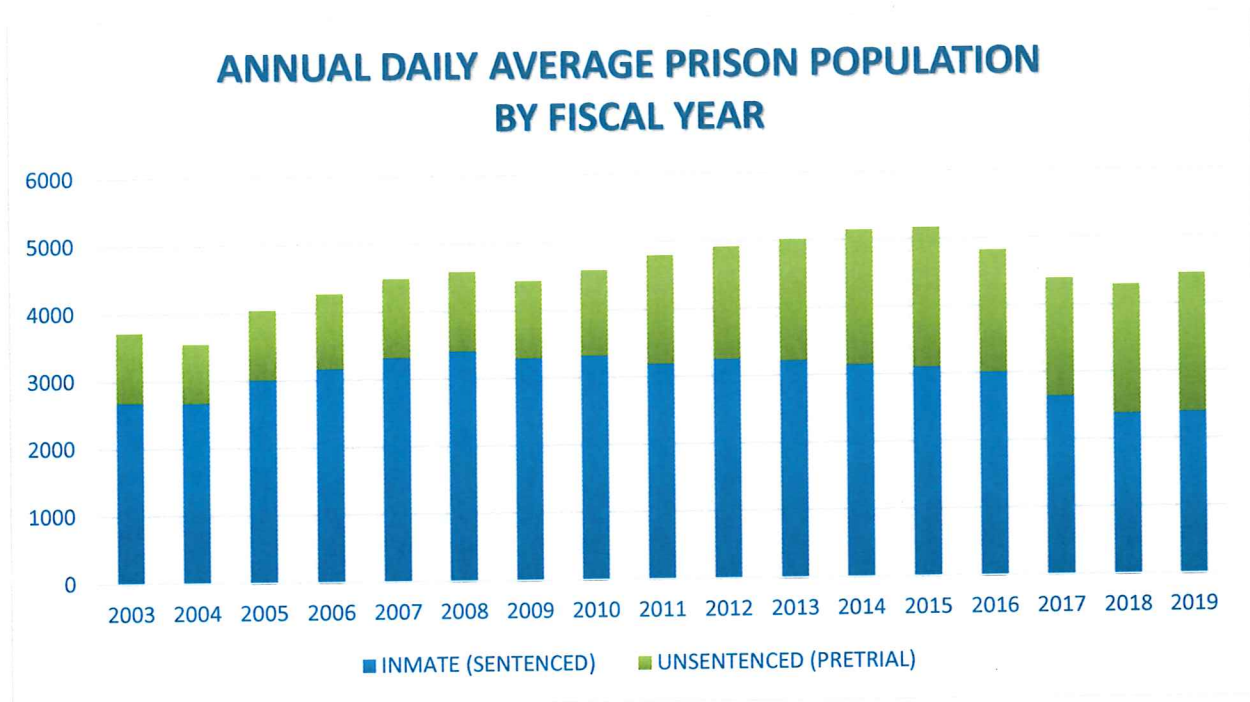
Representative Josephson inquired whether people on probation and parole are now spending more time in custody for petitions to revoke probation.

The graph below shows the average length of stay in days for those individuals incarcerated under petitions to revoke probation.



Representative Wool asked for a graph showing the pretrial population compared to the total prison population over time.

The graph below shows the annual daily average for the pretrial (unsentenced) population relative to the total prison population over the past 17 fiscal years.



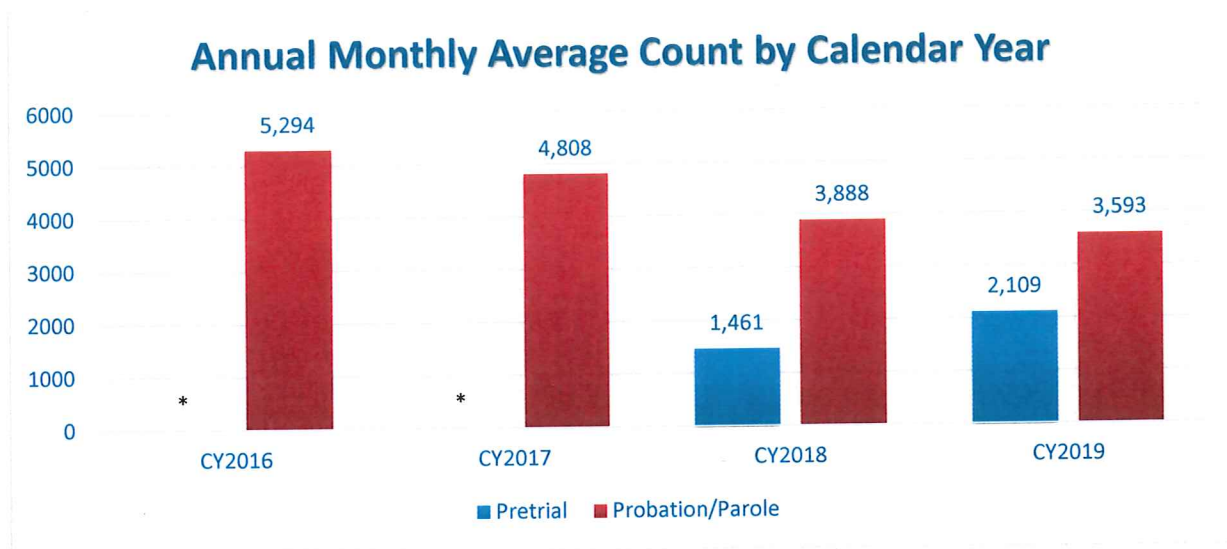
Representative Ortiz asked if information is available that would compare the percentages of Alaska's sentenced versus unsentenced populations with other states.

Alaska has a unified correctional system which means there is an integrated state-level prison and jail system. There are seven states with unified systems: Alaska, Connecticut, Delaware, Hawaii, Rhode Island, Vermont, and West Virginia. Because there is no national standard for defining who qualifies as unsentenced and where those who are considered unsentenced should be housed, including within the seven unified states, comparisons between them are not necessarily commensurable. With that caveat, the unsentenced (pretrial) percentages for the unified states are as follows:

- Hawaii: 27.0%
- Vermont: 24.6%
- Connecticut: 27.4%
- Delaware: 25.2%
- Rhode Island: Not available
- Alaska: 51%
- West Virginia: Not available

Representative Wool asked for a graph showing the supervised release population over time.

The graph below shows the monthly average count for the supervised release population by calendar year.



*Note that Pretrial Services started January 1, 2018. Therefore, there is no data for the pretrial population for CY2016 or CY2017.

Representative Josephson asked for the total FY2020 appropriation for the Population Management RDU.

The total FY2020 appropriation for the Population Management RDU is broken down as follows:

Fund Source	\$ in Thousands
Unrestricted General (UGF)	\$203,962.3
Designated General (DGF)	\$23,535.7
Other	\$13,026.6
Federal	\$11,615.9
TOTAL	\$252,140.5

Representative Johnston asked for the number of department-wide vacancies.

Of the 2,020 budgeted permanent full-time positions within the entire department, 219 were vacant as of January 31, 2020; a vacancy rate of 10.8 percent.

Thank you for the opportunity to provide these responses. I hope they will help to fully inform committee members as you consider DOC's FY2021 operating budget request.

Sincerely,

Nancy Dahlstrom
Commissioner

Cc: April Wilkerson
DOC Administrative Services Director
Governor's Office of Management and Budget

Kelly Howell
Special Assistant to the Commissioner
Department of Corrections

Suzanne Cunningham
Legislative Director
Office of the Governor

Casey Bluhm
Program Budget Analyst IV
Governor's Office of Management and Budget

Morgan Foss
Fiscal Analyst
Legislative Finance Division