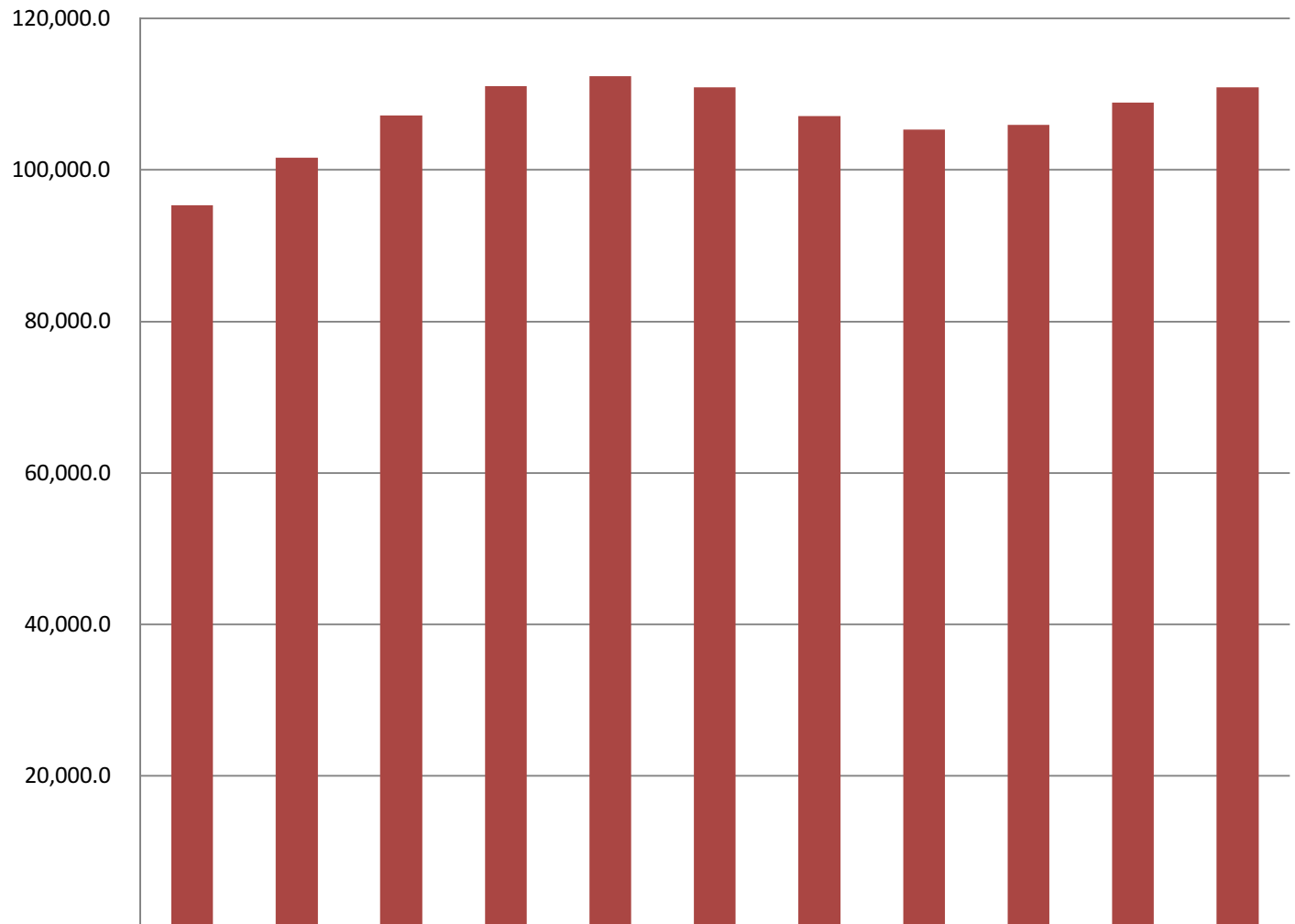


Judiciary's Share of Total Agency Operations

(GF Only)
(\$ Thousands)

Judiciary's GF budget increased by \$15.5 million between FY11 and FY21 Governor - an average annual growth rate of 1.52%.

The FY21 GF budget equates to **\$344 per resident worker**, based on 322,134 Alaskan workers.



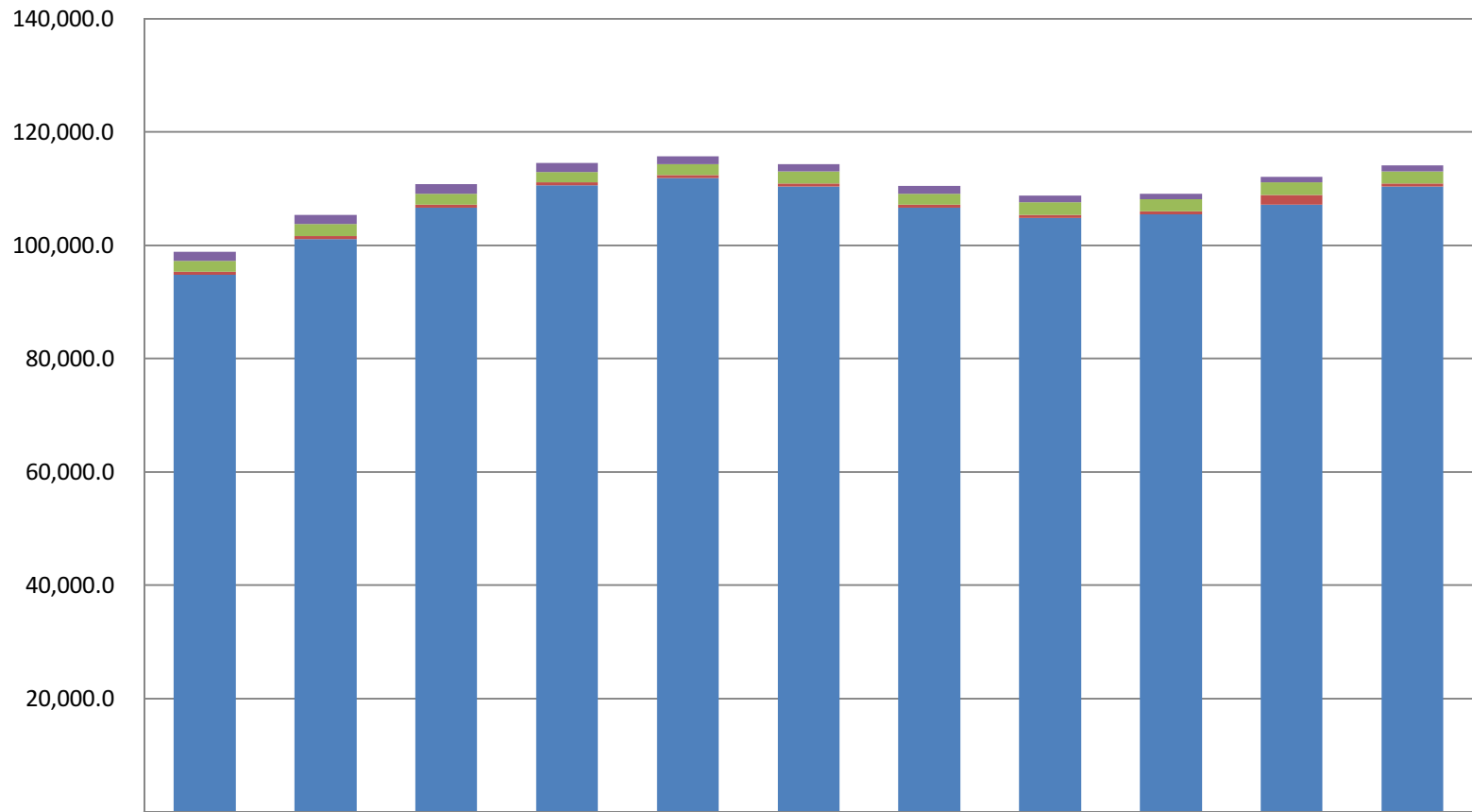
■ Total Agency Budget (GF Only)	95,359.3	101,607.6	107,200.9	111,092.3	112,384.3	110,920.9	107,131.6	105,356.6	105,962.9	108,930.2	110,889.8
% of Agency Budget to Total Agencies Budgets	2.20%	2.16%	2.15%	2.20%	2.16%	2.29%	2.28%	2.30%	2.23%	2.39%	2.36%

Between FY11 & FY21 Gov:
 --UGF increased by \$15.5 million (15%)
 --DGF did not change
 --Other funds increased by \$0.4 million (19%)
 --Federal funds *decreased* by \$0.7 million (-42%)

Judiciary

Total Funding Comparison by Fund Group

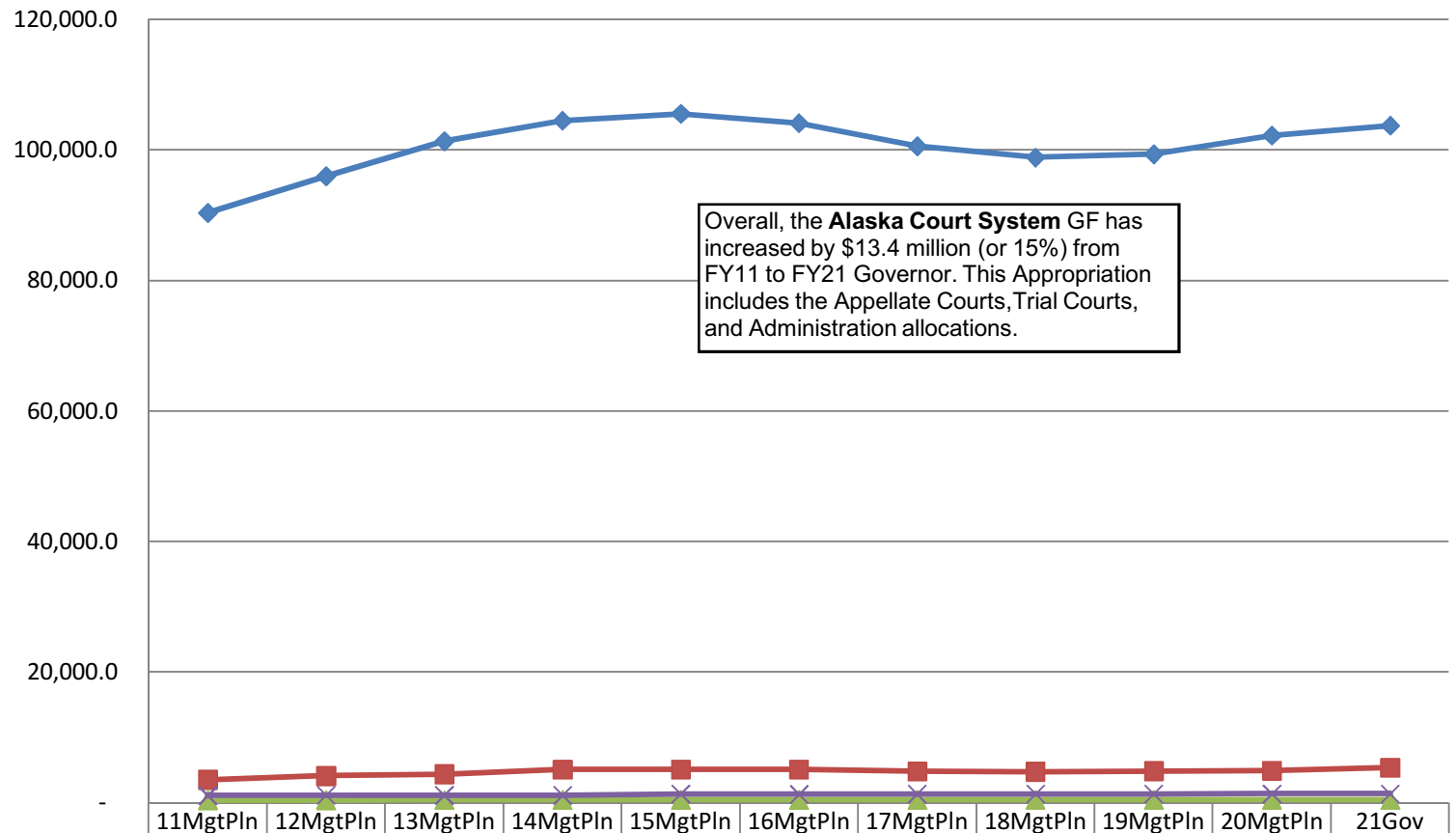
(All Funds)
(\$ Thousands)



	11MgtPln	12MgtPln	13MgtPln	14MgtPln	15MgtPln	16MgtPln	17MgtPln	18MgtPln	19MgtPln	20MgtPln	21Gov
Federal Receipts (Fed)	1,675.6	1,675.6	1,675.6	1,675.6	1,325.6	1,325.6	1,325.6	1,225.6	975.6	975.6	975.6
Other State Funds (Other)	1,848.9	2,106.0	1,914.5	1,801.9	1,967.0	2,107.0	1,982.0	2,206.1	2,206.1	2,206.1	2,206.1
Designated General (DGF)	518.0	518.0	518.0	518.0	518.0	518.0	518.0	518.0	518.0	1,716.5	518.0
Unrestricted General (UGF)	94,841.3	101,089.6	106,682.9	110,574.3	111,866.3	110,402.9	106,613.6	104,838.6	105,444.9	107,213.7	110,371.8

Appropriations within the Judiciary

(GF Only)
(\$ Thousands)



◆ Alaska Court System	90,385.9	96,013.9	101,353.4	104,523.1	105,574.4	104,137.3	100,617.3	98,874.4	99,384.4	102,252.2	103,757.9
■ Therapeutic Courts	3,504.3	4,085.3	4,349.8	5,059.0	5,083.9	5,093.4	4,808.4	4,729.9	4,826.2	4,890.6	5,332.5
▲ Commission on Judicial Conduct	381.4	388.6	399.8	403.7	416.3	420.5	412.7	441.5	441.5	449.8	452.7
✕ Judicial Council	1,087.7	1,119.8	1,097.9	1,106.5	1,309.7	1,269.7	1,293.2	1,310.8	1,310.8	1,337.6	1,346.7