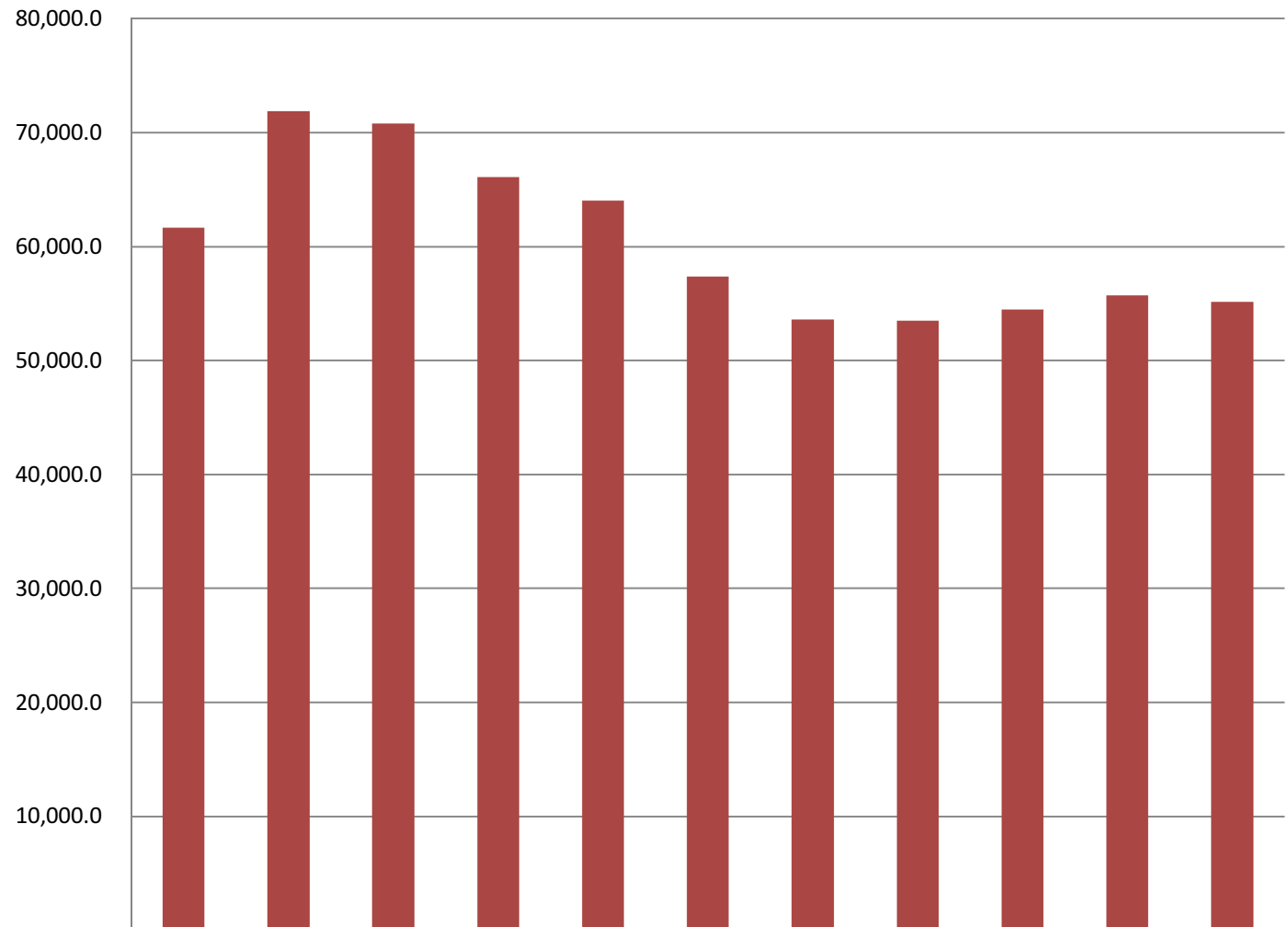


Department of Law Share of Total Agency Operations

(GF Only)
(\$ Thousands)

DOL's GF budget *decreased* by \$6.5 million between FY11 Management Plan and FY21 Governor - an average annual decline rate of -1.11%.

The FY21 GF budget equates to **\$171.25 per resident worker** (based on 322,134 Alaskan workers).

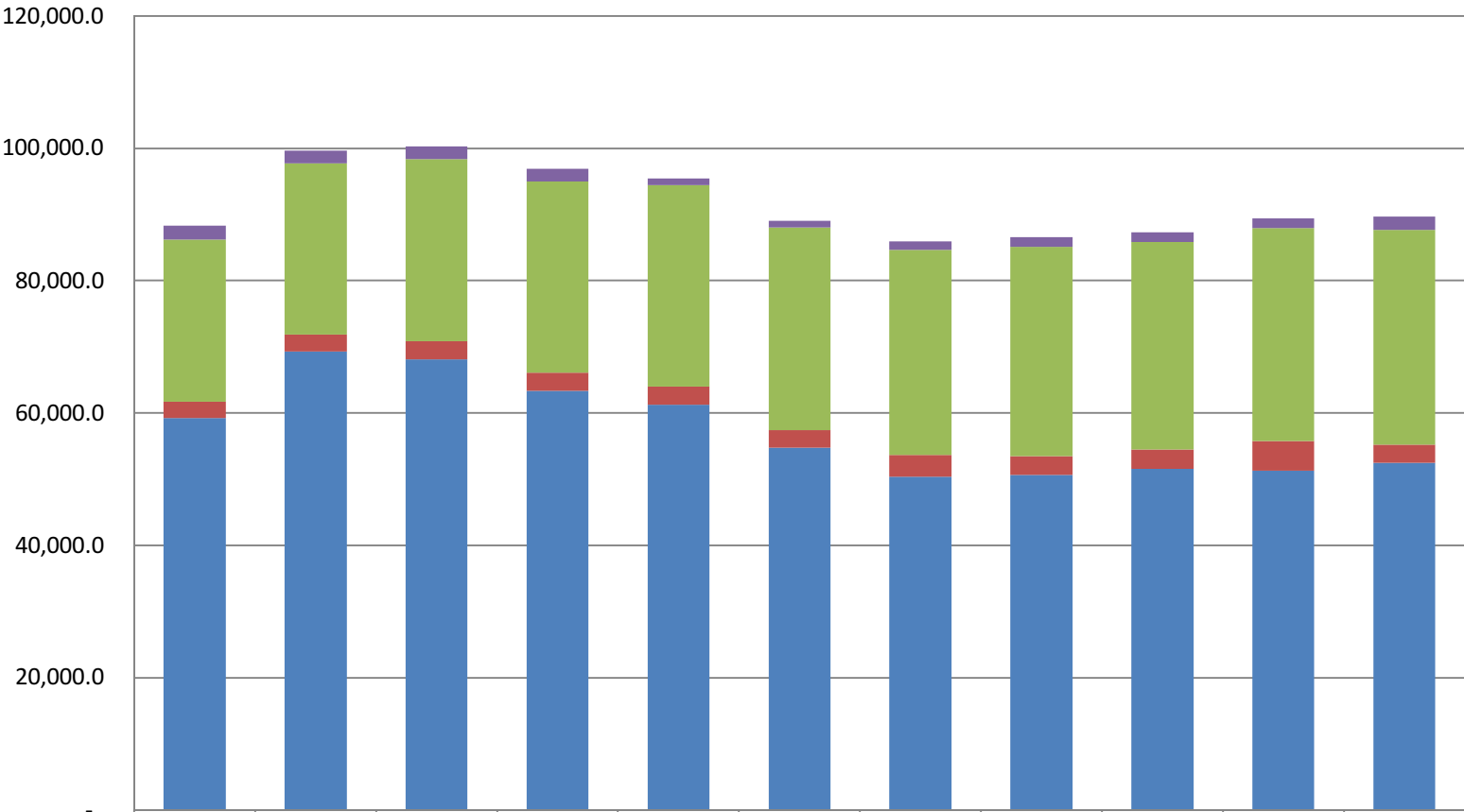


	11MgtPln	12MgtPln	13MgtPln	14MgtPln	15MgtPln	16MgtPln	17MgtPln	18MgtPln	19MgtPln	20MgtPln	21Gov
■ Total Agency Budget (GF Only)	61,671.7	71,876.4	70,819.0	66,103.6	64,003.2	57,379.9	53,617.6	53,491.8	54,472.0	55,739.2	55,166.6
% of Agency Budget to Total Agencies Budgets	1.42%	1.53%	1.42%	1.31%	1.23%	1.19%	1.14%	1.17%	1.15%	1.22%	1.17%

Department of Law **Total Funding Comparison by Fund Group** (All Funds) (\$ Thousands)

Between FY11 MgtPln & FY21 Gov:

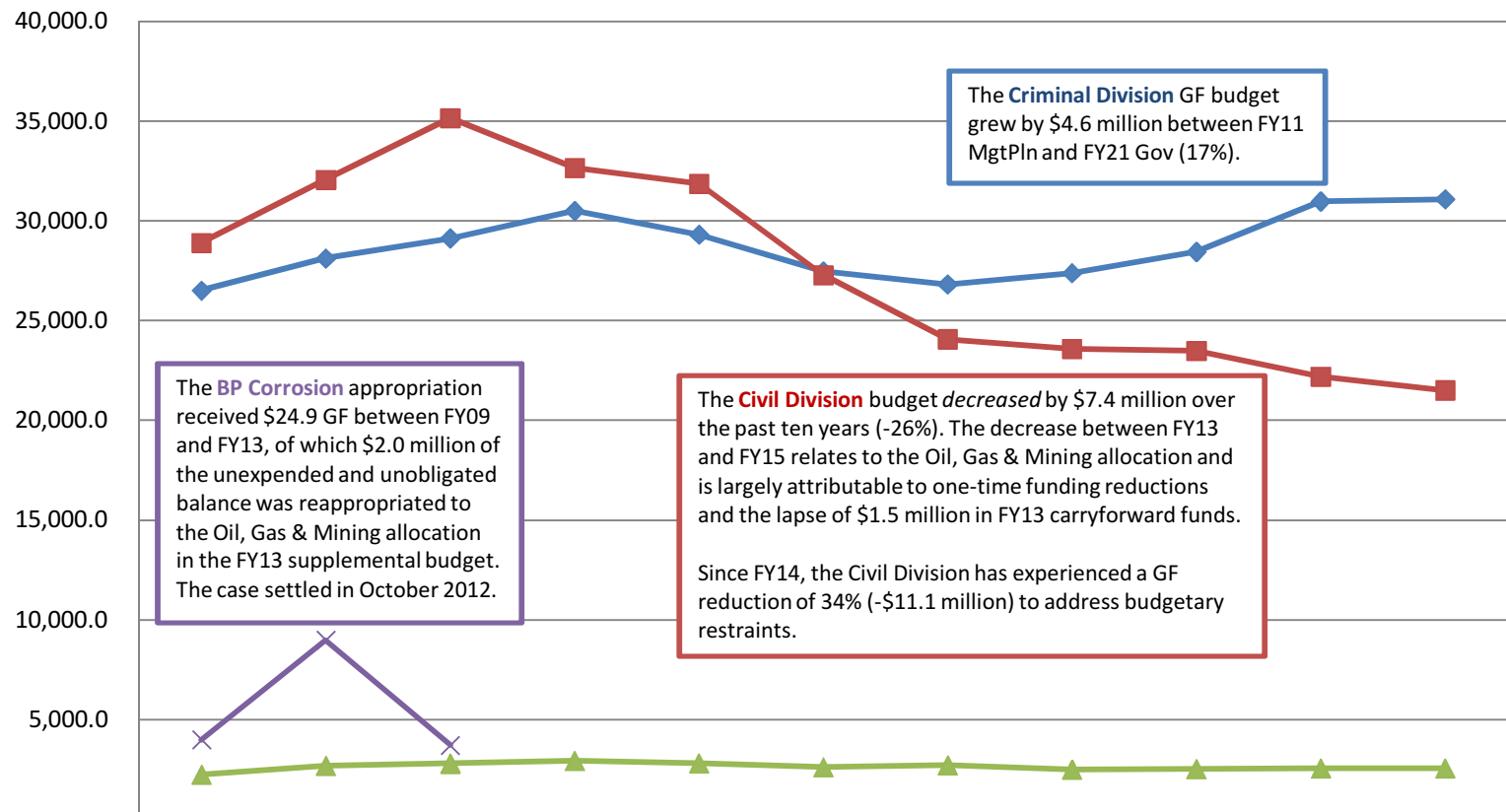
- UGF decreased by \$6.8 million (-11%)
- DGF increased by \$0.3 million (12%)
- Other funds increased by \$8.0 million (32%)
- Federal Funds decreased by \$0.1 million (-4%)



	11MgtPln	12MgtPln	13MgtPln	14MgtPln	15MgtPln	16MgtPln	17MgtPln	18MgtPln	19MgtPln	20MgtPln	21Gov
Federal Receipts (Fed)	2,109.8	1,947.3	1,965.9	1,979.1	1,004.3	1,020.1	1,291.8	1,489.4	1,498.5	1,518.7	2,026.2
Other State Funds (Other)	24,544.0	25,828.5	27,499.8	28,839.9	30,393.9	30,615.6	31,014.3	31,607.0	31,342.5	32,155.1	32,504.0
Designated General (DGF)	2,407.0	2,614.3	2,695.0	2,727.1	2,727.9	2,645.7	3,276.1	2,867.0	2,882.2	4,510.4	2,691.0
Unrestricted General (UGF)	59,264.7	69,262.1	68,124.0	63,376.5	61,275.3	54,734.2	50,341.5	50,624.8	51,589.8	51,228.8	52,475.6

Appropriations within the Department of Law

(GF Only)
(\$ Thousands)



	11MgtPln	12MgtPln	13MgtPln	14MgtPln	15MgtPln	16MgtPln	17MgtPln	18MgtPln	19MgtPln	20MgtPln	21Gov
— Criminal Division	26,514.5	28,121.1	29,128.5	30,501.4	29,312.6	27,474.6	26,822.8	27,383.8	28,451.8	30,980.2	31,087.9
— Civil Division	28,897.5	32,059.3	35,150.2	32,658.7	31,865.0	27,277.1	24,074.8	23,594.1	23,488.6	22,196.7	21,510.4
— Administration and Support	2,259.7	2,696.0	2,810.0	2,943.5	2,825.6	2,628.2	2,720.0	2,513.9	2,531.6	2,562.3	2,568.3
— BP Corrosion	4,000.0	9,000.0	3,730.3								