

Senate Health and Social Services

Division of Alaska Pioneer Homes Rate Increase – HB96 February 12, 2020



Providing elder Alaskans a home and community, celebrating life through its final breath.

Presented by: Deputy Commissioner Clinton Lasley
and
Administrative Operations Manager Tina Cochran

FY2019 – FY2020 Revenue

		FY2019 Revenue Actual	FY2020 Revenue Projected	Difference FY19 and FY20	% Difference Between FY19 and FY20
DGF	1005 General Fund Program Receipts	\$16,739.6	\$23,742.9	\$7,003.3	41.8%
DGF	1246 Recidivism Reduction Fund	-	\$2,400.0	\$2,400.0	100.0%
Other	1007 Inter-Agency Receipts	-	\$26,902.8	\$26,902.8	100.0%
Other	1007 Inter-Agency Receipts	\$50.0	\$50.0	-	0.0%
Other	1007 Inter-Agency Receipts	\$5,108.1	\$4,920.0	(\$188.1)	-3.7%
Other	1108 Statutory Designated Program Receipts	\$1,803.3	\$1,865.2	\$61.9	3.4%
Federal	1002 Federal Receipts	\$976.8	\$1,328.2	\$351.4	36.0%
Total		\$24,677.8	\$61,209.1	\$36,531.3	148.0%

Elder Payments

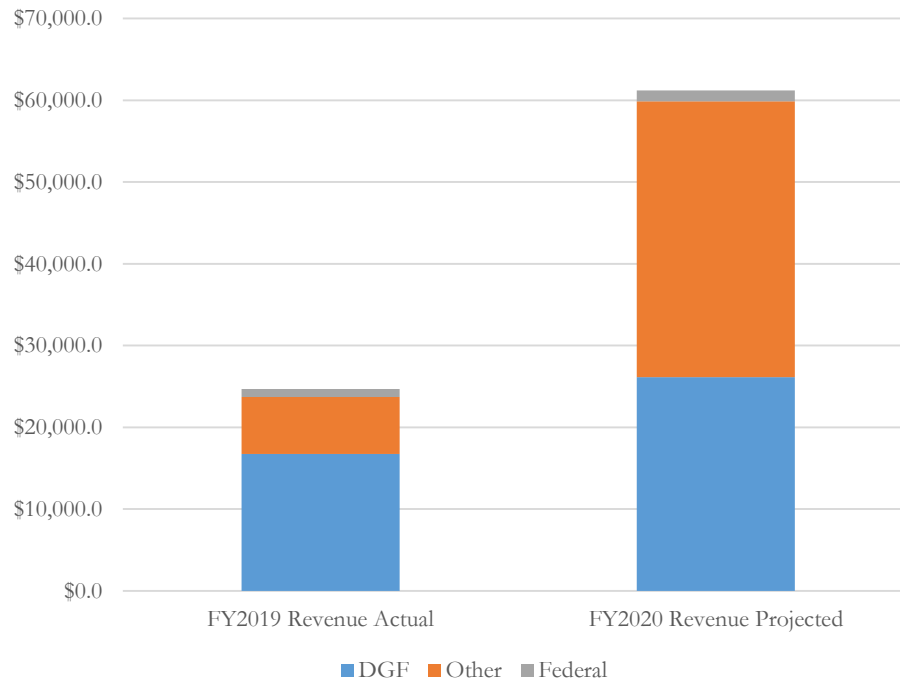
RSA Payment Assistance Component

RSA Department of Labor

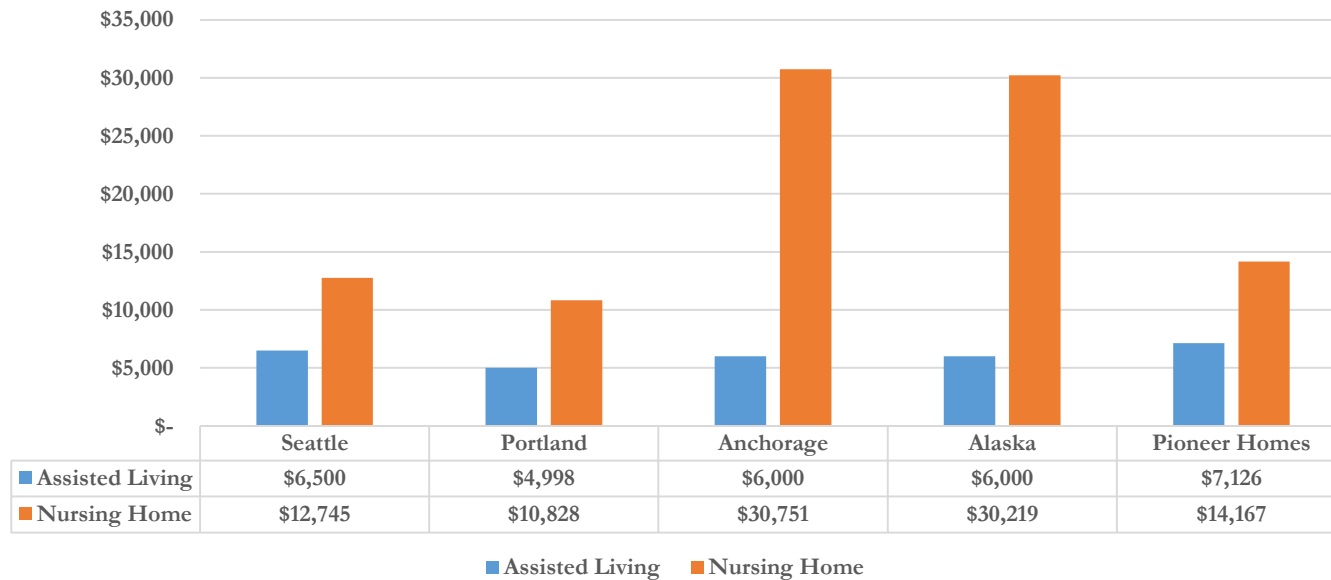
Medicaid

Pharmacy Payments

Veteran Affairs Administration



Long Term Care Cost Comparison – 2019 Genworth



Pioneer Home Rates with Medical CPI Alaska Urban

Alaska Pioneer Home Rates with Medical CPI Alaska Urban

	Level I	Level II	Level III	Level IV	Level V
2005	\$ 2,240.00	\$ 4,060.00	\$ 5,880.00		
2006	3% \$ 2,314.86	\$ 4,195.68	\$ 6,076.50		
2007	3% \$ 2,383.32	\$ 4,319.77	\$ 6,256.21		
2008	4% \$ 2,468.72	\$ 4,474.56	\$ 6,480.40		
2009	4% \$ 2,570.94	\$ 4,659.83	\$ 6,748.72		
2010	5% \$ 2,709.99	\$ 4,911.85	\$ 7,113.72		
2011	5% \$ 2,846.78	\$ 5,159.79	\$ 7,472.80		
2012	4% \$ 2,965.43	\$ 5,374.84	\$ 7,784.25		
2013	3% \$ 3,057.50	\$ 5,541.73	\$ 8,025.95		
2014	3% \$ 3,152.53	\$ 5,713.96	\$ 8,275.39		
2015	3% \$ 3,252.95	\$ 5,895.97	\$ 8,538.99		
2016	4% \$ 3,394.42	\$ 6,152.39	\$ 8,910.36		
2017	2% \$ 3,445.52	\$ 6,245.01	\$ 9,044.50		
2018	7% \$ 3,687.73	\$ 6,684.02	\$ 9,680.30		
2019	5% \$ 3,872.12	\$ 7,018.22	\$ 10,164.31	\$ 13,333.00	\$ 15,000.00
FY2020 Rates	\$ 3,623.00	\$ 6,569.00	\$ 11,185.00	\$ 13,333.00	\$ 15,000.00

*Actual Medical CPI Alaska Urban 2005-2019

<https://data.bls.gov/PDQWeb/cu>

*Estimated Medical CPI Alaska Urban 2020



Additional Cost in FY2020

Additional Non-UGF Cost in FY2020	
SU Furlough Reversal	\$ 3,200
LTC Furlough Reversal	\$ 6,300
LTC Salary & Insurance Increase	\$ 76,500
Nurse Study GGU	\$ 1,873,200
Nurse Study SU	\$ 376,400
GGU Health	\$ 167,700
GGU 3% COLA	\$ 331,100
GGU Furlough Reversal	\$ 16,000
Total	\$ 2,850,400



Alaska Pioneer Homes Admissions, Discharge, and Death Statistics

From August 01, 2019 through January 13, 2020

Home	Admissions **	Discharges *	Deaths
Alaska Veterans and Pioneers Home	8	5	9
Anchorage Pioneer Home	23	11	13
Fairbanks Pioneer Home	11	1	10
Juneau Pioneer Home	5	1	6
Ketchikan Pioneer Home	1	0	4
Sitka Pioneer Home	9	3	4
Division totals	57	21	46

* 16 discharges directly related to the rate increase

** Not included in data is 7 transfers between homes



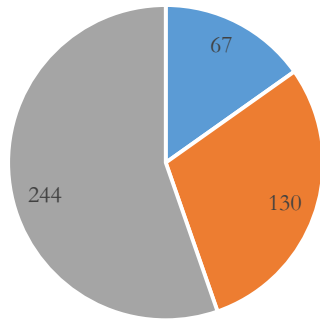
Occupancy – Waitlist Data

	31-Dec-2018	31-Dec-2019
Beds Occupied	441	446
Percent Occupancy	89.5%	89.6%
Active waitlist	215	176
Inactive waitlist	5251	5448



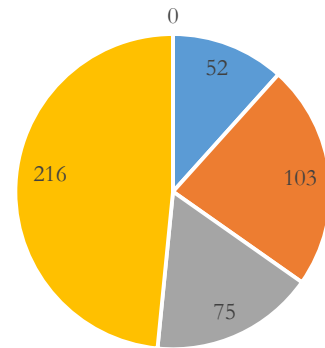
Levels of Care

Dec-18



■ Level I ■ Level II ■ Level III

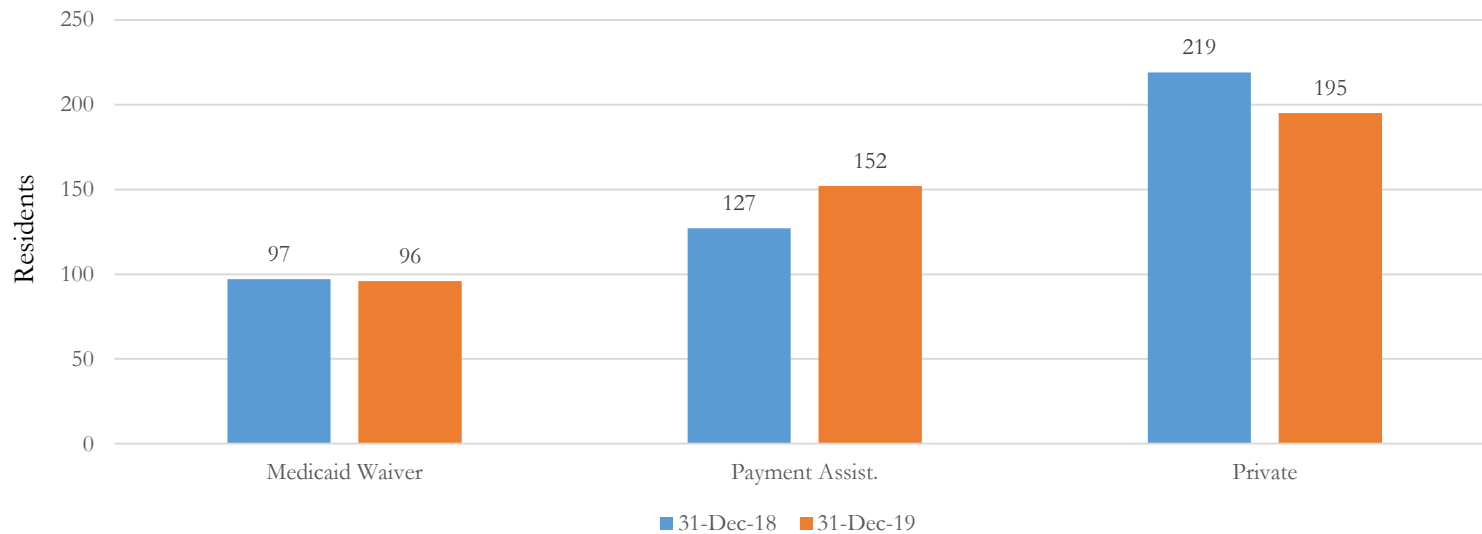
Dec-19



■ Level I ■ Level II ■ Level III ■ Level IV ■ Level V



Payer Source



Thank You

