

# **Alaska Department of Fish & Game**

## **House Finance Committee**

### **FY2021 Budget Overview**



**Commissioner Doug Vincent-Lang**  
**February 7, 2020**

# The Constitution of the State of Alaska

## Article 8 – Natural Resources; § 4. Sustained Yield

Fish, forests, wildlife, grasslands, and all other replenishable resources belonging to the State shall be utilized, developed, and maintained on the sustained yield principle, subject to preferences among beneficial uses.

## The Alaska Statutes

Title 16. FISH AND GAME; Sec. 16.05.020. Functions of commissioner.

(2) manage, protect, maintain, improve, and extend the fish, game and aquatic plant resources of the state in the interest of the economy and general well-being of the state.

## Mission Statement

To protect, maintain, and improve the fish, game, and aquatic plant resources of the state, and manage their uses and development in the best interest of the economy and the well-being of the people of the state, consistent with the sustained yield principle.

## Sources:

Mission: <http://www.adfg.alaska.gov/index.cfm?adfg=about.mission>

Constitutional Authority: <http://www.adfg.alaska.gov/index.cfm?adfg=about.statutes>

Full Budgets: <http://www.adfg.alaska.gov/index.cfm?adfg=about.budgets>

Division Measures: [www.adfg.alaska.gov/index.cfm?adfg=divisions.main](http://www.adfg.alaska.gov/index.cfm?adfg=divisions.main)

# **Alaska Department of Fish and Game**

## **Core Services**

### **Management**

Provide hunting and fishing opportunities, protect state's rights to manage its fish and wildlife resources, protect and improve habitat and access.

### **Stock Assessment and Research**

Ensure sustainability and harvestable surplus, improve assessment and research capabilities, invest in new technologies, anticipate changing conditions.

### **Customer Service and Public Involvement**

Make improvements to information and education services, the Boards and other regulatory processes, licensing and permitting.

# Alaska Department of Fish and Game

## Economic Value

Sustainable Management of Fish and Wildlife Resources means **\$12.4 billion dollars in economic value to Alaska!**

<u>Resource Divisions</u>	<u>Annual Average Contribution to Alaska's Economy</u>
Commercial Fisheries	\$5.6 billion
Sport Fishing	\$1.9 billion
Wildlife	\$4.6 billion
<u>Subsistence</u>	<u>\$0.3 billion</u>
<b>TOTAL</b>	<b>\$12.4 billion</b>





## Alaska Department of Fish and Game Regional and Area Offices

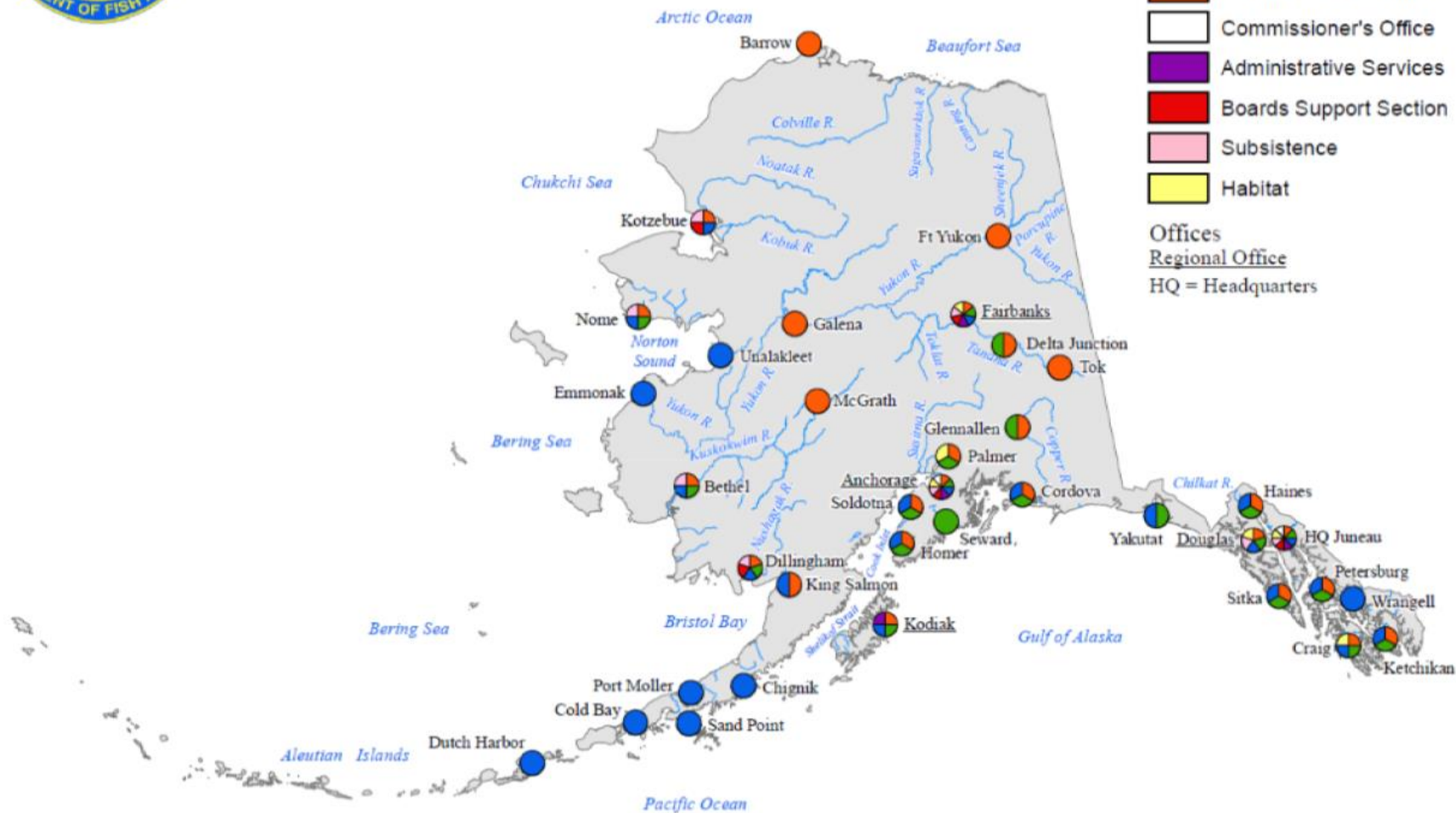
### ADF&G Divisions

-  Commercial Fisheries
-  Sport Fish
-  Wildlife Conservation
-  Commissioner's Office
-  Administrative Services
-  Boards Support Section
-  Subsistence
-  Habitat

### Offices

Regional Office

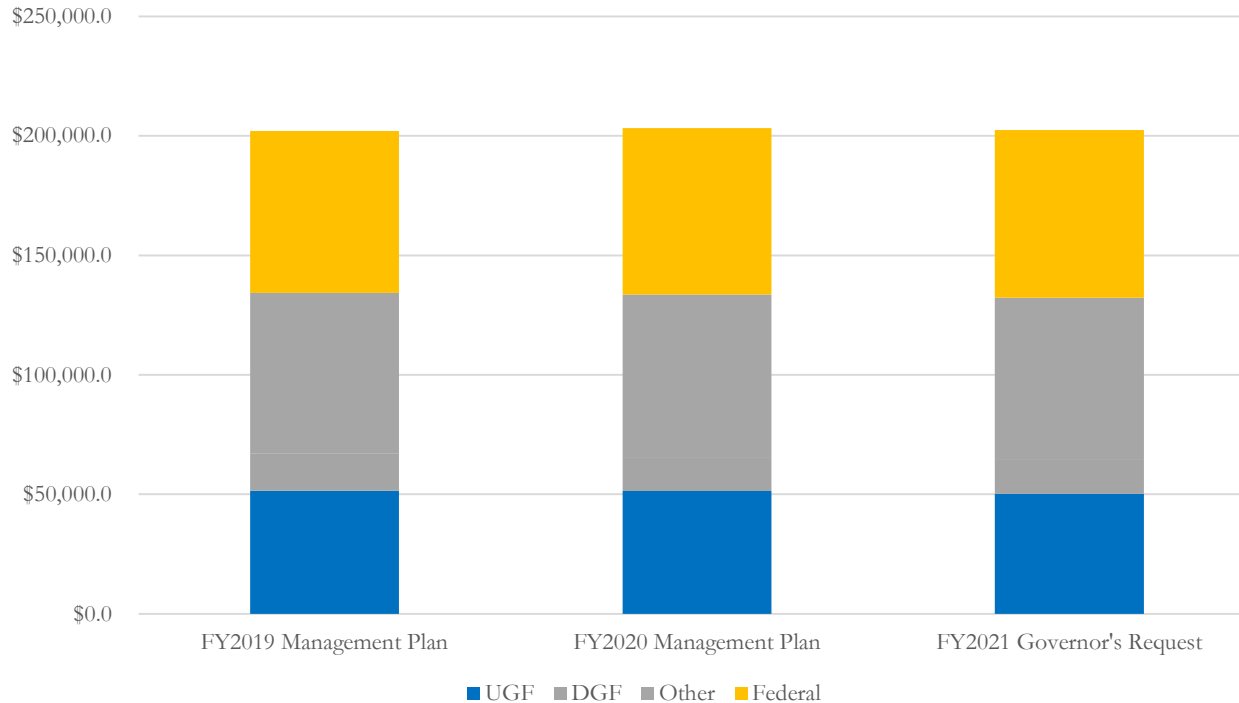
HQ = Headquarters



0 100 200 300 400 500 Miles

# Alaska Department of Fish & Game

## FY2021 Operating Budget Comparison (all \$ in thousands)



- The Department reduced general fund in total by 4.2% between FY19 and FY21.
- Through reductions the Department was able to meet all constitutional, statutory, and regulatory responsibilities.
- The Department was able to provide a return on investment of general funds to the state.

	FY2019 Management Plan	FY2020 Management Plan	FY2021 Governor's Request	Difference FY19 and FY21	% Difference FY19 and FY21	Difference FY20 and FY21	% Difference FY20 and FY21
<b>UGF</b>	\$51,583.3	\$51,351.3	\$50,159.5	(\$1,423.8)	-2.8%	(\$1,191.8)	-2.3%
<b>DGF</b>	\$15,636.2	\$14,235.4	\$14,257.0	(\$1,379.2)	-8.8%	\$21.6	0.2%
<b>Other</b>	\$67,053.3	\$68,032.7	\$67,903.0	\$849.7	1.3%	(\$129.7)	-0.2%
<b>Federal</b>	\$67,812.5	\$69,643.9	\$70,126.3	\$2,313.8	3.4%	\$482.4	0.7%
<b>Total</b>	<b>\$202,085.3</b>	<b>\$203,263.3</b>	<b>\$202,445.8</b>	<b>\$360.5</b>	<b>0.2%</b>	<b>(\$817.5)</b>	<b>-0.4%</b>

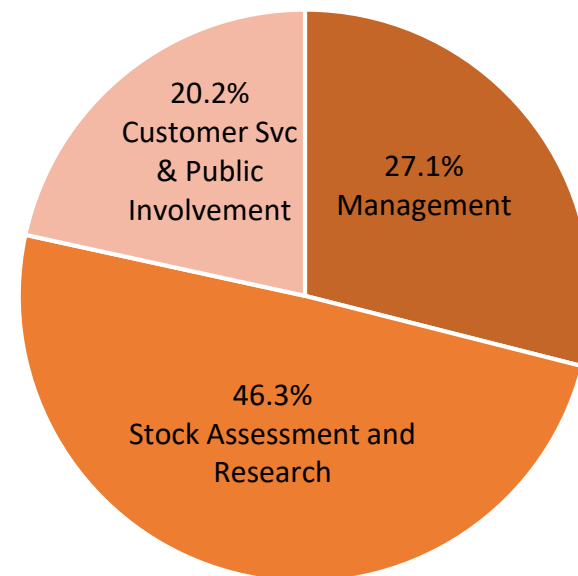
# Alaska Department of Fish & Game

## FY2021 Fund Source Breakdown by Fund Category (all \$ in thousands)

Agency Operating	UGF	DGF	GF Sub Total	Other	Fed	Total	PFT
Formula							
Non-Formula	\$50,159.5	\$14,257.0	\$ 64,416.5	\$ 67,903.0	\$70,126.3	\$202,445.8	835
*Duplicate				\$(22,918.0)		\$ (22,918.0)	
<b>Non-Duplicate Total</b>	<b>\$50,159.5</b>	<b>\$14,257.0</b>	<b>\$ 64,416.5</b>	<b>\$ 44,985.0</b>	<b>\$70,126.3</b>	<b>\$ 179,527.8</b>	

UGF	1003 General Fund Match	\$ 1,007.3
	1004 General Fund Receipts	\$ 49,152.2
DGF	1005 General Fund/Program Receipts	\$ 2,570.2
	1109 Tesh Fisheries Receipts	\$ 3,425.2
	1201 Commercial Fisheries Entry Commission Receipts	\$ 8,261.6
Other	1007 Interagency Receipts (Duplicate)	\$ 17,506.6
	1018 Exxon Valdez Oil Spill Settlement	\$ 2,477.7
	1024 Fish and Game Fund	\$ 33,314.6
	1055 Interagency/Oil & Hazardous Waste (Duplicate)	\$ 110.8
	1061 Capital Improvement Project Receipts (Duplicate)	\$ 5,300.6
	1108 Statutory Designated Program Receipts	\$ 8,692.7
	1199 Alaska Sport Fishing Enterprise Account	\$ 500.0
Fed	1002 Federal Receipts	\$ 70,126.3

Percentage of Core Services  
Funded by General Fund



# Department of Fish & Game

## Strategy for Reducing General Fund Authority

---

- Least impact to return on investment
- Availability of alternative funding
- Opportunity to enter in new partnerships



# Alaska Department of Fish and Game

## FY2021 Operating Budget Change Highlights (all \$ in thousands)

---

### ➤ Division of Commercial Fisheries

- Southeast Regions Fisheries Management, (\$401.7) UGF, (1) permanent part-time
  - \$66.2 UGF and 1 permanent part-time position reduction to close Wrangell Office
  - \$19.9 UGF reduction to dive fishery stock assessment
  - \$315.6 UGF reduction to eliminate Southeast red king crab assessment
- Central Region Fisheries Management, (\$47.2) UGF
  - \$47.2 UGF reduction to eliminate pike suppression
- AYK Region Fisheries Management, (\$299.6) UGF
  - \$299.6 UGF reduction of Bering Sea salmon research
- Westward Region Fisheries Management, (\$123.2) UGF
  - \$23.2 UGF reduction of management of Frazer Lake fish pass
  - \$100.0 UGF reduction to Westward region facility maintenance
- Statewide Fisheries Management, (\$159.0) UGF, (1) permanent full-time
  - \$159.0 UGF and 1 permanent full-time position reduction to aquaculture planning and permitting

### ➤ Division of Sport Fisheries

- \$250.0 UGF reduction of support for license modernization

### ➤ Boards of Fisheries and Game

- \$24.5 UGF reduction to travel for Boards supplemental meetings

### ➤ Habitat Section

- \$24.0 UGF reduction to realize savings from position changes

# Thank you Questions?

