

# State of Alaska Department of Administration

FY2021 Governor Budget Overview  
Presentation to House Finance Committee  
Commissioner, Kelly Tshibaka  
Administrative Services Director, Brad Ewing  
February 4, 2020



# Dept. of Administration FY21 Operating Budget: [Mission and Organization](#)

**Mission:** Provide consistent and efficient support services to state agencies so that they may better serve Alaskans.

**Vision:** Champion improvement in the State's performance and results

## Services to State Agencies

## Services to the Public

Office of  
Admin.  
Hearings

Admin.  
Services

Finance

Retirement and  
Benefits

Office of Public  
Advocacy

Public Defender  
Agency

Personnel and  
Labor  
Relations

Shared  
Services of  
Alaska

Office of  
Information  
Technology

Violent Crimes  
Compensation  
Board

Alaska Public  
Offices  
Commission

Public  
Communications  
Services

Risk  
Management

Div. of Motor  
Vehicles



## Dept. of Administration FY21 Operating Budget: [DOA Strategic Plan](#)

**Mission:** Provide consistent and efficient support services to state agencies so that they may better serve Alaskans.

**Vision:** Champion improvement in the State's performance and results

DOA Goals	DOA Objectives
Provide Excellent Products and Services	Recruit, develop, retain, and deploy right talent
	Improve quality, efficiency, and timeliness of DOA products and services
	Increase stakeholder awareness of and satisfaction with DOA products and services
Promote SOA Efficiency and Cost Savings	Gain efficiencies for the State through new or improved programs or processes
	Implement processes and programs to achieve cost savings
	Improve timeliness, quality, and results of SOA agencies
Pursue Innovations and Initiatives	Offer proactive contributions to the SOA
	Develop and implement innovations to advance the mission of DOA or other SOA departments and agencies
	Increase SOA IT proficiency, tools, and capacity



## Dept. of Administration FY21 Operating Budget: [Department Summary](#)

- -\$14.9M (-4%) and -34 positions (-2%) from FY20 to FY21
- FY21 proposals focus on investing in strategic priorities, efficiencies, and structural changes

DOA Goals	DOA Objectives	DOA FY21 Budget Proposals
Provide Excellent Products and Services	Recruit, develop, retain, and deploy right talent	(1) Increment to cover attorney bar dues with the Alaska State Bar Association
	Improve quality, efficiency, and timeliness of DOA products and services	(1) Classification Section revitalization plan: +2 PCNs (2) Delete vacant OIT PCNs: -11 PCNs (3) Increase capacity in OPA to cover rural and conflict cases, absorb increase workload due to SSA changes: +10 PCNs (4) Increment in OPA to help fill Public Guardian PCNs (5) Increments for PDA and OPA travel to address workload throughout the state, avoid contracting out cases at considerable expense, and minimize delays in case disposition.
	Increase stakeholder awareness of and satisfaction with DOA products and services	
Promote SOA Efficiency and Cost Savings	Gain efficiencies for the State through new or improved programs or processes	(1) Automate employee onboarding system (capital project) (2) Delete HR/DOPLR PCNs: -7 PCNs
	Implement processes and programs to achieve cost savings	(1) Automate performance evaluation system (capital project)
	Improve timeliness, quality, and results of SOA agencies	
Pursue Innovations and Initiatives	Offer proactive contributions to the SOA	(1) Deferred maintenance, renovation, repair, and equip. (capital project)
	Develop and implement innovations to advance the mission of DOA or other SOA departments and agencies	(1) Software for Shared Services of Alaska initiatives (capital project)
	Increase SOA IT proficiency, tools, and capacity	(1) Electronic timekeeping (capital project) (2) Upgrade the State's enterprise resource planning software, IRIS (capital project) (3) Upgrade to cloud servers and replace retirement system servers (capital project)
		(4) Upgrade service management systems and ticketing systems (capital project)



## Dept. of Administration FY21 Operating Budget: [What DOA is Like](#)



MODERNIZATION

INNOVATION

EFFICIENCY

COST SAVINGS

CENTRALIZATION

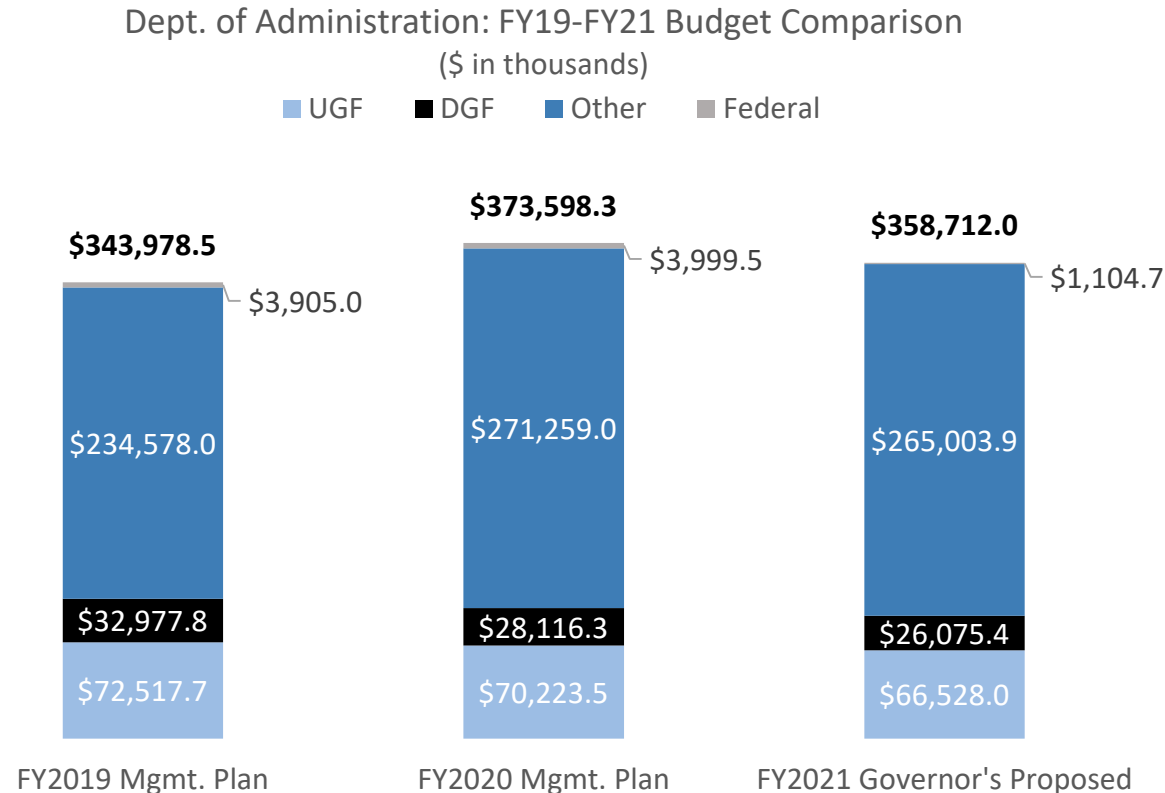
TRUST





## Dept. of Administration FY21 Operating Budget: Budget Comparison

- Total: -\$14.9M (-4%) and -34 positions (-2%) from FY20 to FY21
- UGF: -\$3.7M (-5%), DGF: -\$2.0M (-7%), Other: -\$6.3M (-2%), Federal: -\$2.9M (-72%) from FY20 to FY21



### FY21 Gov. Proposed: Significant Changes

- Efficiency gains: 1,264 PCNs in FY20, 1,230 PCNs in FY21
- Reduce budget and PCNs in OIT, SSoA, and DOPLR
- +\$1.6M for Office of Public Advocacy: +10 PCNs, public guardians, and travel
- Classification Section revitalization plan (+2 PCNs)
- Bar dues for licensed Alaska Bar attorneys
- Org. structure changes
  - Alaska Oil & Gas Conservation Commission to DCCED (Administrative Order #307)
  - Alaska Land Mobile Radio and SATS to DMVA
  - Continue planning, onboarding, and investments to support consolidation efforts
    - AO 284 (OIT)
    - AO 304 (Procurement)
    - AO 305 (HR)



## Dept. of Administration FY21 Operating Budget: **Funding Sources**

- DOA Budget: 19% UGF, 7% DGF, 74% Other Funds, < 1% Federal
- DOA Fund Sources: 59% duplicated fund sources

DOA Operating	UGF	DGF	GF Subtotal	Other	Federal	Total	PFT
Formula							
Non-Formula	\$66,528.0	\$26,075.4	<b>\$92,603.4</b>	\$265,003.9	\$1,104.7	<b>\$358,712.0</b>	1,187
*Duplicated				\$210,437.0			
<b>Non-Duplicated Total</b>	<b>\$66,528.0</b>	<b>\$26,075.4</b>	<b>\$92,603.4</b>	<b>\$54,566.9</b>	<b>\$1,104.7</b>	<b>\$358,712.0</b>	<b>1,187</b>

Fund Type	Funding Source	FY21 Gov.
UGF	1004: General Fund	\$64,360.2
	1037: General Fund / Mental Health	\$2,167.8
DGF	1005: General Fund / Program Receipts	\$26,025.4
	1216: Boat Receipts	\$50.0
Federal	1002: Federal Receipts	\$765.3
	1033: Surplus Property	\$339.4

Fund Type	Funding Source	FY21 Gov.
Other	1007: Interagency Receipts (duplicated)	\$121,956.9
	1017: Benefit System Receipts	\$41,144.7
	1023: FICA Administration Fund Account	\$131.9
	1029: Public Employees Retirement System Fund	\$9,167.5
	1034: Teachers Retirement System Fund	\$3,529.2
	1042: Judicial Retirement System	\$120.0
	1045: National Guard & Naval Militia Retirement System	\$273.8
	1061: Capital Improvement Project Receipts (duplicated)	\$1,242.0
	1081: Information Services Fund (duplicated)	\$71,803.9
	1092: Mental Health Trust Authority Authorized Receipts	\$199.8
	1147: Public Building Fund (duplicated)	\$15,434.2



# Dept. of Administration FY21 Operating Budget: [Department Summary](#)

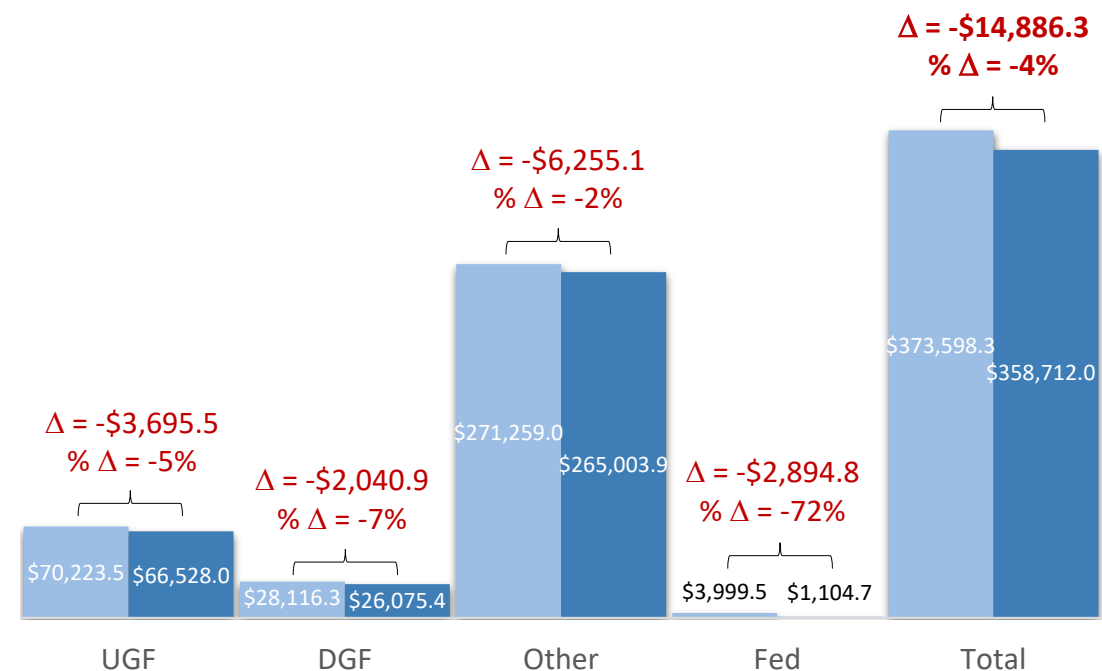
- Total: -\$14.9M (-4%) and -34 positions (-2%) from FY20 to FY21
- UGF: -\$3.7M (-5%), DGF: -\$2.0M (-7%), Other: -\$6.3M (-2%), Federal: -\$2.9M (-72%) from FY20 to FY21

Dept. of Administration: Fund Source Comparison

(\$ in thousands)

■ FY2020 Management Plan

■ FY2021 Governor

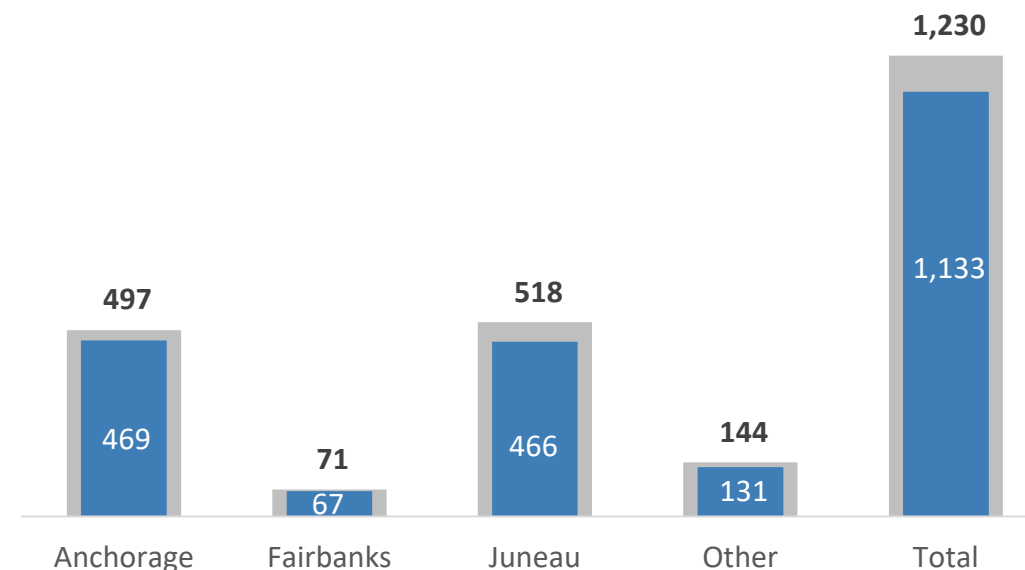


Dept. of Administration: Position Count and Employees

FY21 Governor Proposed Budget

■ Budgeted Positions

■ Filled (as of 12/15/2019)

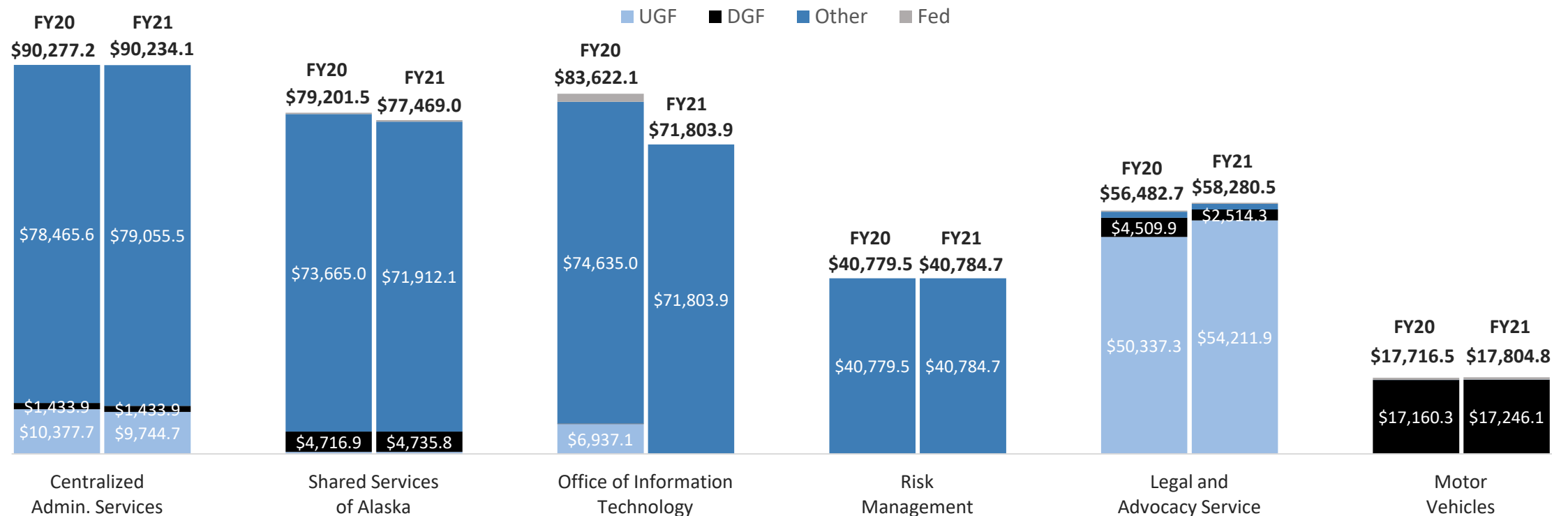




# Dept. of Administration FY21 Operating Budget: [Appropriation](#) | [RDU Summary](#)

- Six of DOA's 10 appropriations (result delivery units) have budgets > \$1M
- Of these six (below), Legal and Advocacy Services (OPA|PDA) is the only one predominantly funded by UGF

Dept. of Administration: Appropriations/Result Delivery Units  
(\$ in thousands)

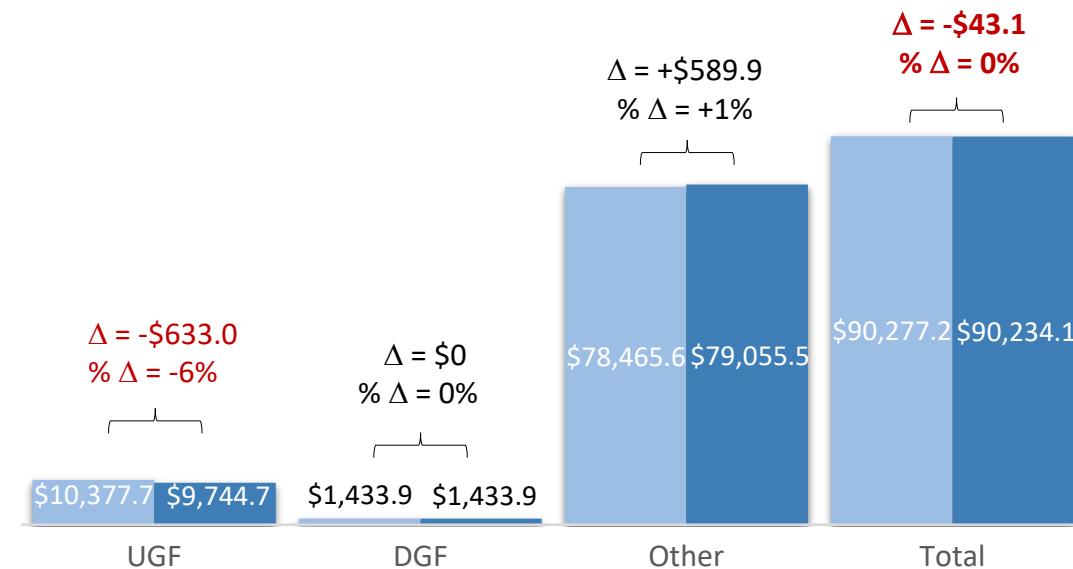


# Dept. of Administration FY21 Operating Budget: Centralized Admin. Services

- -\$43.1 (0%) and -4 positions (-1%) from FY20 to FY21
- Delete vacant positions and authority to realize efficiencies

Centralized Admin.: Fund Source Comparison  
(\$ in thousands)

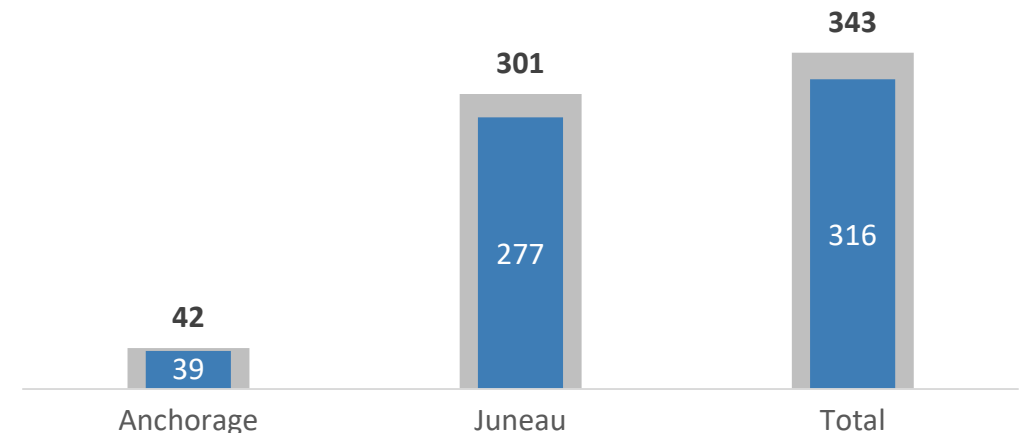
■ FY2020 Management Plan ■ FY2021 Governor



Centralized Admin.: Position Count and Employees

FY21 Governor Proposed Budget

■ Budgeted Positions ■ Filled (as of 12/15/2019)



## Dept. of Administration FY21 Operating Budget: **Changes from FY21 Adjusted Base**

	Appropriation/RDU	Component	Description	Transaction	\$ (Thousands)	Funding	PCNs
1	Centralized Admin.	Admin. Services	Add authority to increase transparent budgeting of RSAs	Increment	+\$98.7	1004 Gen Fund (UGF)	-
2	Centralized Admin.	Admin. Services	Delete HR Tech. and funding to realize consolidation efficiencies	Decrement	-\$63.0	1007 I/A Rcpts (Other)	-1 PFT
3	Centralized Admin.	Finance	Add authority to support transparent budgeting of IRIS upgrade support	Increment	+\$483.4	1061 CIP Rcpts (Other)	-
4	Centralized Admin.	Finance	Delete HR Tech. and funding to realize consolidation efficiencies	Decrement	-\$111.1	1004 Gen Fund (UGF)	-1 PFT
5	Centralized Admin.	Personnel	Automate performance evaluations and onboard licensing	Increment	+\$275.0	1007 I/A Rcpts (Other)	-
6	Centralized Admin.	Personnel	Classification section revitalization	Increment	+\$220.2	1007 I/A Rcpts (Other)	+2 PFT
7	Centralized Admin.	Personnel	Delete vacant PCNs and funding to realize consolidation efficiencies	Decrement	-\$660.0	1007 I/A Rcpts (Other)	-5 PFT -1 PPT
8	Centralized Admin.	Retirement and Benefits	Add authority for retirement system actuarial services	Increment	+\$200.0	1017 Group Ben (Other) 1029 PERS Trust (Other) 1034 Teach Ret (Other)	-
9	Centralized Admin.	Retirement and Benefits	Add authority for pension system annual audits	Increment	+\$100.0	1029 PERS Trust (Other) 1034 Teach Ret (Other) 1042 Jud Retire (Other)	-
10	Centralized Admin.	Retirement and Benefits	Delete Analyst/Programmer and authority due to modernization effort	Decrement	-\$181.0	1017 Group Ben (Other)	-1 PFT



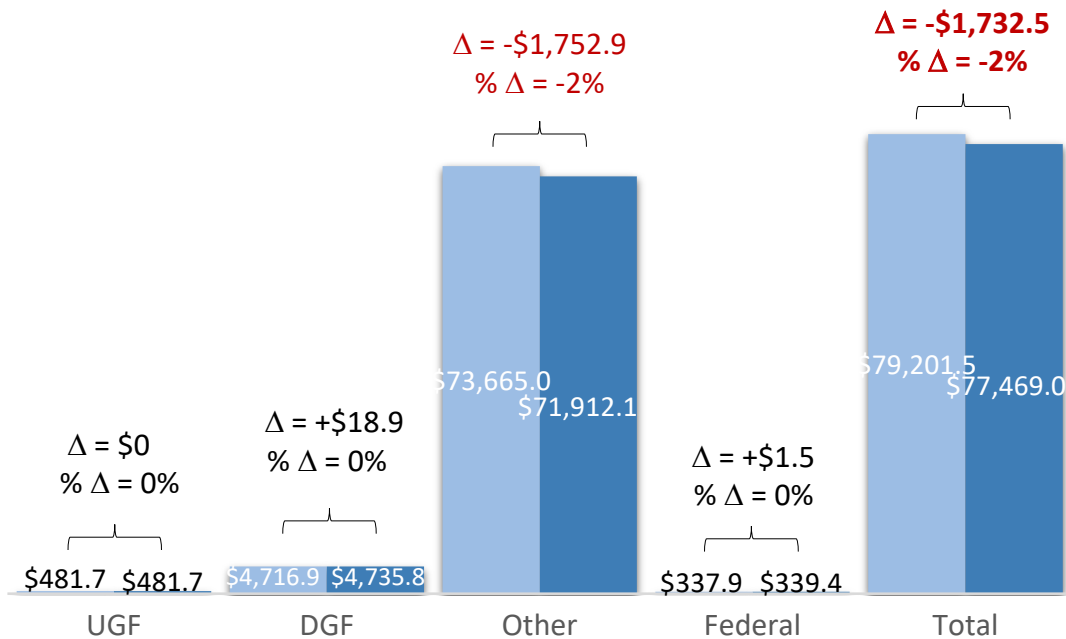
# Dept. of Administration FY21 Operating Budget: Shared Services of Alaska (SSoA)

- -\$1,732.5 (-2%) and +2 positions (+2%) from FY20 to FY21
- Reduce authority to align with anticipated revenue and expenditures

SSoA: Fund Source Comparison

(\$ in thousands)

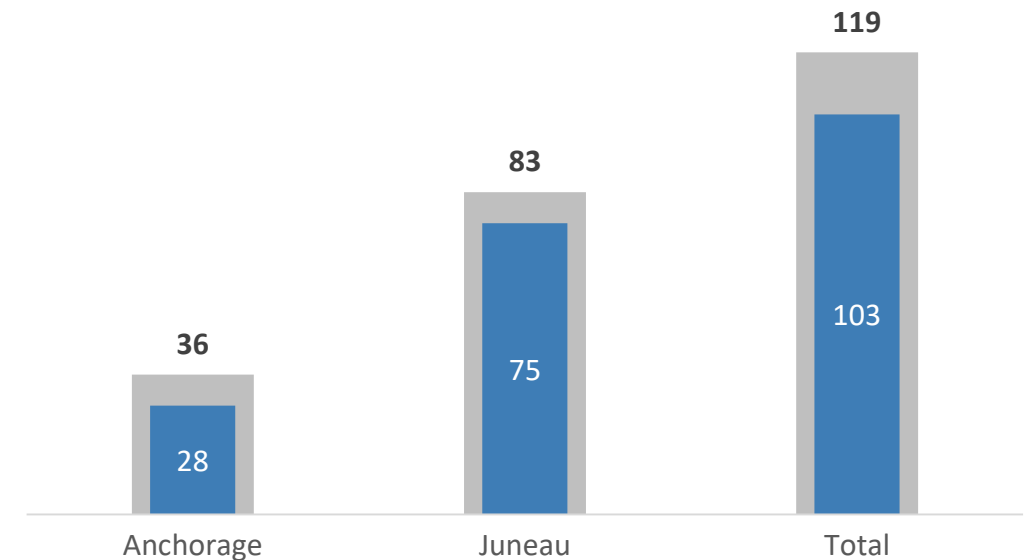
■ FY2020 Management Plan ■ FY2021 Governor



SSoA: Position Count and Employees

FY21 Governor Proposed Budget

■ Budgeted Positions ■ Filled (as of 12/15/2019)



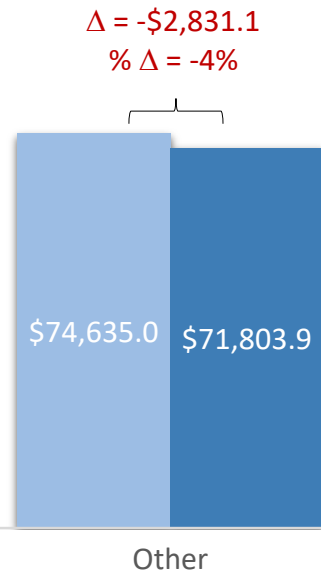
# Dept. of Administration FY21 Operating Budget: Office of Information Technology

- -\$2,831.1 (-4%) and -14 positions (-6%) from FY20 to FY21
- Delete long-term vacant positions and authority to realize consolidation efficiencies

OIT: Fund Source Comparison

(\$ in thousands)

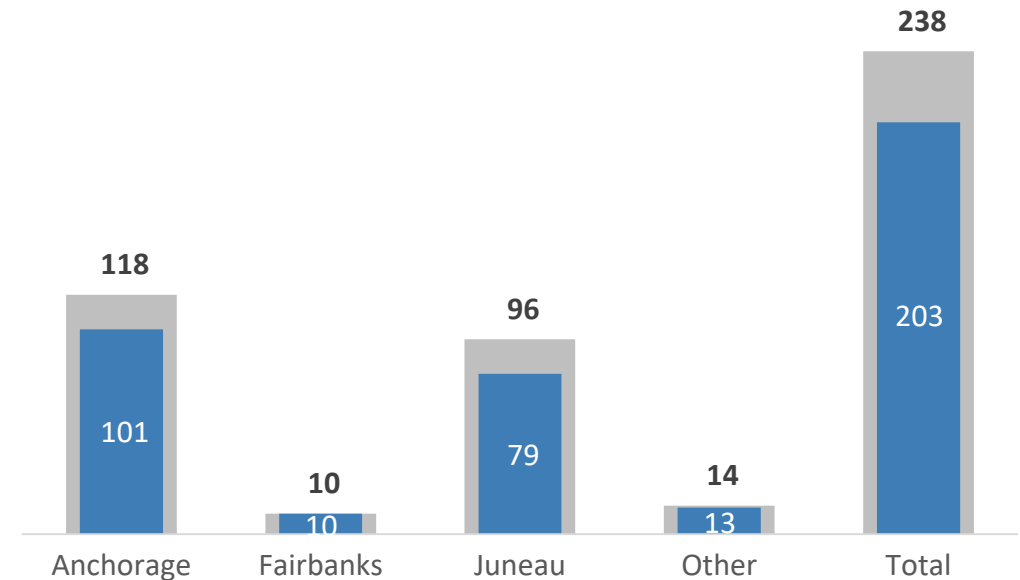
■ FY2020 Management Plan ■ FY2021 Governor



OIT: Position Count and Employees

FY21 Governor Proposed Budget

■ Budgeted Positions ■ Filled (as of 12/15/2019)



## Dept. of Administration FY21 Operating Budget: [Changes from FY21 Adjusted Base](#)

	<b>Appropriation/RDU</b>	<b>Component</b>	<b>Description</b>	<b>Transaction</b>	<b>\$ (Thousands)</b>	<b>Funding</b>	<b>PCNs</b>
11	Shared Services of Alaska	Accounting	Delete authority to align with expected revenue and expenditures	Decrement	-\$1,600.0	1007 I/A Rcpts (Other)	-
12	Shared Services of Alaska	Accounting	Delete Accounting Tech. and authority to realize consolidation efficiencies	Decrement	-\$220.0	1007 I/A Rcpts (Other)	-2 PFT
13	Office of Info. Tech.	AK Div. of IT	Delete long-term vacant positions and authority to realize consolidation efficiencies	Decrement	-\$1,568.3	1081 Info Svc (Other)	-11 PFT
14	Office of Info. Tech.	AK Div. of IT	Delete authority to realize contract savings	Decrement	-\$1,500.0	1081 Info Svc (Other)	-





## Dept. of Administration FY21 Operating Budget: Risk Management

- +\$5.2 (0%) from FY20 to FY21
- No changes in position count from FY20 to FY21


Risk Management: Fund Source Comparison

(\$ in thousands)

■ FY2020 Management Plan   ■ FY2021 Governor

$\Delta = +\$5.2$

$\% \Delta = 0\%$




Other

Risk Management: Position Count and Employees

FY21 Governor Proposed Budget

■ Budgeted Positions   ■ Filled (as of 12/15/2019)



Juneau

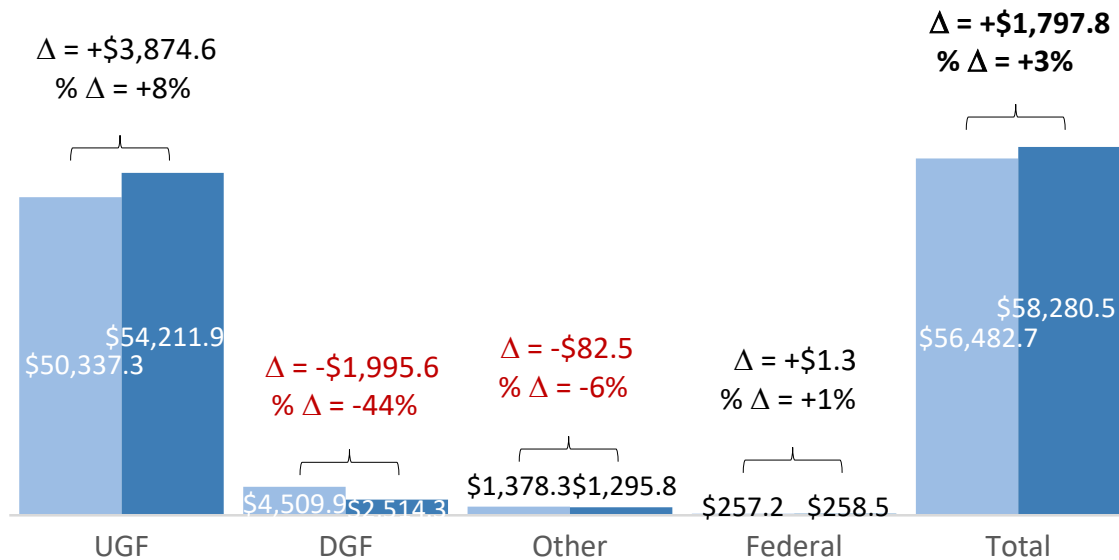


# Dept. of Administration FY21 Operating Budget: Legal and Advocacy Services

- +\$1,797.8 (+3%) and +9 positions (+3%) from FY20 to FY21
- Add positions and authority to support rural defense, existing units, and changes in Social Security Admin.

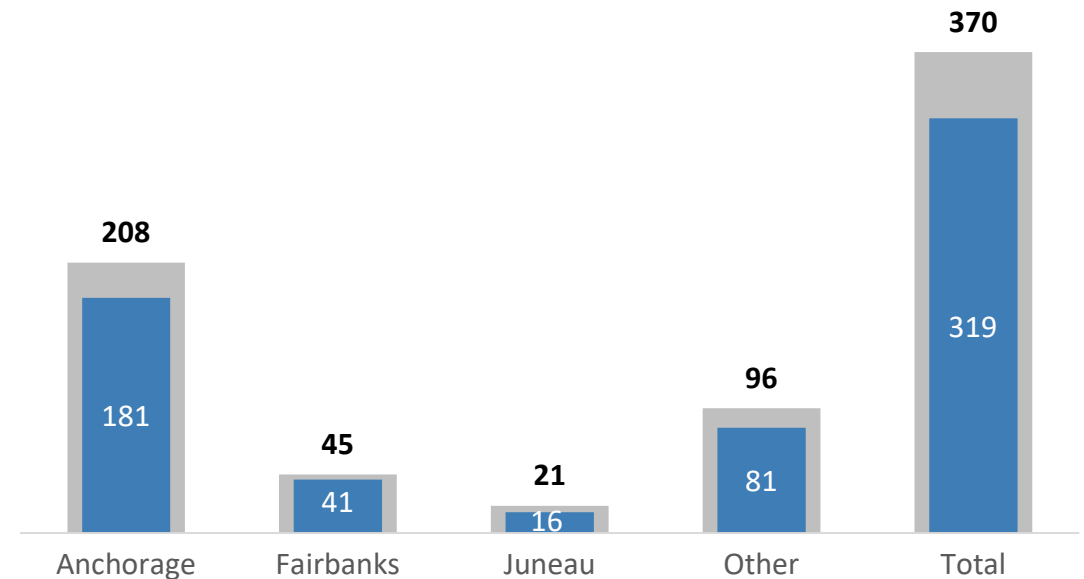
Legal and Advocacy Services: Fund Source Comparison  
(\$ in thousands)

■ FY2020 Management Plan ■ FY2021 Governor



Legal and Advocacy Services: Position Count and Employees  
FY21 Governor Proposed Budget

■ Budgeted Positions ■ Filled (as of 12/15/2019)



## Dept. of Administration FY21 Operating Budget: [Changes from FY21 Adjusted Base](#)

	Appropriation/RDU	Component	Description	Transaction	\$ (Thousands)	Funding	PCNs
15	Legal and Advocacy Services	Office of Public Advocacy	Add positions and authority to support rural defense, existing units, and changes in Social Security Admin. req.	Increment	+\$1,235.0	1004 Gen Fund (UGF)	+10 PFT
16	Legal and Advocacy Services	Office of Public Advocacy	Add authority to fill and retain Public Guardian positions	Increment	+\$250.0	1004 Gen Fund (UGF)	-
17	Legal and Advocacy Services	Office of Public Advocacy	Add authority for travel	Increment	+\$120.0	1004 Gen Fund (UGF)	-
18	Legal and Advocacy Services	Office of Public Advocacy	Add authority to cover bar dues for licensed attorneys	Increment	+\$38.1	1004 Gen Fund (UGF)	-
19	Legal and Advocacy Services	Office of Public Advocacy	Maintain ongoing activities for crimes; sentencing; drugs; theft; reports (Ch4 FSSLA2019)	Fund Change	+\$694.7 -\$694.7	1004 Gen Fund (UGF) 1169 PCE Endow (DGF)	-
20	Legal and Advocacy Services	Office of Public Advocacy	Add authority for travel	Increment	+\$35.0	1004 Gen Fund (UGF)	-
21	Legal and Advocacy Services	Office of Public Advocacy	Add authority to cover bar dues for licensed attorneys	Increment	+\$66.4	1004 Gen Fund (UGF)	-



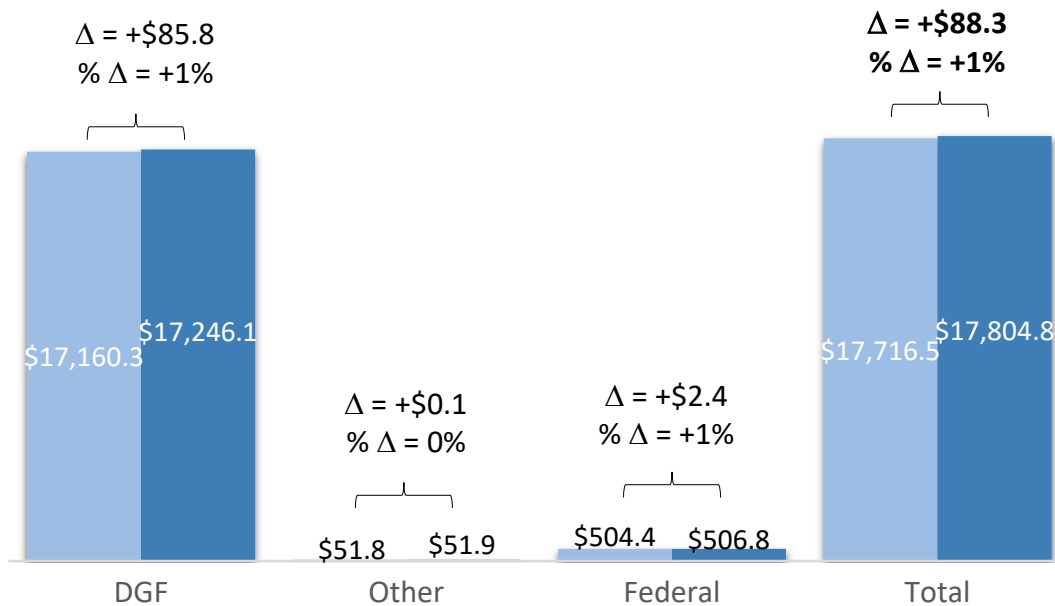
# Dept. of Administration FY21 Operating Budget: Motor Vehicles

- +\$88.3 (+1%) from FY20 to FY21
- No changes in position count from FY20 to FY21

Division of Motor Vehicles: Fund Source Comparison

(\$ in thousands)

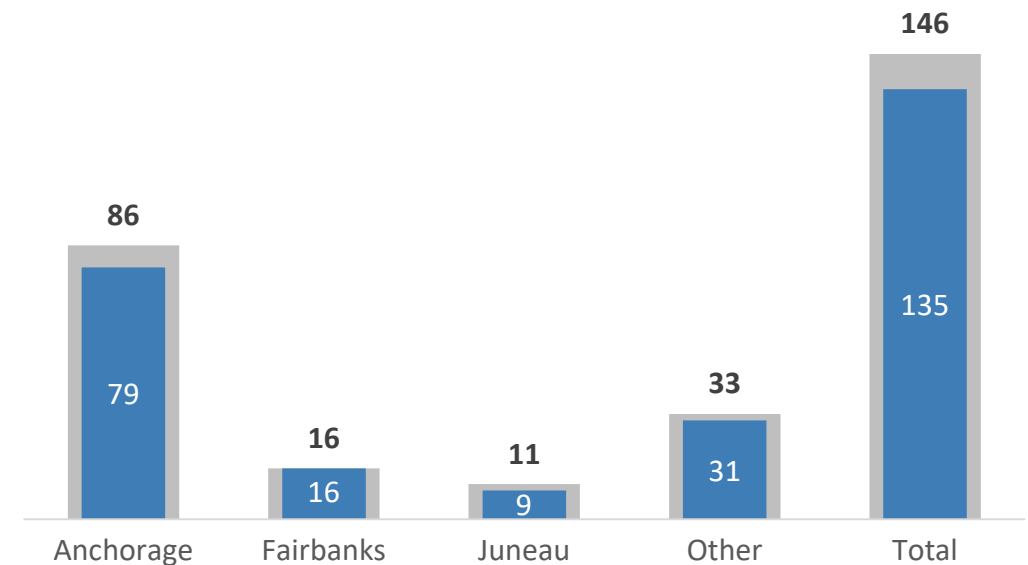
■ FY2020 Management Plan ■ FY2021 Governor



Division of Motor Vehicles: Position Count and Employees

FY21 Governor Proposed Budget

■ Budgeted Positions ■ Filled (as of 12/15/2019)



## Dept. of Administration FY21 Budget: [Changes from FY21 Adj. Base to FY21 Gov.](#)

### Operating Budget: DOA's 35 components (allocations)

- 8 components with proposed changes from FY21 Adj. Base to FY21 Gov., summarized in tables above
- 4 components transferred out of agency: AOGCC, ALMR/SATS, VCCB (*Discussed on Slide 6*)
- 3 components are not funded: Public Broadcasting Commission/Radio/T.V. (*Discussed on Slide 6*)
- 20 components with no changes > \$10.0 from FY21 Adjusted Base to FY21 Gov.
  - **Centralized Admin. Services:** Office of Administrative Hearings, DOA Leases, Office of the Commissioner, E-Travel, Labor Relations, Centralized Human Resources, Health Plans Administration, Labor Agreements Miscellaneous Items
  - **SSoA:** Statewide Contracting and Property, Print Services, Leases, Lease Admin., Facilities, Facilities Admin., Non-PBF Facilities
  - Administration State Facilities Rent
  - Satellite Infrastructure
  - Risk Management
  - Alaska Public Offices Commission
  - Division of Motor Vehicles



## Dept. of Administration FY21 Budget: [Capital Proposals and Recent Admin. Orders](#)

### Capital Projects

- \$320.0 UGF Automated Performance Evaluations and Onboarding System
- \$1,000.0 UGF Electronic Timekeeping
- \$7,100.0 UGF Integrated Resource Information System Upgrade
- \$230.4 Other Retirement System Server Replacement
- \$5,946.0 Other Public Building Fund Deferred Maintenance
- \$1,800.0 UGF Software for the Shared Services Initiative
- \$1,250.0 UGF OIT Upgrade to Cloud Servers
- \$1,000.0 UGF Uniform Ticketing System/Service Management System Upgrade

### Administrative Orders

- Administrative Order No. 284: Reorganizing Telecommunication and IT Services within the Executive Branch
- Administrative Order No. 304: Establish Statewide Procurement Consolidation
- Administrative Order No. 305: Establish Statewide Human Resources Consolidation
- Administrative Order No. 307: Transferring the Alaska Oil and Gas Conservation Commission





---

# **Department of Administration**

## Championing improvement in the State's performance and results.

