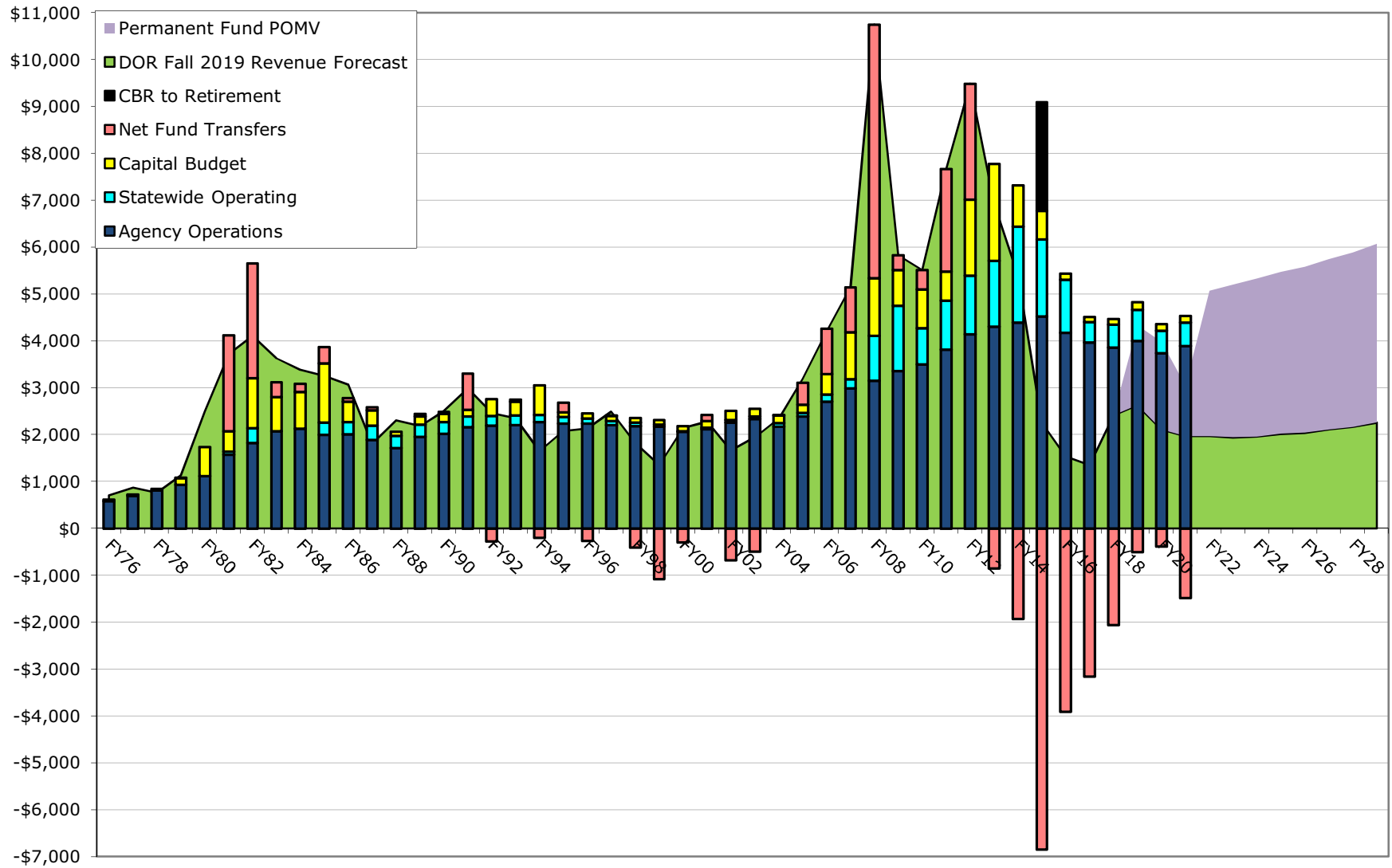
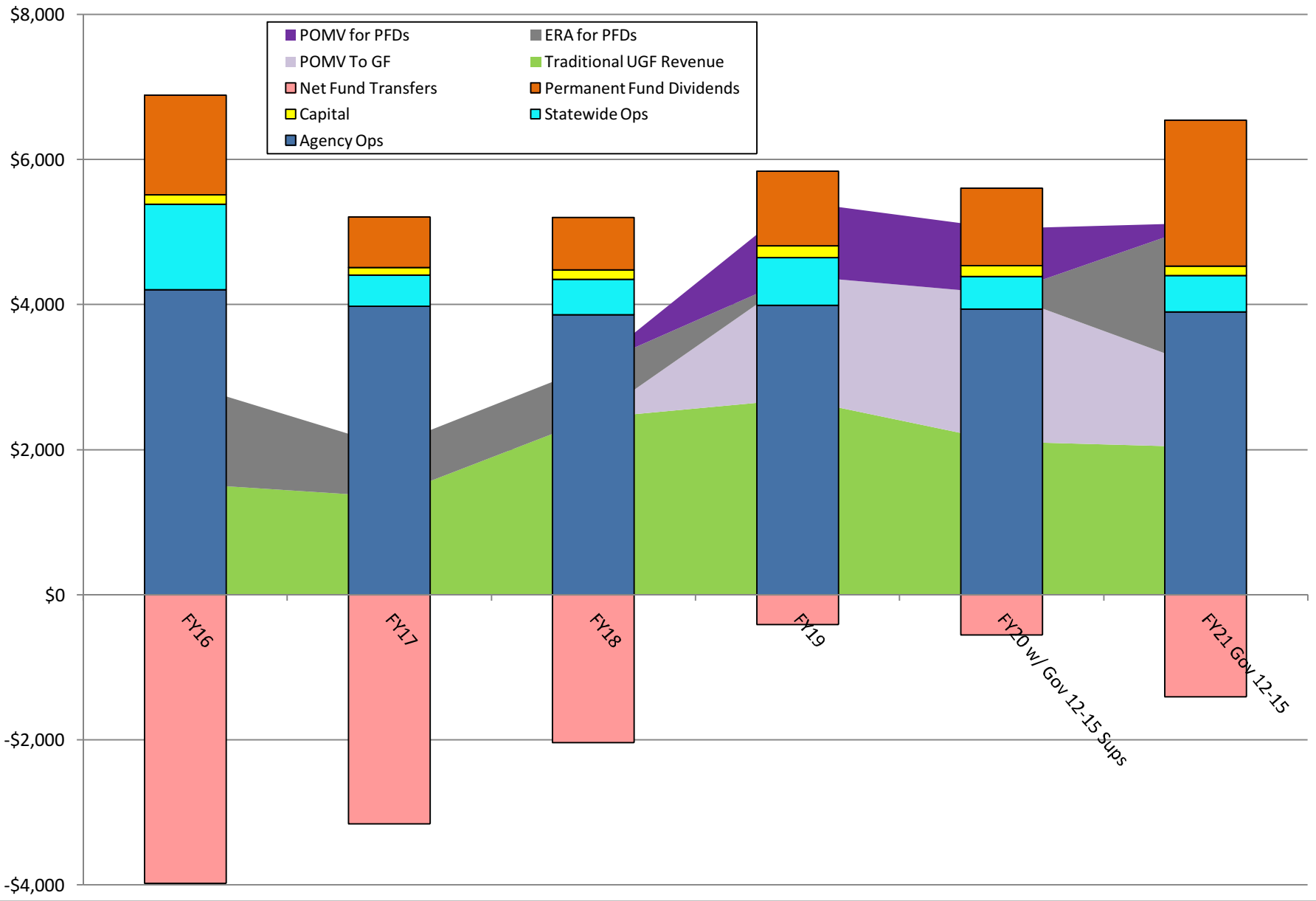


Unrestricted General Fund Revenue/ Budget History (\$ millions)



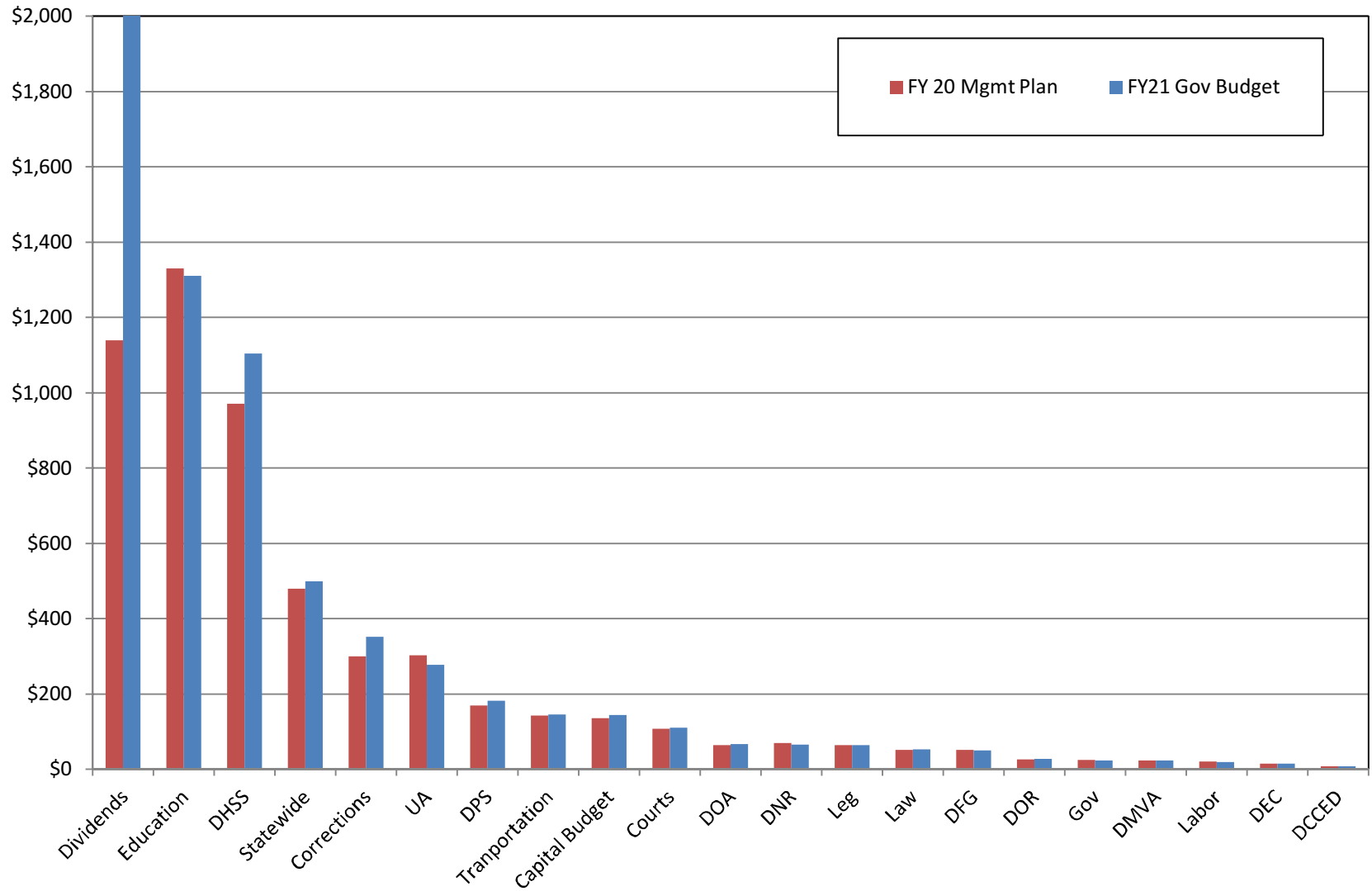
Unrestricted General Fund Revenue and Budget (\$ millions)



Swoop Graph - UGF Only

FY20 to FY21 Budget

(Millions)



Projected Fund Balances -- FY20 and FY21

(\$ millions)

		FY20				FY21			
		BoY Balance	In	Out	EoY Balance	BoY Balance	In	Out	EoY Balance
Total Budget Reserves and Designated Funds		22,322.6	5,164.3	9,686.7	17,800.2	17,800.2	6,127.5	6,065.7	17,862.1
Undesignated Reserves		2,321.6	343.0	389.3	2,275.3	2,275.3	107.3	1,547.4	835.3
	Constitutional Budget Reserve Fund	2,149.0	343.0	216.9	2,275.1	2,275.1	107.3	1,547.4	835.0
	Statutory Budget Reserve Fund	172.4	-	172.4	0.0	0.0	-	-	0.0
	Alaska Housing Capital Corporation Fund	0.2	-	-	0.2	0.2	-	-	0.2
Select Designated Funds		20,001.0	4,821.3	9,297.4	15,524.9	15,524.9	6,020.2	4,518.3	17,026.8
	Total Excluding Permanent Fund	1,521.7	113.0	150.2	1,484.6	1,484.6	162.6	154.1	1,493.1
	Alaska Capital Income Fund	7.5	27.0	33.4	1.1	1.1	41.5	41.8	0.8
	Alaska Higher Education Investment Fund	347.1	21.4	22.5	346.0	346.0	21.3	22.5	344.7
	Community Assistance Fund	90.0	-	30.0	60.0	60.0	28.9	20.0	68.9
	Power Cost Equalization Endowment	1,077.2	64.6	64.3	1,077.6	1,077.6	70.9	69.8	1,078.7
	Permanent Fund Earnings Reserve Account	18,479.2	3,465.4	7,904.3	14,040.2	14,040.2	4,614.7	3,121.2	15,533.7
Unrestricted General Fund Appropriations					5,233.0				6,606.4
Reserves Ratio (Undesignated Reserves / Pre-Transfer Budget)					43%				13%
Pre-Transfer Deficit					(346.5)				(1,478.2)
Years of Deficit Coverage (Undesignated Reserves / Pre-Transfer Deficit)					6.57				0.57
Permanent Savings									
Permanent Fund Principal -- Market Value (no appropriations allowed)		47,820.7	5,986.0	0.0	53,806.7	53,806.7	200.4	0.0	54,007.0

Department of Commerce, Community, and Economic Development's Share of Total Agency Operations

(GF Only)
(\$ Thousands)

The department's GF budget decreased by \$47.4 million between FY11 and FY21 - an average annual decline rate of 4%.

The department's total FY21 GF budget equals **\$93 per resident worker**, based on 322,134 Alaskan workers in 2017.

The department's GF budget significant changes include:

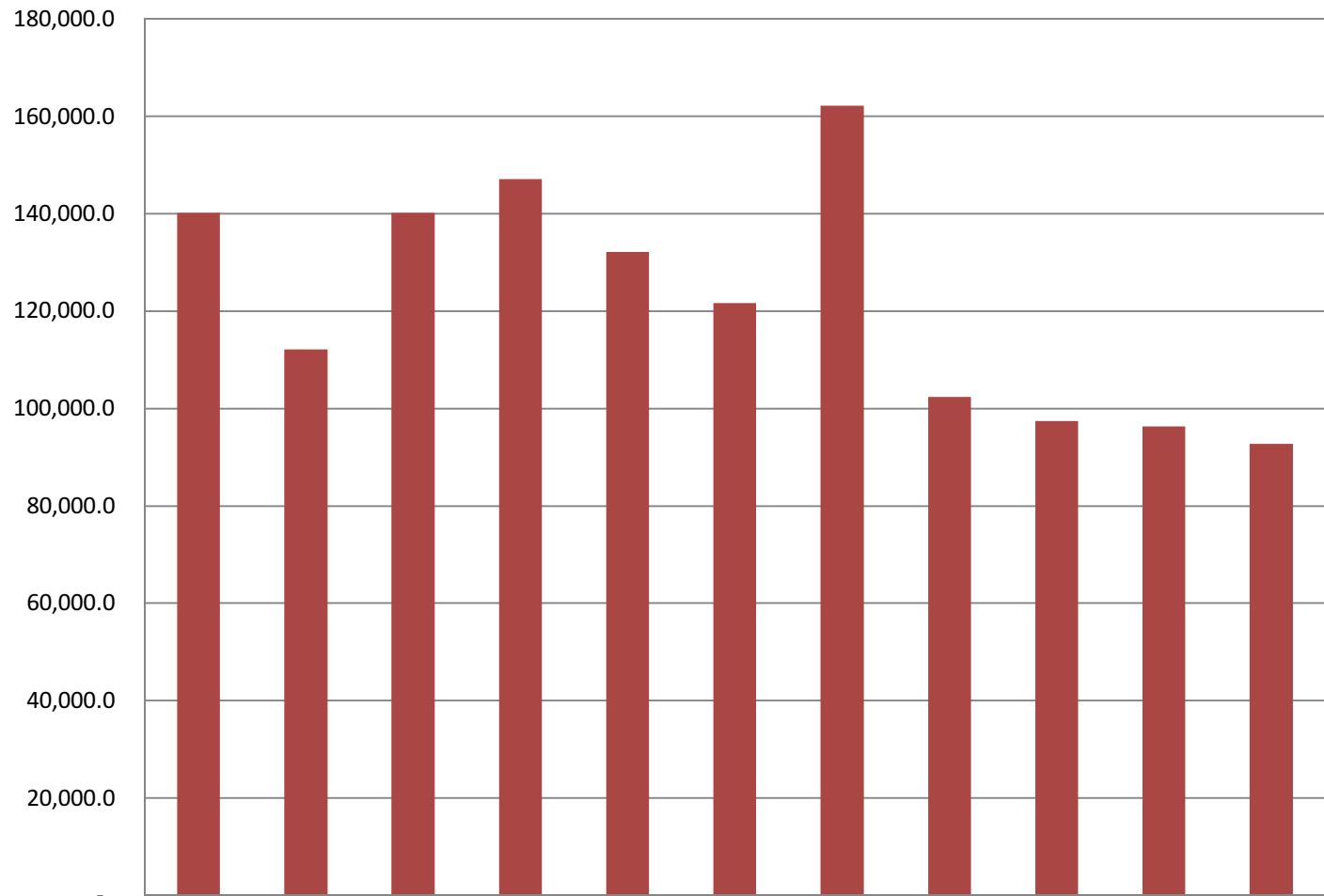
From FY12 to FY13

- \$16 million for Tourism Marketing Contracts
- \$5.5 million for the Seafood Marketing Institute Marketing
- \$3.9 million for the Power Cost Equalization Program

From FY16 to FY17

- (\$6.3) million for Tourism Marketing Contracts
- (\$2.9) million for Alaska Seafood Marketing Institute Marketing
- \$55 million for fiscal note relating to the Reinsurance Program.

The decrease from **FY17 to FY18** is primarily related to reversing the \$55 million fiscal note. From **FY19 through FY21**, the Reinsurance Program is reflected under Statewide Items, Special Appropriations.



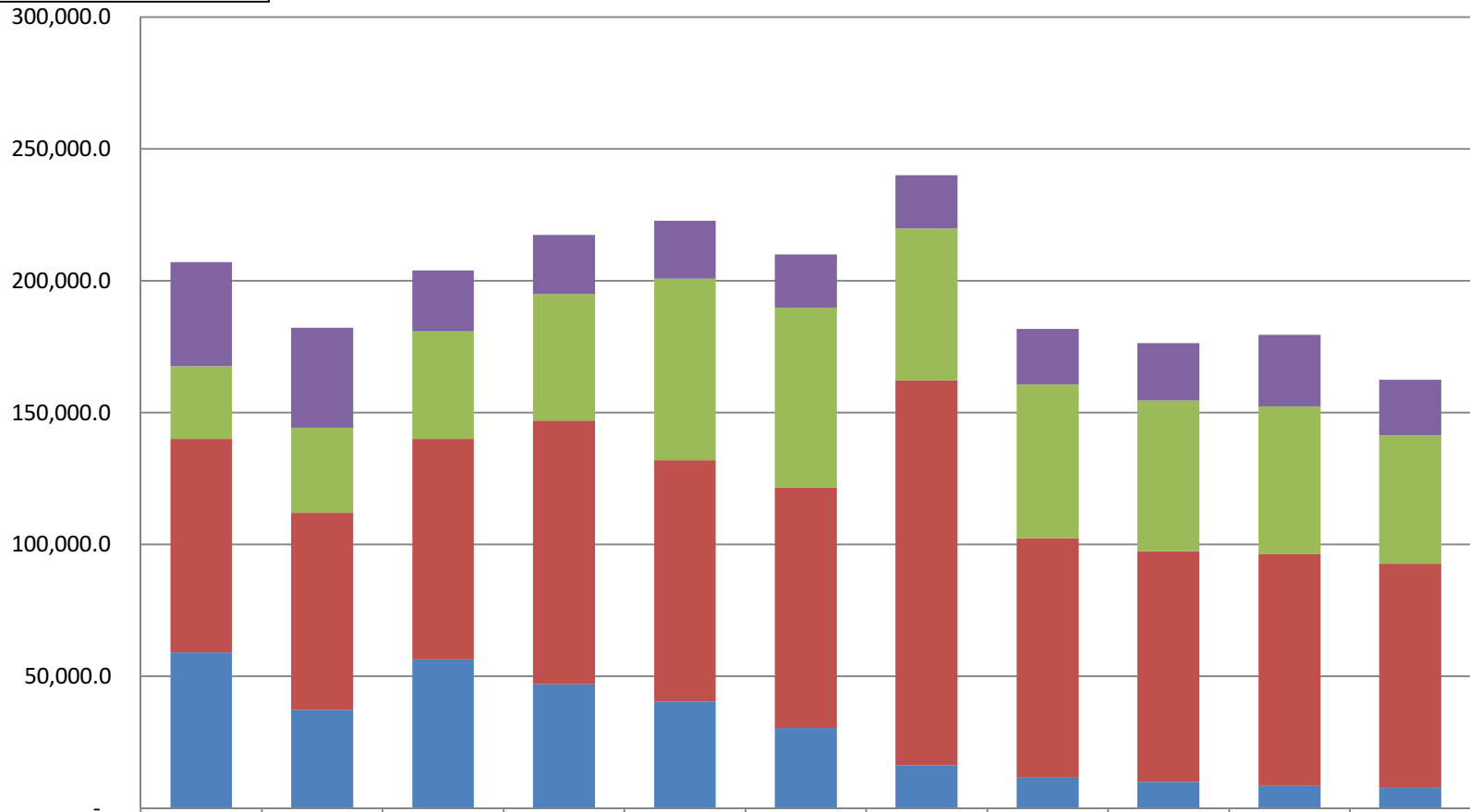
	11MgtPln	12MgtPln	13MgtPln	14MgtPln	15MgtPln	16MgtPln	17MgtPln	18MgtPln	19MgtPln	20MgtPln	21Gov
■ Total Agency Budget (GF Only)	140,107.2	112,149.2	140,131.1	147,065.5	132,087.4	121,626.1	162,172.5	102,302.7	97,382.8	96,353.2	92,703.7
% of Agency Budget to Total Agencies Budgets	3.23%	2.38%	2.80%	2.91%	2.54%	2.51%	3.46%	2.24%	2.05%	2.11%	1.97%

Department of Commerce, Community, and Economic Development

Total Funding Comparison by Fund Group

(All Funds)
(\$ Thousands)

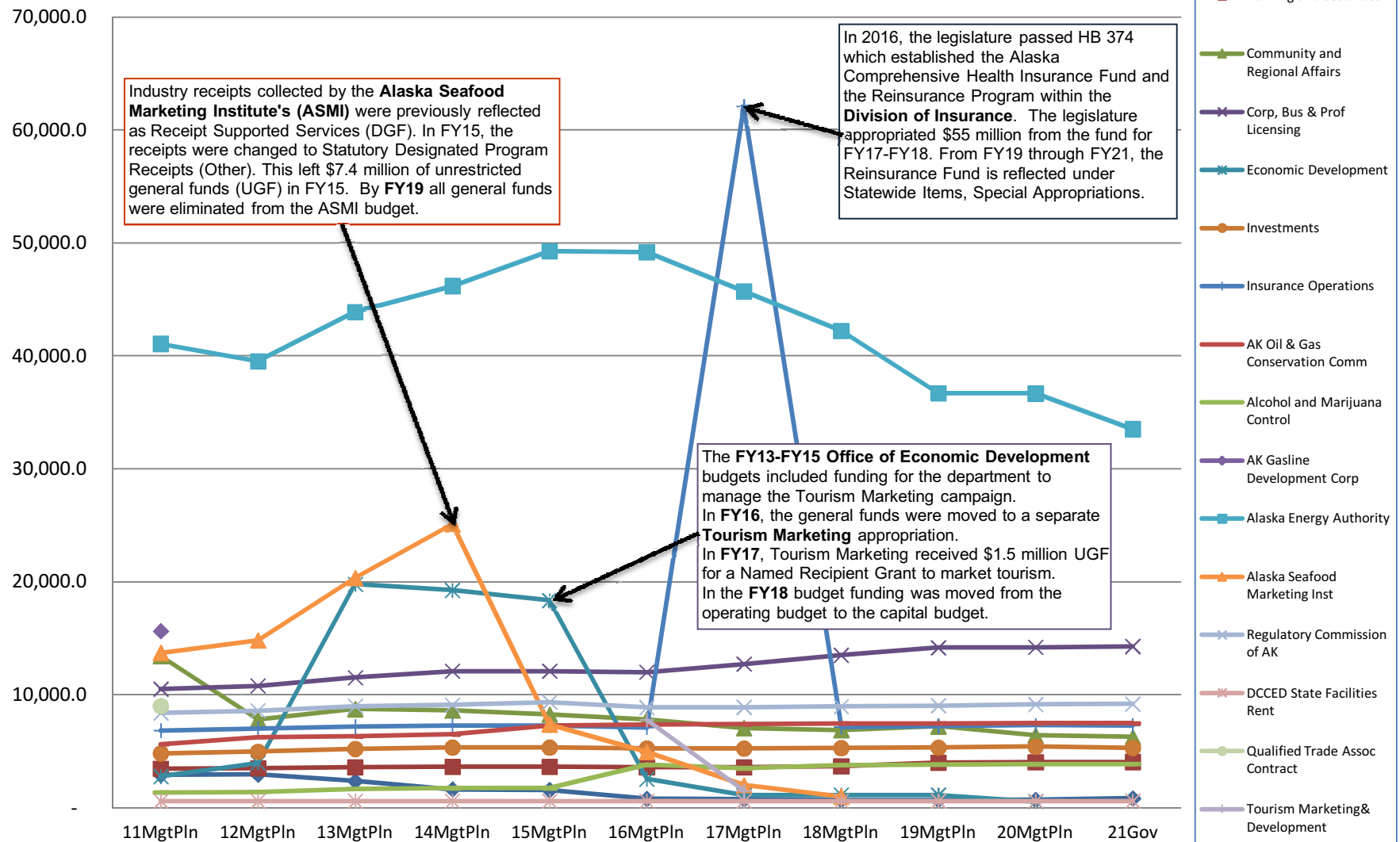
Between FY11 & FY21 Gov:
 --UGF *decreased* by \$51.3 million (-81%)
 --DGF increased by \$3.9 million (5%)
 --Other funds increased by \$21.2 million (77%)
 --Federal funds increased by \$18.5 million (47%)



	11MgtPln	12MgtPln	13MgtPln	14MgtPln	15MgtPln	16MgtPln	17MgtPln	18MgtPln	19MgtPln	20MgtPln	21Gov
Federal Receipts (Fed)	39,507.6	37,876.5	23,297.0	22,420.3	21,924.0	20,015.9	20,186.0	21,091.2	21,758.8	27,106.8	21,023.5
Other State Funds (Other)	27,527.6	32,128.9	40,651.9	47,900.8	68,771.8	68,310.9	57,710.8	58,414.8	57,240.0	56,136.1	48,736.9
Designated General (DGF)	80,874.3	74,672.1	83,706.0	99,960.1	91,633.1	91,147.8	145,947.7	90,716.1	87,281.2	87,830.7	84,787.4
Unrestricted General (UGF)	59,232.9	37,477.1	56,425.1	47,105.4	40,454.3	30,478.3	16,224.8	11,586.6	10,101.6	8,522.5	7,916.3

Appropriations within the Department of Commerce, Community, and Economic Development

(GF Only)
(\$ Thousands)



Multi-year Position Summary - Operating Budget - FY 2021 Governor Structure

Numbers and Language Agencies: DCCED

ID=>	[1]	[2]	[3]	[3] - [1]		[3] - [2]	
Session=>	2019	2020	2020	2019	2020	2020	2020
Column=>	<u>19MgtPln</u>	<u>20MgtPln</u>	<u>21Gov</u>	<u>19MgtPln to 21Gov</u>		<u>20MgtPln to 21Gov</u>	
Department of Commerce, Community and Economic Development							
Perm Full Time	537	535	518	-19	-3.5 %	-17	-3.2 %
Perm Part Time	0	0	0	0		0	
Temporary	7	10	8	1	14.3 %	-2	-20.0 %
Total - All Agencies							
Perm Full Time	537	535	518	-19	-3.5 %	-17	-3.2 %
Perm Part Time	0	0	0	0		0	
Temporary	7	10	8	1	14.3 %	-2	-20.0 %

House Finance Subcommittee FY20/21 Key Issues Department of Commerce, Community, & Economic Development

1. Alaska Development Team Update

- a. Provide detailed description of the Alaska Development Team plan and desired results.
- b. Provide breakdown of estimated funding needs by fiscal year and outline what expenditures will be made with the funding.
- c. What funding will be used to pay for work being completed in FY20 if the supplemental appropriation is not enacted? And what activities are no longer being completed?
- d. What entity would be establishing a 501(c)(3)?

2. Community & Regional Affairs

- a. Provide details on how the \$1 million UGF reduction to the Division of Community & Regional Affairs was implemented in FY20.

2020 Legislature - Operating Budget
Transaction Compare - Governor Structure
Between 21Adj Base and 21Gov

Numbers and Language
Differences
Agencies: DCCED

Agency: Department of Commerce, Community and Economic Development

	Column	Trans Type	Total Expenditure	Personal Services	Travel	Services	Commodities	Capital Outlay	Grants	Misc	PFT	PPT	TMP
Executive Administration													
Commissioner's Office													
Transfer International Trade Support from the Office of the Governor for Better Alignment	21Gov	ATrIn	125.0	0.0	0.0	125.0	0.0	0.0	0.0	0.0	0	0	0
1004 Gen Fund (UGF)			125.0										
Add Authority to Support Transparent Budgeting of Reimbursable Service Agreements	21Gov	Inc	148.0	137.7	3.0	6.3	1.0	0.0	0.0	0.0	0	0	0
1007 I/A Rcpts (Other)			148.0										
* Allocation Difference *			273.0	137.7	3.0	131.3	1.0	0.0	0.0	0.0	0	0	0
Administrative Services													
Reduce Authority to Align with Anticipated Expenditures	21Gov	Dec	-700.0	0.0	0.0	-700.0	0.0	0.0	0.0	0.0	0	0	0
1007 I/A Rcpts (Other)			-700.0										
* Allocation Difference *			-700.0	0.0	0.0	-700.0	0.0	0.0	0.0	0.0	0	0	0
** Appropriation Difference **			-427.0	137.7	3.0	-568.7	1.0	0.0	0.0	0.0	0	0	0
Community and Regional Affairs													
Community and Regional Affairs													
L Reverse Alaska Legal Services Grant Sec9 Ch2 SSSLA2019 P18 L12 (HB 2001)	21Gov	OTI	-309.1	0.0	0.0	0.0	0.0	0.0	-309.1	0.0	0	0	0
1221 Legal Serv (DGF)			-309.1										
L Named Recipient Grant to Alaska Legal Services Corporation	21Gov	IncM	360.3	0.0	0.0	0.0	0.0	0.0	360.3	0.0	0	0	0
1221 Legal Serv (DGF)			360.3										
Eliminate Kawerak Inc. Named Recipient Grant Due to Direct Federal Funding with No Match Requirement	21Gov	Dec	-200.0	0.0	0.0	0.0	0.0	0.0	-200.0	0.0	0	0	0
1004 Gen Fund (UGF)			-200.0										
* Allocation Difference *			-148.8	0.0	0.0	0.0	0.0	0.0	-148.8	0.0	0	0	0
** Appropriation Difference **			-148.8	0.0	0.0	0.0	0.0	0.0	-148.8	0.0	0	0	0
Economic Development													
Economic Development													
Eliminate Economic Development Funding to be Replaced by Alaska Development Team Appropriation	21Gov	Dec	-546.6	-400.0	0.0	-146.6	0.0	0.0	0.0	0.0	0	0	0
1004 Gen Fund (UGF)			-546.6										
* Allocation Difference *			-546.6	-400.0	0.0	-146.6	0.0	0.0	0.0	0.0	0	0	0
** Appropriation Difference **			-546.6	-400.0	0.0	-146.6	0.0	0.0	0.0	0.0	0	0	0

2020 Legislature - Operating Budget
Transaction Compare - Governor Structure
Between 21Adj Base and 21Gov

Numbers and Language
Differences
Agencies: DCCED

Agency: Department of Commerce, Community and Economic Development

	Column	Trans Type	Total Expenditure	Personal Services	Travel	Services	Commodities	Capital Outlay	Grants	Misc	PFT	PPT	TMP
Investments													
Investments													
Eliminate Alaska Capstone Avionics Revolving Loan Fund Due to Sunset	21Gov	Dec	-137.5	-137.5	0.0	0.0	0.0	0.0	0.0	0.0	0	0	0
1209 Capstone (DGF)			-137.5										
* Allocation Difference *			-137.5	-137.5	0.0	0.0	0.0	0.0	0.0	0.0	0	0	0
** Appropriation Difference **			-137.5	-137.5	0.0	0.0	0.0	0.0	0.0	0.0	0	0	0
Insurance Operations													
Insurance Operations													
Replace Funding Source to Align with Anticipated Revenue	21Gov	FndChg	0.0	0.0	0.0	0.0	0.0	0.0	0.0	0.0	0	0	0
1061 CIP Rcpts (Other)			-20.1										
1108 Stat Desig (Other)			20.1										
Delete Vacant Office Assistant I (08-4032) and Authority Due to Completion of Scanning Project	21Gov	Dec	-70.7	-70.7	0.0	0.0	0.0	0.0	0.0	0.0	-1	0	0
1156 Rcpt Svcs (DGF)			-70.7										
* Allocation Difference *			-70.7	-70.7	0.0	0.0	0.0	0.0	0.0	0.0	-1	0	0
** Appropriation Difference **			-70.7	-70.7	0.0	0.0	0.0	0.0	0.0	0.0	-1	0	0
Alaska Oil and Gas Conservation Commission													
Alaska Oil and Gas Conservation Commission													
L Reverse FY2020 Settlement of Claims Against Reclamation Bonds Sec20e Ch1 FSSLA2019 P65 L4 (HB39)	21Gov	OTI	-150.0	0.0	0.0	-150.0	0.0	0.0	0.0	0.0	0	0	0
1108 Stat Desig (Other)			-150.0										
L Settlement of Claims Against Reclamation Bonds	21Gov	IncM	150.0	0.0	0.0	150.0	0.0	0.0	0.0	0.0	0	0	0
1108 Stat Desig (Other)			150.0										
Carryforward wordage missing for AOGCC receipts collected in the prior fiscal year	21Gov	Wordage	0.0	0.0	0.0	0.0	0.0	0.0	0.0	0.0	0	0	0
* Allocation Difference *			0.0	0.0	0.0	0.0	0.0	0.0	0.0	0.0	0	0	0
** Appropriation Difference **			0.0	0.0	0.0	0.0	0.0	0.0	0.0	0.0	0	0	0
Alcohol and Marijuana Control Office													
Alcohol and Marijuana Control Office													
Replace State Subsidy with Program Receipts from Marijuana Licensing	21Gov	FndChg	0.0	0.0	0.0	0.0	0.0	0.0	0.0	0.0	0	0	0
1004 Gen Fund (UGF)			-28.2										
1005 GF/Prgm (DGF)			28.2										
Reduce Authority to Align with Anticipated Revenue and Expenditures	21Gov	Dec	-23.7	0.0	0.0	-23.7	0.0	0.0	0.0	0.0	0	0	0
1007 I/A Rcpts (Other)			-23.7										

2020 Legislature - Operating Budget
Transaction Compare - Governor Structure
Between 21Adj Base and 21Gov

Numbers and Language
Differences
Agencies: DCCED

Agency: Department of Commerce, Community and Economic Development

	Column	Trans Type	Total Expenditure	Personal Services	Travel	Services	Commodities	Capital Outlay	Grants	Misc	PFT	PPT	TMP
Alcohol and Marijuana Control Office (continued)													
Alcohol and Marijuana Control Office (continued)													
* Allocation Difference *			-23.7	0.0	0.0	-23.7	0.0	0.0	0.0	0.0	0	0	0
** Appropriation Difference **			-23.7	0.0	0.0	-23.7	0.0	0.0	0.0	0.0	0	0	0
Alaska Gasline Development Corporation													
Alaska Gasline Development Corporation													
Reduce Alaska Gasline Development Corporation Operational Expenditures	21Gov	Dec	-6,254.0	-3,395.2	-161.6	-2,487.2	-210.0	0.0	0.0	0.0	-10	0	-1
1235 AGDC-LNG (Other)			-6,254.0										
* Allocation Difference *			-6,254.0	-3,395.2	-161.6	-2,487.2	-210.0	0.0	0.0	0.0	-10	0	-1
** Appropriation Difference **			-6,254.0	-3,395.2	-161.6	-2,487.2	-210.0	0.0	0.0	0.0	-10	0	-1
Alaska Energy Authority													
Alaska Energy Authority Owned Facilities													
Reduce AEA Receipt Authority No Longer Needed for Reimbursements from Railbelt Utilities	21Gov	Dec	-200.0	0.0	0.0	-200.0	0.0	0.0	0.0	0.0	0	0	0
1107 AEA Rcpts (Other)			-200.0										
* Allocation Difference *			-200.0	0.0	0.0	-200.0	0.0	0.0	0.0	0.0	0	0	0
Alaska Energy Authority Rural Energy Assistance													
Reduce Authority to Align with Anticipated Conference Revenue and Expenditures	21Gov	Dec	-50.0	0.0	0.0	-50.0	0.0	0.0	0.0	0.0	0	0	0
1005 GF/Prgm (DGF)			-50.0										
Reduce Authority for Rural Energy Assistance Programs to Align with Anticipated Revenue and Expenditures	21Gov	Dec	-300.0	0.0	0.0	-300.0	0.0	0.0	0.0	0.0	0	0	0
1002 Fed Rcpts (Fed)			-300.0										
* Allocation Difference *			-350.0	0.0	0.0	-350.0	0.0	0.0	0.0	0.0	0	0	0
Alaska Energy Authority Power Cost Equalization													
L Reverse Alaska Energy Authority Power Cost Equalization Allocation Sec21f Ch1 FSSLA2019 P67 L8 (HB 39)	21Gov	OTI	-32,355.0	0.0	0.0	-355.0	0.0	0.0	-32,000.0	0.0	0	0	0
1169 PCE Endow (DGF)			-32,355.0										
L Restore Power Cost Equalization and Endowment Funding for FY2021	21Gov	IncM	29,855.0	0.0	0.0	355.0	0.0	0.0	29,500.0	0.0	0	0	0
1169 PCE Endow (DGF)			29,855.0										
* Allocation Difference *			-2,500.0	0.0	0.0	0.0	0.0	0.0	-2,500.0	0.0	0	0	0
Statewide Project Development, Alternative Energy and Efficiency													

**2020 Legislature - Operating Budget
Transaction Compare - Governor Structure
Between 21Adj Base and 21Gov**

**Numbers and Language
Differences
Agencies: DCCED**

Agency: Department of Commerce, Community and Economic Development

	Column	Trans Type	Total Expenditure	Personal Services	Travel	Services	Commodities	Capital Outlay	Grants	Misc	PFT	PPT	TMP
Alaska Energy Authority (continued)													
Statewide Project Development, Alternative Energy and Efficiency (continued)													
Reduce Authority No Longer Needed for Administering Renewable Energy Fund Grant Program	21Gov	Dec	-600.0	0.0	0.0	-600.0	0.0	0.0	0.0	0.0	0	0	0
1210 Ren Energy (DGF)			-600.0										
* Allocation Difference *			-600.0	0.0	0.0	-600.0	0.0	0.0	0.0	0.0	0	0	0
** Appropriation Difference **			-3,650.0	0.0	0.0	-1,150.0	0.0	0.0	-2,500.0	0.0	0	0	0
Alaska Industrial Development and Export Authority													
Alaska Industrial Development and Export Authority													
Replace Authority Due to Change from Capital to Operating Projects	21Gov	FndChg	0.0	0.0	0.0	0.0	0.0	0.0	0.0	0.0	0	0	0
1061 CIP Rcpts (Other)			-200.0										
1102 AIDEA Rcpt (Other)			200.0										
Reduce Authority to Align with Anticipated Expenditures	21Gov	Dec	-395.0	-152.5	0.0	-242.5	0.0	0.0	0.0	0.0	0	0	0
1007 I/A Rcpts (Other)			-152.5										
1102 AIDEA Rcpt (Other)			-242.5										
* Allocation Difference *			-395.0	-152.5	0.0	-242.5	0.0	0.0	0.0	0.0	0	0	0
** Appropriation Difference **			-395.0	-152.5	0.0	-242.5	0.0	0.0	0.0	0.0	0	0	0
*** Agency Difference ***			-11,653.3	-4,018.2	-158.6	-4,618.7	-209.0	0.0	-2,648.8	0.0	-11	0	-1
**** All Agencies Difference ****			-11,653.3	-4,018.2	-158.6	-4,618.7	-209.0	0.0	-2,648.8	0.0	-11	0	-1