



# AK Reads Act

Bob Griffin

Sr Education Research Fellow



## Alaska vs Florida NAEP Standings 2003

| NAEP Test Results Alaska          |         |                           | 2003              |  |
|-----------------------------------|---------|---------------------------|-------------------|--|
| Grade                             | Subject | Status                    | US Ranking        |  |
| 4th                               | Reading | Free or Reduced Lunch     | 49 <sup>th</sup>  |  |
| 4th                               | Math    | Free or Reduced Lunch     | 36 <sup>th</sup>  |  |
| 4th                               | Reading | Non-Free or Reduced Lunch | 44 <sup>th</sup>  |  |
| 4th                               | Math    | Non-Free or Reduced Lunch | 39 <sup>th</sup>  |  |
| 8th                               | Reading | Free or Reduced Lunch     | 49 <sup>th</sup>  |  |
| 8th                               | Math    | Free or Reduced Lunch     | 29 <sup>th*</sup> |  |
| 8th                               | Reading | Non-Free or Reduced Lunch | 47 <sup>th</sup>  |  |
| 8th                               | Math    | Non-Free or Reduced Lunch | 31 <sup>st*</sup> |  |
| Rankings are all 50 states and DC |         |                           |                   |  |

| NAEP Test Results Florida         |         |                           | 2003              |  |
|-----------------------------------|---------|---------------------------|-------------------|--|
| Grade                             | Subject | Status                    | US Ranking        |  |
| 4th                               | Reading | Free or Reduced Lunch     | 28 <sup>th</sup>  |  |
| 4th                               | Math    | Free or Reduced Lunch     | 30 <sup>th</sup>  |  |
| 4th                               | Reading | Non-Free or Reduced Lunch | 15 <sup>th</sup>  |  |
| 4th                               | Math    | Non-Free or Reduced Lunch | 18 <sup>th</sup>  |  |
| 8th                               | Reading | Free or Reduced Lunch     | 38 <sup>th</sup>  |  |
| 8th                               | Math    | Free or Reduced Lunch     | 40 <sup>th*</sup> |  |
| 8th                               | Reading | Non-Free or Reduced Lunch | 40 <sup>th</sup>  |  |
| 8th                               | Math    | Non-Free or Reduced Lunch | 37 <sup>th*</sup> |  |
| Rankings are all 50 states and DC |         |                           |                   |  |

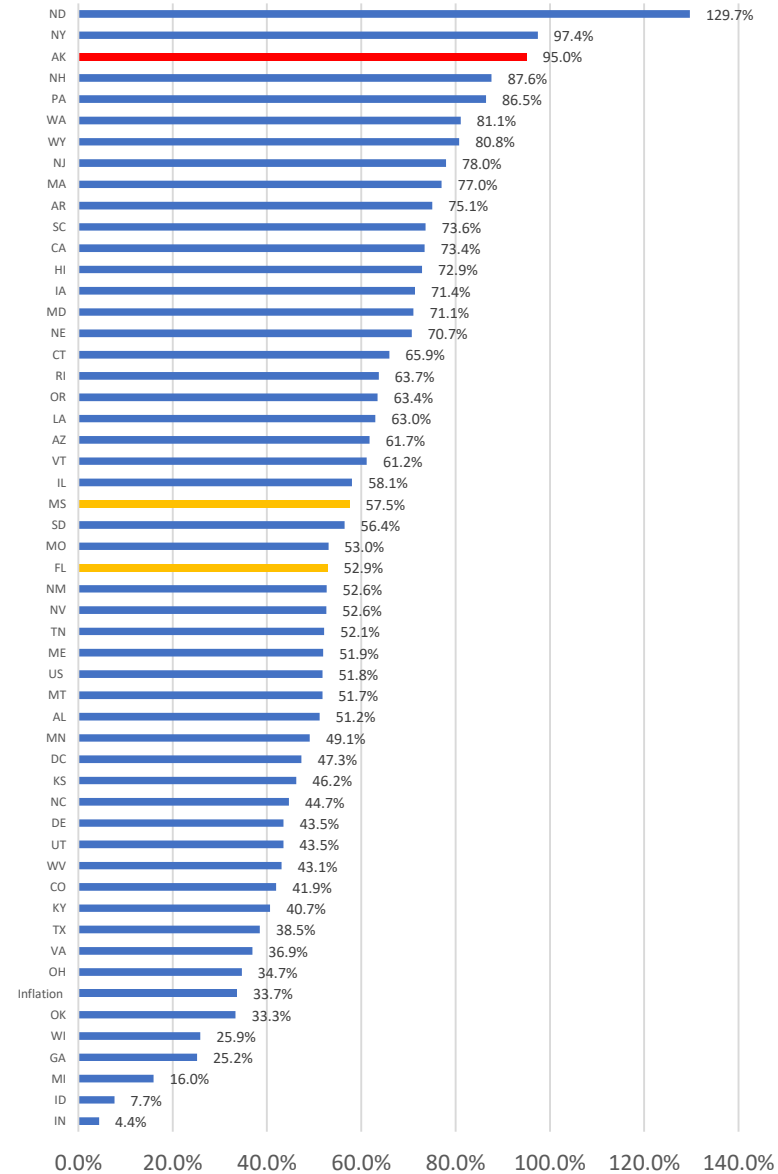
## Alaska vs Florida NAEP Standings 2003 and 2019

| NAEP Test Results <b>Alaska</b>   |         |                           | 2003              | 2019             |
|-----------------------------------|---------|---------------------------|-------------------|------------------|
| Grade                             | Subject | Status                    | US Ranking        |                  |
| 4th                               | Reading | Free or Reduced Lunch     | 49 <sup>th</sup>  | 51 <sup>st</sup> |
| 4th                               | Math    | Free or Reduced Lunch     | 36 <sup>th</sup>  | 50 <sup>th</sup> |
| 4th                               | Reading | Non-Free or Reduced Lunch | 44 <sup>th</sup>  | 51 <sup>st</sup> |
| 4th                               | Math    | Non-Free or Reduced Lunch | 39 <sup>th</sup>  | 49 <sup>th</sup> |
| 8th                               | Reading | Free or Reduced Lunch     | 49 <sup>th</sup>  | 50 <sup>th</sup> |
| 8th                               | Math    | Free or Reduced Lunch     | 29 <sup>th*</sup> | 46 <sup>th</sup> |
| 8th                               | Reading | Non-Free or Reduced Lunch | 47 <sup>th</sup>  | 49 <sup>th</sup> |
| 8th                               | Math    | Non-Free or Reduced Lunch | 31 <sup>st*</sup> | 45 <sup>th</sup> |
| Rankings are all 50 states and DC |         |                           |                   |                  |

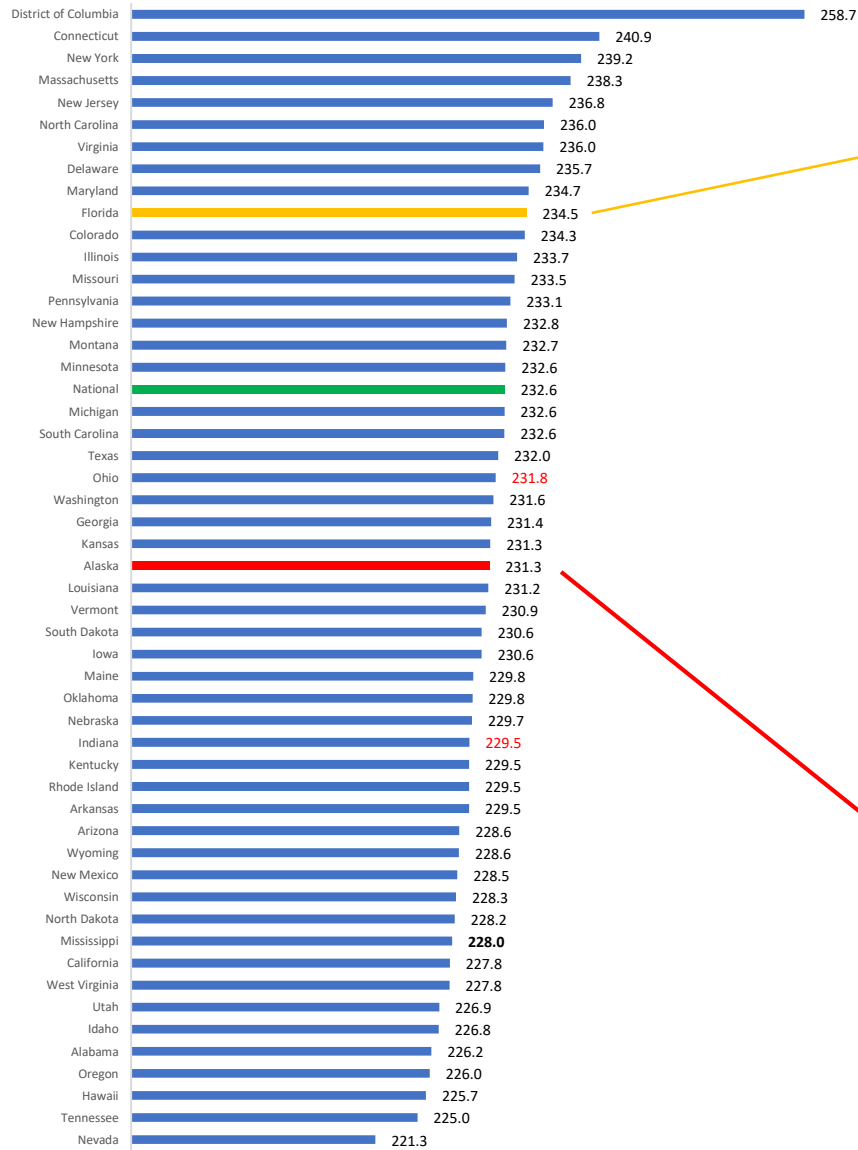
| NAEP Test Results <b>Florida</b>  |         |                           | 2003              | 2019             |
|-----------------------------------|---------|---------------------------|-------------------|------------------|
| Grade                             | Subject | Status                    | US Ranking        |                  |
| 4th                               | Reading | Free or Reduced Lunch     | 28 <sup>th</sup>  | 1 <sup>st</sup>  |
| 4th                               | Math    | Free or Reduced Lunch     | 30 <sup>th</sup>  | 1 <sup>st</sup>  |
| 4th                               | Reading | Non-Free or Reduced Lunch | 15 <sup>th</sup>  | 4 <sup>th</sup>  |
| 4th                               | Math    | Non-Free or Reduced Lunch | 18 <sup>th</sup>  | 11 <sup>th</sup> |
| 8th                               | Reading | Free or Reduced Lunch     | 38 <sup>th</sup>  | 5 <sup>th</sup>  |
| 8th                               | Math    | Free or Reduced Lunch     | 40 <sup>th*</sup> | 25 <sup>st</sup> |
| 8th                               | Reading | Non-Free or Reduced Lunch | 40 <sup>th</sup>  | 19 <sup>th</sup> |
| 8th                               | Math    | Non-Free or Reduced Lunch | 37 <sup>th*</sup> | 31 <sup>th</sup> |
| Rankings are all 50 states and DC |         |                           |                   |                  |

## 2003-2018 Increase in K-12 Spending Per Student in Average Daily Attendance

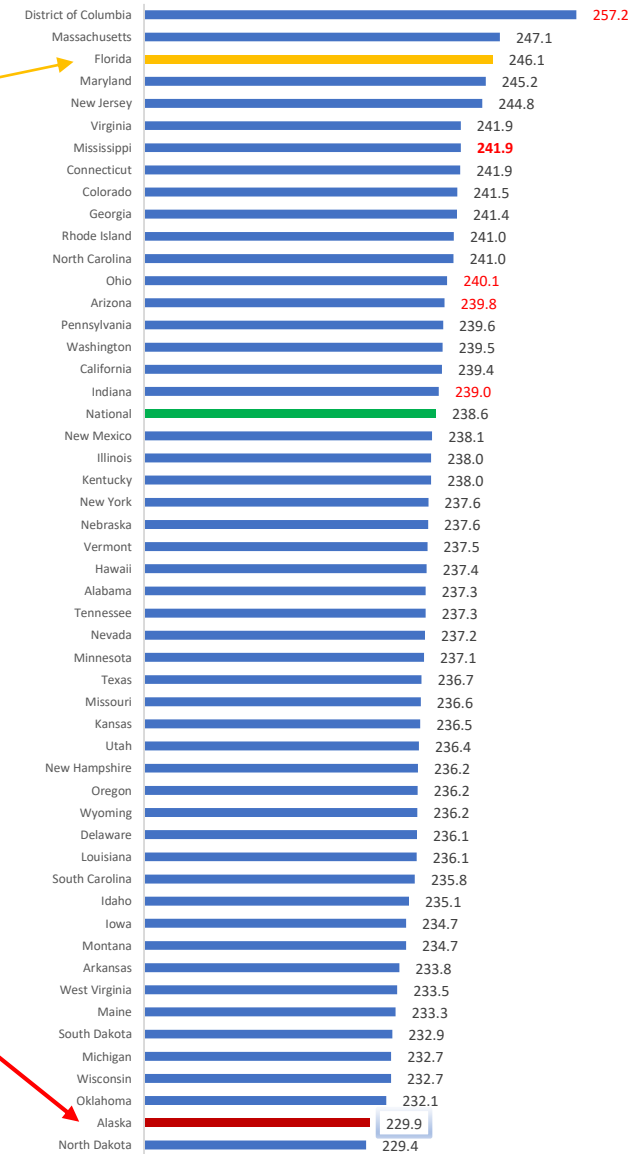
Source NEA Rankings and Estimates



## 2003 NAEP 4thGrade Reading White Non-Free or Reduced Lunch



## 2017 NAEP 4th Grade Reading White Non-Free Reduced Lunch



## Proficiency-Based Promotion Research

- 2018 *Boston University*: “The Costs and Benefits of Test-Based Promotion”
- 2017 *Journal of Public Economics*: “The Effects of Test-based Retention on Student Outcomes Over Time: Regression Discontinuity Evidence from Florida”
- 2012 *Manhattan Institute*: “The Benefits of Florida’s Test-Based Promotion System”
- 2009 *RAND Corporation*: “Ending Social Promotion Without Leaving Children Behind”
- 2007 *Education Finance & Policy*: “Revisiting Grade Retention: An Evaluation of Florida’s Test-Based Promotion Policy”
- 2006 *OPPAGA Report*: “Third Grade Retention Policy Leading to Better Student Performance Statewide”
- 2006 *Manhattan Institute*: “Getting Farther Ahead by Staying Behind”



# Questions

| NAEP Test Results <b>Alaska</b>   |         |                           | 2003               | 2019             |
|-----------------------------------|---------|---------------------------|--------------------|------------------|
| Grade                             | Subject | Status                    | US Ranking         |                  |
| 4th                               | Reading | Free or Reduced Lunch     | 49 <sup>th</sup>   | 51 <sup>st</sup> |
| 4th                               | Math    | Free or Reduced Lunch     | 36 <sup>th</sup>   | 50 <sup>th</sup> |
| 4th                               | Reading | Non-Free or Reduced Lunch | 44 <sup>th</sup>   | 51 <sup>st</sup> |
| 4th                               | Math    | Non-Free or Reduced Lunch | 39 <sup>th</sup>   | 49 <sup>th</sup> |
| 8th                               | Reading | Free or Reduced Lunch     | 49 <sup>th</sup>   | 50 <sup>th</sup> |
| 8th                               | Math    | Free or Reduced Lunch     | 29 <sup>th</sup> * | 46 <sup>th</sup> |
| 8th                               | Reading | Non-Free or Reduced Lunch | 47 <sup>th</sup>   | 49 <sup>th</sup> |
| 8th                               | Math    | Non-Free or Reduced Lunch | 31 <sup>st</sup> * | 45 <sup>th</sup> |
| Rankings are all 50 states and DC |         |                           |                    |                  |

| NAEP Test Results <b>Florida</b>  |         |                           | 2003               | 2019             |
|-----------------------------------|---------|---------------------------|--------------------|------------------|
| Grade                             | Subject | Status                    | US Ranking         |                  |
| 4th                               | Reading | Free or Reduced Lunch     | 28 <sup>th</sup>   | 1 <sup>st</sup>  |
| 4th                               | Math    | Free or Reduced Lunch     | 30 <sup>th</sup>   | 1 <sup>st</sup>  |
| 4th                               | Reading | Non-Free or Reduced Lunch | 15 <sup>th</sup>   | 4 <sup>th</sup>  |
| 4th                               | Math    | Non-Free or Reduced Lunch | 18 <sup>th</sup>   | 11 <sup>th</sup> |
| 8th                               | Reading | Free or Reduced Lunch     | 38 <sup>th</sup>   | 5 <sup>th</sup>  |
| 8th                               | Math    | Free or Reduced Lunch     | 40 <sup>th</sup> * | 25 <sup>st</sup> |
| 8th                               | Reading | Non-Free or Reduced Lunch | 40 <sup>th</sup>   | 19 <sup>th</sup> |
| 8th                               | Math    | Non-Free or Reduced Lunch | 37 <sup>th</sup> * | 31 <sup>th</sup> |
| Rankings are all 50 states and DC |         |                           |                    |                  |