

State of Alaska Office of Management and Budget

FY2020 Operating Budget Overview:
Department of Health and Social Services
Division of Public Assistance
Presentation to the Senate HSS Finance Sub Committee
March 18 & 22, 2019
Director Shawnda O'Brien, Administrative Services Director Sana Efird



THE STATE
of **ALASKA**
GOVERNOR MICHAEL J. DUNLEAVY

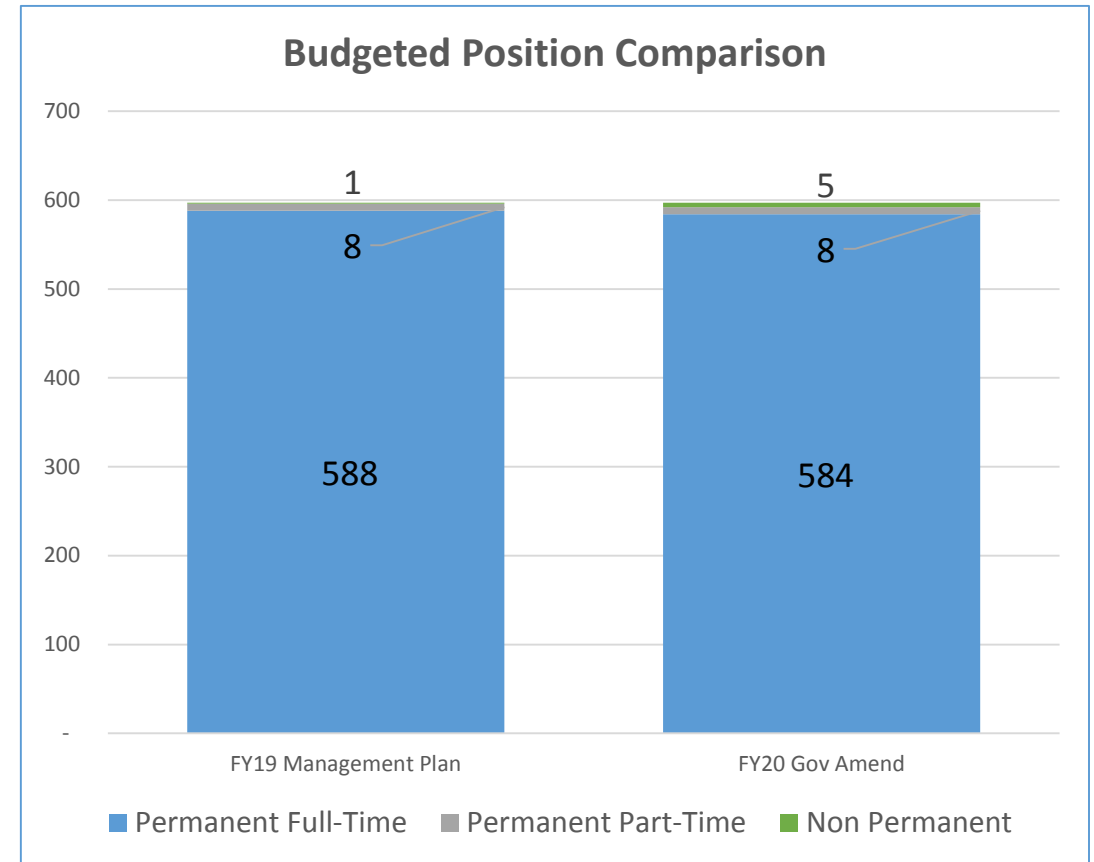
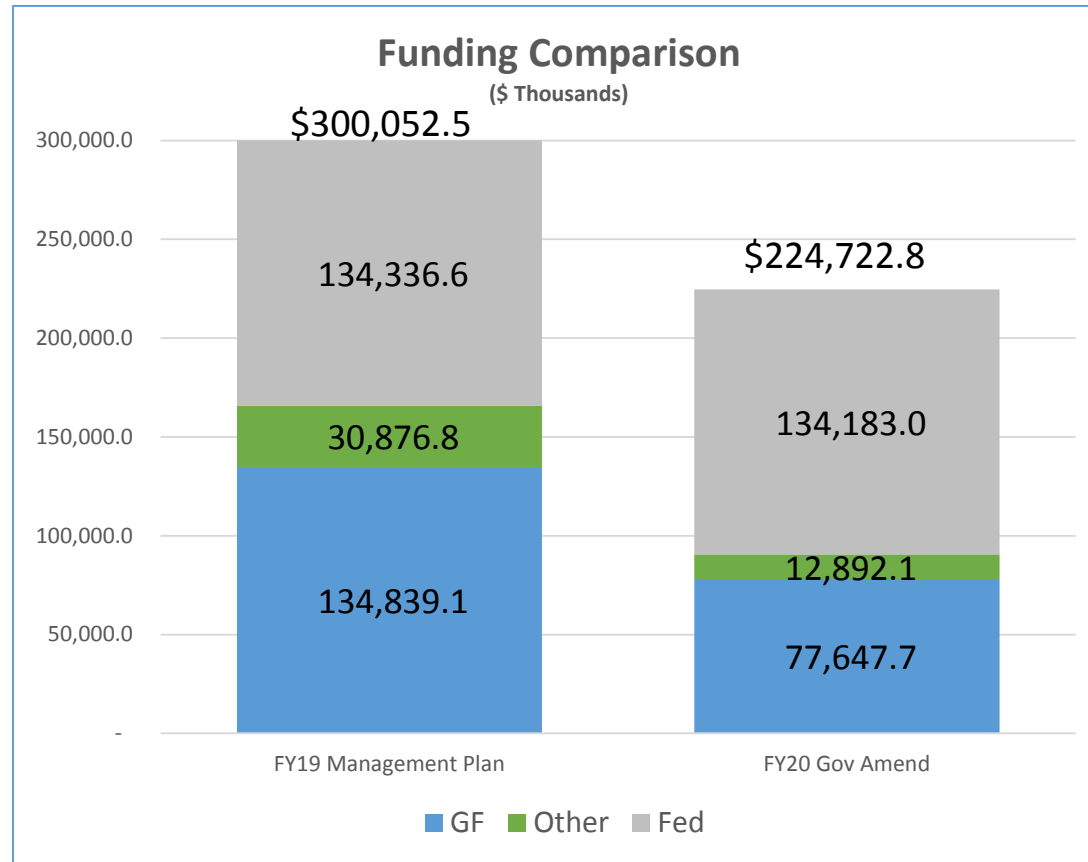
Public Assistance FY2020 Operating Budget: Core Services Alignment

Mission: To promote self-sufficiency and provide for basic living expenses for Alaskans in need

Core Services	Combined General Fund	Other	Federal	Total	% GF
Protect and promote the health of Alaskans	\$6,212.3	\$1,031.4	\$10,734.8	\$17,978.5	34.55%
Provide quality of life in a safe living environment for Alaskans	\$12,422.9	\$2,062.6	\$21,468.5	\$35,954.0	34.55%
Manage health care coverage for Alaskans					
Facilitate access to affordable health care for Alaskans	\$2,328.9	\$386.9	\$4,026.3	\$6,742.1	34.54%
Strengthen Alaska families	\$25,623.6	\$4,254.5	\$44,281.0	\$74,159.1	34.55%
Protect vulnerable Alaskans	\$27,177.2	\$4,512.2	\$46,963.6	\$78,653.0	34.55%
Promote personal responsibility and accountable decisions by Alaskans	\$3,882.8	\$644.5	\$6,708.8	\$11,236.1	34.56%
FY2020 Governor's Amended	\$77,647.7	\$12,892.1	\$134,183.0	\$224,722.8	34.55%



Public Assistance: Funding and PCN Comparison



Public Assistance FY2020 Operating Budget: Change Summary

	FY2019 Mgmt Plan	FY2020 Governor Amended	Difference	% of Change
UGF	\$134,021.1	\$76,829.7	(\$57,191.4)	-43%
DGF	\$818.0	\$818.0	\$0.0	0%
Other	\$30,876.8	\$12,892.1	(\$17,984.7)	-58%
Federal	\$134,336.6	\$134,183.0	(\$153.6)	0%
Total Budget	\$300,052.5	\$224,722.8	(\$75,329.7)	-25%

- Work to change Alaska's Maintenance of Effort requirements for Adult Public Assistance (\$14,700.0 UGF) and Temporary Assistance for Needy Families (\$16,912.0 UGF)
- Repeal Senior Benefits Payment Program (\$19,986.1 UGF)
- Repeal PFD Hold Harmless (\$17,724.7 Other)
- Implement Administrative Efficiencies (2,400.0 UGF)
- 50% Travel Reduction (\$153.6 Fed, \$52.8 UGF)



Division Overview

- Mission: To promote self-sufficiency and provide for basic living expenses for Alaskans in need.
- Division Priorities
 - Staff Retention and Training
 - Quality and Accuracy
 - Customer Service and Timeliness
 - Efficiencies

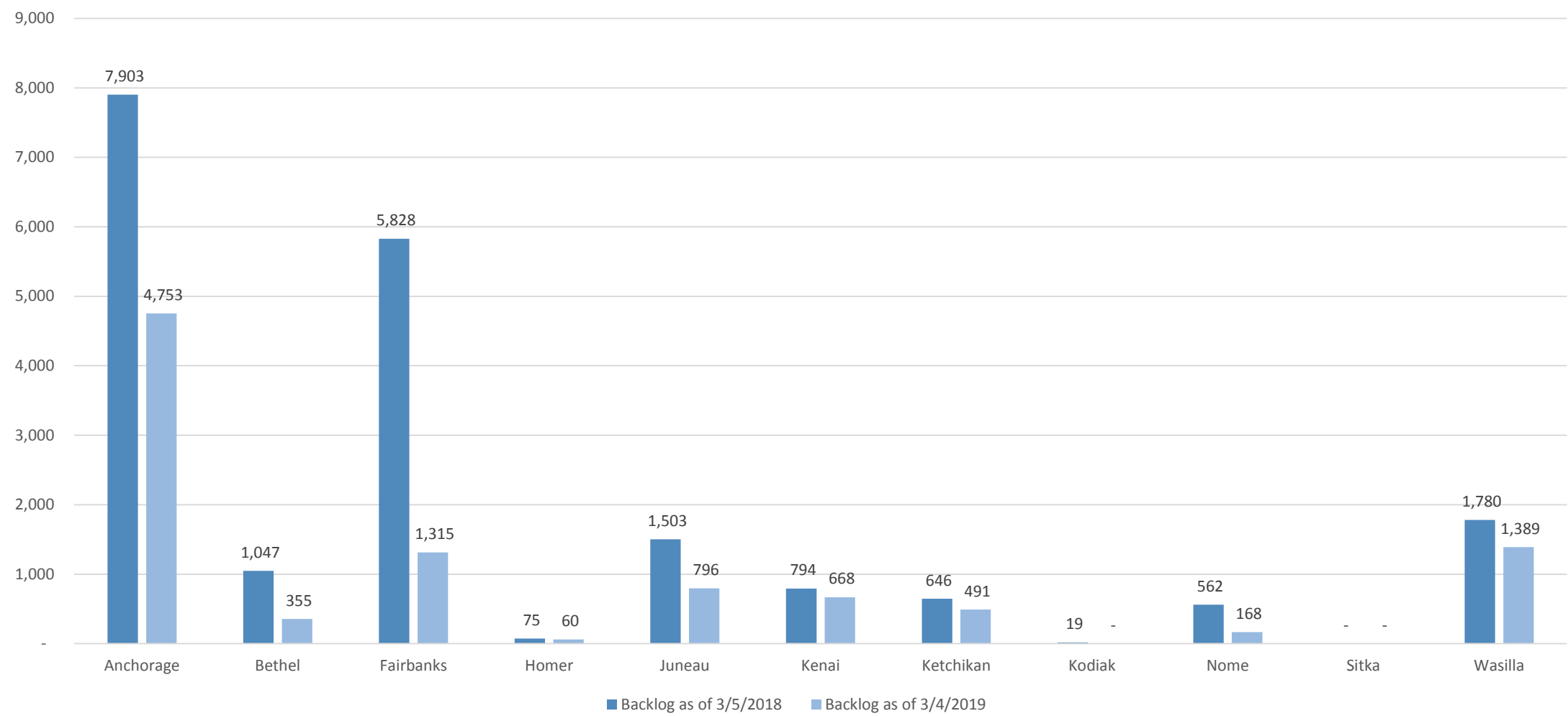
Division Overview

- Division Functions:
 - Child Care Assistance
 - Child Care Licensing
 - Fraud Investigation
 - Policy, and Program Development
 - Quality Assurance
 - Family Nutrition Services
 - WIC, Farmer's Markets, Senior Farmer's Markets, SNAP Education, Breastfeeding Peer Counseling
 - Work Services
 - Education and Training Programs and Job Supports for the Temporary Assistance for Needy Families and Supplemental Nutrition Assistance Programs
 - Eligibility Determinations

Staffing Levels, Backlog, and Caseloads

Field Services	Caseload by Office Location	Community Census Population	Annual Incoming Workload	Work Completed	Backlog as of 3/5/2018	Backlog as of 3/4/2019	Vacant Elig. Tech. II Count As of 2/14/2019	Total Elig. Tech. II PCNs	Vacant OA Count As of 2/14/2019	Total OA PCNs
Anchorage	67,033	295,365	63,527	56,683	7,903	4,753	19	85	10	30
Bethel	8,838	18,094	16,007	11,864	1,047	355	1	7	0	3
Fairbanks	28,556	97,121	25,013	23,236	5,828	1,315	12	30	2	9
Homer*	11		*	*	75	60	1	2	0	1
Juneau	11,973	32,247	16,923	12,864	1,503	796	1	11	0	5
Kenai	19,697	58,471	28,413	27,526	794	668	2	19	1	5
Ketchikan	11,623	13,843	17,572	13,853	646	491	0	14	1	4
Kodiak	49	13,136	*	*	19	-	0	2	0	1
Nome	3,964	9,988	6,493	6,145	562	168	0	4	0	1
Sitka	7	8,652	*	*	-	-	0	1	0	1
Wasilla	44,659	105,743	56,693	54,410	1,780	1,389	20	53	8	17
Statewide Total	196,410	652,660	230,641	206,581	20,157	9,995	56	228	22	77
<i>*Included in workload tracking for other offices.</i>										
Backlog is unfinished work that is not completed within mandated timeframes										

Backlog



Efficiency Efforts

- Electronic Document Management
- Virtual Call Center
- Electronic Notices to Clients
- Revamping Training Delivery for Eligibility Technicians
- Staff Retention
- Out Stationing Staff at Alaska Native Medical Center

Adult Public Assistance

Household Type	Total Cases	Subtype	APA with Supplemental Security Income	APA without Social Security Income	Interim Assistance	TOTAL
Individual, Living Independently	15,446	Aid to the Blind	33	13	2	48
Couple both Eligible Living Independently	1,307	Aid to the Disabled	8,498	4,600	190	13,288
Couple one Eligible Living Independently	803	Old Age Assistance	2,466	3,847	0	6,313
Individual in another's household	718	TOTAL	10,997	8,460	192	19,649
Couple both Eligible Living in another Household	13					
Couple one Eligible Living in another Household	13					
Individual in Assisted Living	1,291					
Couple both Eligible in Assisted Living	3					
Couple one Eligible in Assisted Living	2					
Nursing Home, personal needs	53					
TOTAL	19,649					

Supplemental Security Income Benefits (03/2019)						
Location	Number of Beneficiaries	SSI	SSI Aged	SSI Blind	Concurrent	Age 65
Alaska	33,046	12,526	1,794	10,732	4,538	3,456

Tribal Temporary Assistance for Needy Families

	Federal Tribal TANF Award Amount***	State of Alaska Funded Grant Award Amount***	Caseload When Tribal TANF Program Began*	Average Monthly Caseload Count**	Average Monthly Recipient Count**
Association of Village Council Presidents *2001	\$5,420,841	\$4,702,500	1,126	281	1,068
Bristol Bay Native Association *2007	\$1,216,441	\$916,275	245	112	431
Cook Inlet Tribal Council *2005	\$6,081,035	\$5,081,432	1,123	480	1,537
Kodiak Area Native Association *2009	\$415,702	\$205,200	92	17	52
Maniilaq Association *2009	\$1,056,554	\$1,125,750	253	169	581
Tanana Chiefs Conference *1999	\$2,443,973	\$2,320,491	533	75	183
Tlingit & Haida Council *2000	\$2,367,150	\$2,560,327	521	249	731
Total	\$19,001,696	\$16,911,975	3,893	1,384	4,583



**Average monthly recipient count from the most recent reports available, FFY 2016.

***SFY 2019 grant award amounts are shown.

*Year that Tribal TANF program began.

Senior Benefits

Senior Household Size	Senior Benefits Program Gross Annual Income Limit Effective 4/1/2018		
	The income limit changed April 1, 2018 due to a change in the Federal Poverty Limit		
	\$250 monthly payment	\$175 monthly payment	\$76 monthly payment
Individual	\$11,385 (\$949 per month)	\$15,180 (\$1,265 per month)	\$26,565 (\$2,214 per month)
Married Couple	\$15,435 (\$1,287 per month)	\$20,580 (\$1,715 per month)	\$36,015 (\$3,002 per month)

Benefit Tier	Count of Recipients
\$76	4731
\$175	5124
\$250	1742

Benefit Tier	Age	Count of Recipients
\$76	65-69	1302
\$76	70-74	1285
\$76	75-79	994
\$76	80-84	607
\$76	85+	543
\$175	<65	2
\$175	65-69	1654
\$175	70-74	1409
\$175	75-79	946
\$175	80-84	595
\$175	85+	518
\$250	65-69	685
\$250	70-74	450
\$250	75-79	283
\$250	80-84	188
\$250	85+	136

Division Contact Information

hssdpadirectoroffice@Alaska.gov - director's email for feedback

<http://dhss.alaska.gov/dpa/Pages/Dashboard.aspx> - Dashboard with program level demographics regarding public assistance recipients

<http://dhss.alaska.gov/dpa/Documents/dpa/pdf/Program-Descriptions.pdf> - Public Assistance Program Details

<http://dhss.alaska.gov/dpa/Pages/default.aspx> - Division of Public Assistance Webpage

Sustainable, Predictable, Affordable

