



**MATANUSKA
SUSITNA**
BOROUGH SCHOOL
DISTRICT

Middle College Program

January 29, 2019

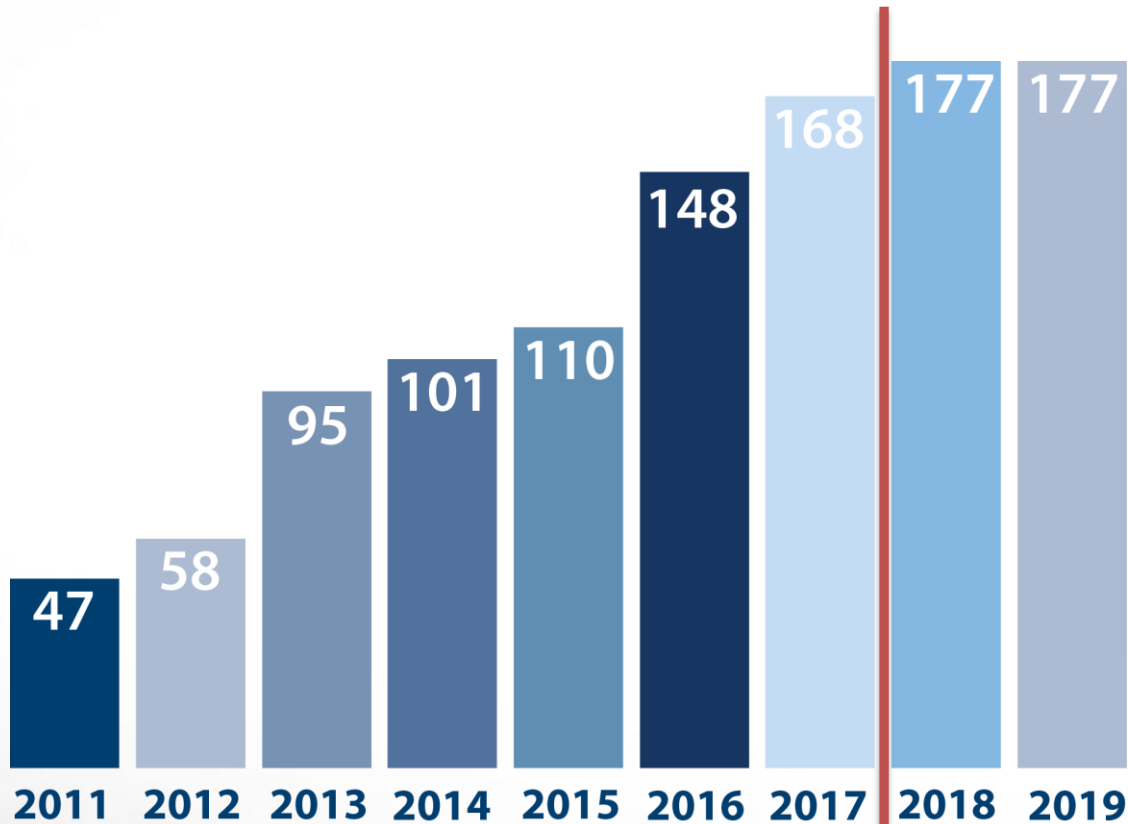
Presentation Overview

- Historical Review of the Mat-Su Middle College School (MSMCS)
- Program Design
- Student Outcomes
- SB30 Support and Language Revision Recommendations

Alaska Middle College School Partnership with the University of Alaska

- Opened in FY2011
 - Located on the Eagle River Campus of UAA
 - Prioritize First Generation College Students
- Based on Enrollment for 76-175
 - \$694,500 including Lease Costs
 - \$116,500 for Contracted Transportation
- Campus Improvements through Legislative Funds
 - High School Classroom Renovations, Student Union and Café, and AKMCS Offices.
- Transitioned in FY2018 to the Mat-Su College Campus
 - Mat-Su Middle College
 - Anchorage School District took over the Alaska Middle College

Alaska & Mat-Su Middle College Enrollment History



Program Design



Advising

- College Advisors & High School Counselors
- Scheduling (GPA, Test Scores & Student Goals)



Orientation

- Focus on Transition & Success
- New & Continued Student Differentiation



Structured Support

- Seminar Classes
- High School Classes

Program Design



Books

- Distribution & collection



Add/ Drop & Withdraw

- Coaching students



Academic Probation

- Reduction in credit
- On track to graduate
- Retake courses with W/D or F if possible

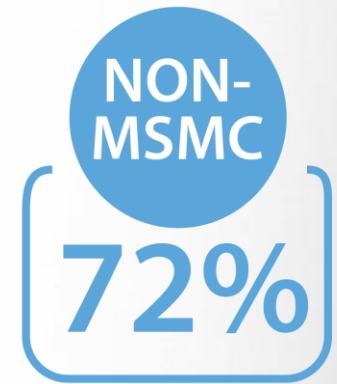

MSB Personnel at MSMCS

- 1.0 FTE English/Social Studies Teacher
- 1.0 FTE Guidance Counselor/APEX Teacher
- 1.0 FTE Principal/Teacher (Math/Science)
- .5 FTE Administrative Assistant/Registrar



Mat-Su Middle College School

Success Rate



Enrollment

FY17 AK Middle College

FY18 Mat-Su Middle College

***Freshman Year Attrition Rates**



MSBSD Middle College Student Performance Data

	ACT Subtest	English
FY18	MSMC	22.4
	MSBSD	21.1
	Alaska	19.8
	National	20.2

- ACT: Standardized tests used for college admissions
 - Maximum Score: 36
 - National Average: 20-21

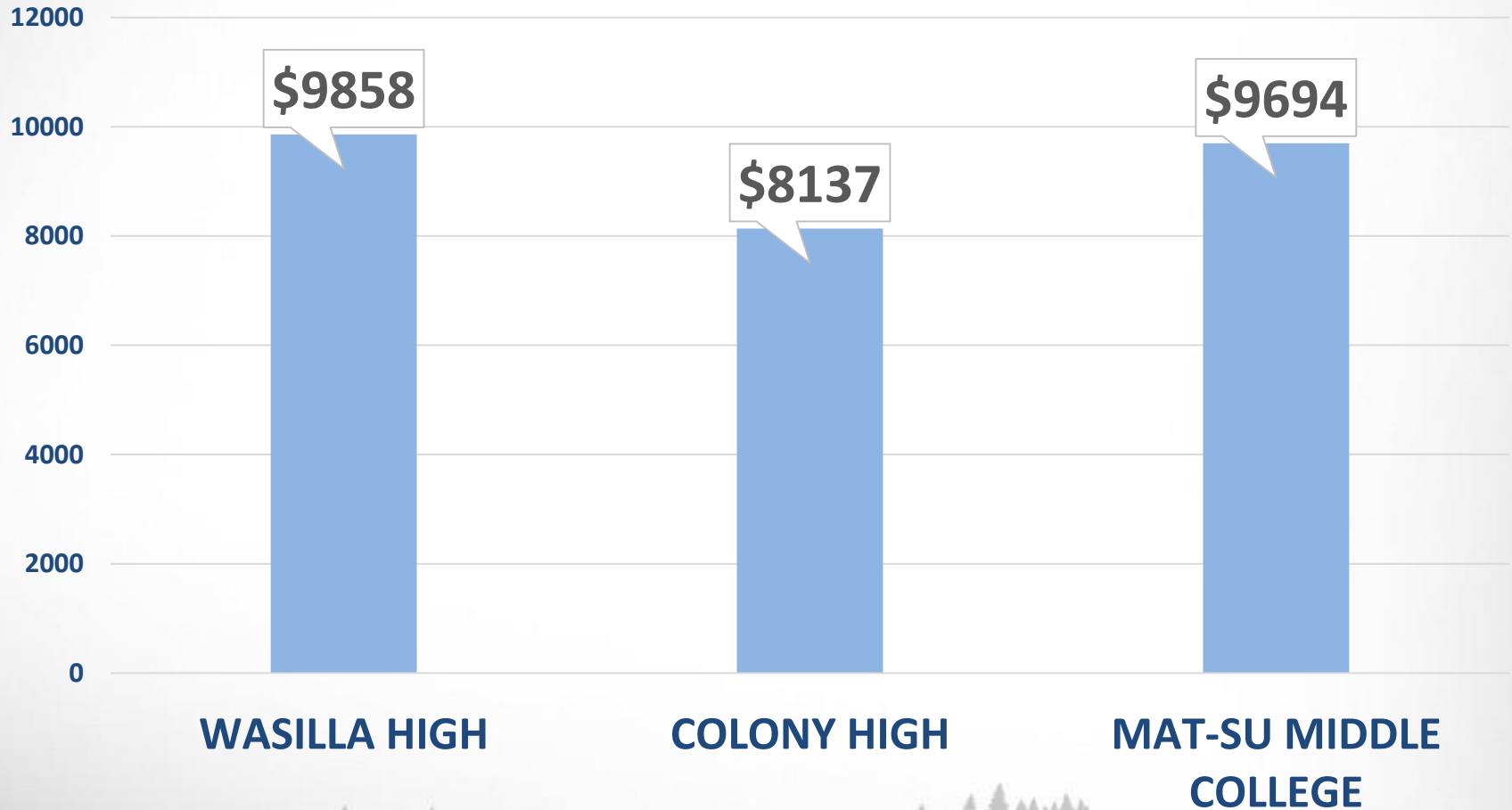
- Percentile Score Chart
 - 36 = 99%
 - 32 = 95%
 - 26 = 82%
 - **22 = 64%**
 - **20 = 52%**
 - 18 = 40%

MSBSD Middle College Student Performance Data

	ACT Subtest	English	Mathematics	Reading	Science	Composite	Composite %
FY18	MSMC	22.4	22.3	24.5	23.3	23.3	68%
	MSBSD	21.1	21.6	23.3	22.1	22.1	63%
	Alaska	19.8	20.6	21.6	20.7	20.8	56%*
	National	20.2	20.5	21.3	20.7	20.8	56%*

*Rounded the Composite Score for Alaska and National to 21

2017 Per Student Cost Comparison



SB30 – College Credit for High School Students

- MSBSD Supports a State-Wide Middle College Program
 - Recommend Sec. 14.30.780
 - (c) Every school district shall **may** participate in the middle college program