

# Department of Public Safety

## Uniform Crime Reporting (UCR) Program



# Uniform Crime Reporting (UCR)

Uniform Crime Reporting (UCR) is a nationwide data collection effort headed by the FBI to meet the need for reliable, uniform crime statistics nationwide

18,000 law enforcement agencies participate in the UCR program nationally, including 32 agencies in Alaska (representing 99.5% of the state's population)

State and local law enforcement agencies in Alaska report crime statistics to the Department of Public Safety (DPS), which manages the State UCR program and provides statewide data to the FBI

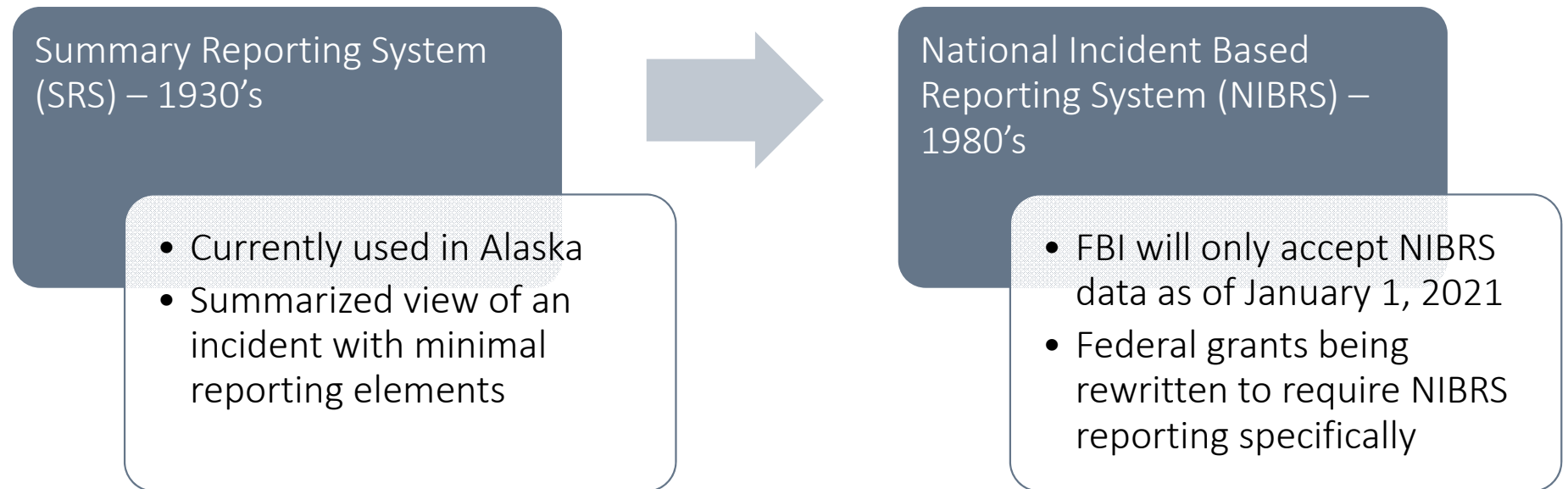
The State UCR Program provides training and conducts biennial audits to ensure accuracy and uniformity of the data

The program also creates the yearly Crime in Alaska publication, a major resource for measuring the trend and distribution of crime in Alaska



# UCR in Alaska

DPS is required to report crime statistics under AS 12.62.130



# Sample UCR Report: SRS vs NIBRS

## REPORT

A 28 year old female contacts law enforcement to report she was sexually assaulted by her ex-husband the previous evening.  
Law enforcement investigates and a suspect is arrested.

SRS

NIBRS

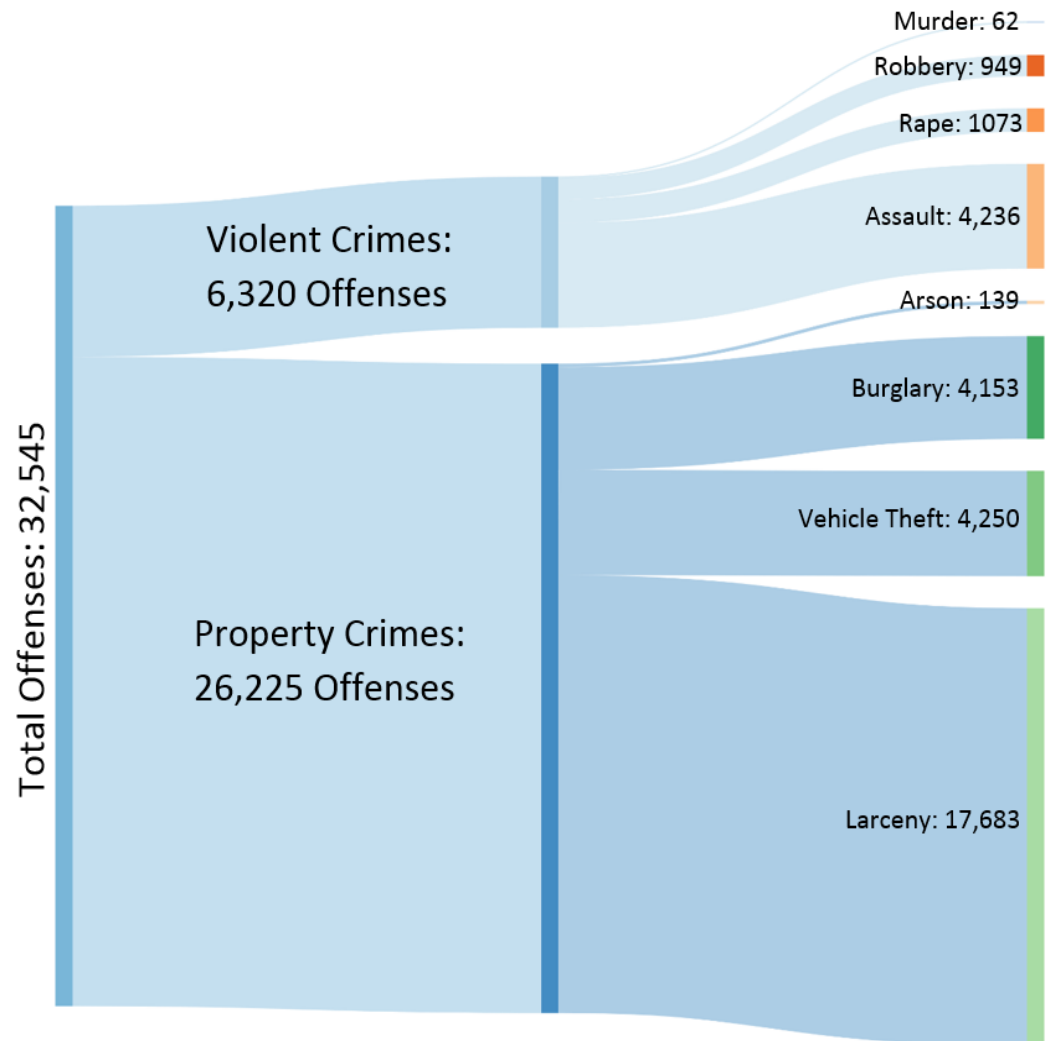
- One rape offense reported
- One arrest for rape reported (no correlation of arrests to reported offenses)

- One rape offense reported
- Victim age, sex, race, injury sustained
- Offender age, sex, race, weapon/force used
- Victim/offender relationship
- Time, date, and location of offense
- Suspect suspected of using alcohol or drugs
- Date of arrest

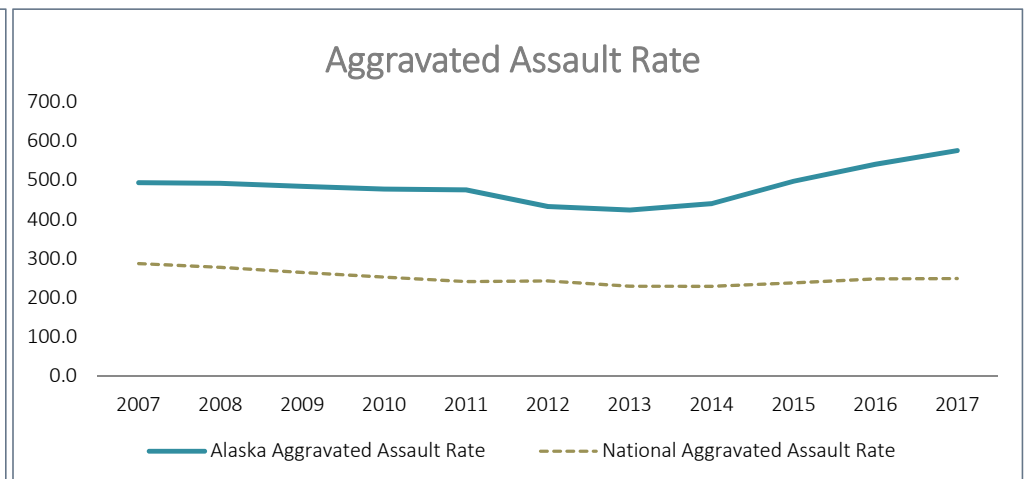
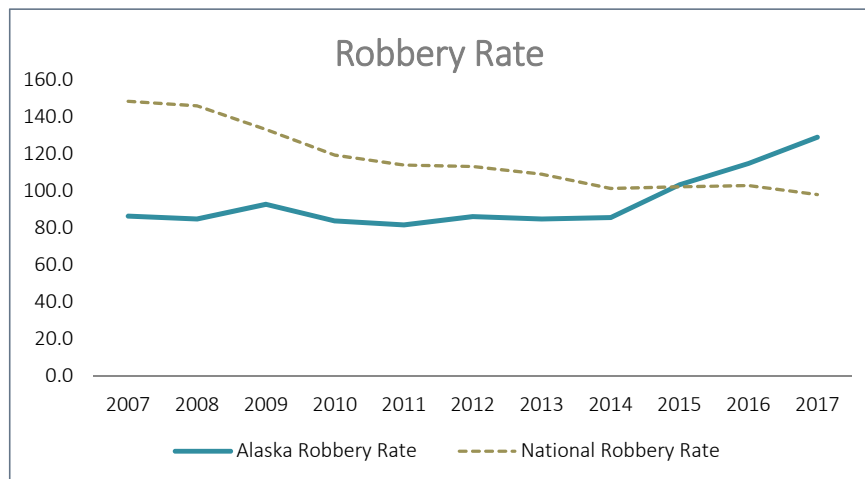
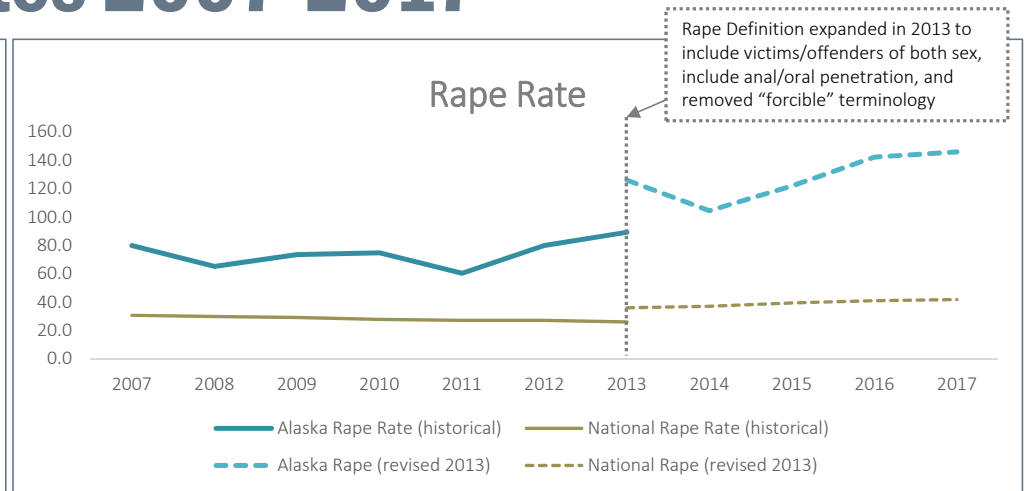
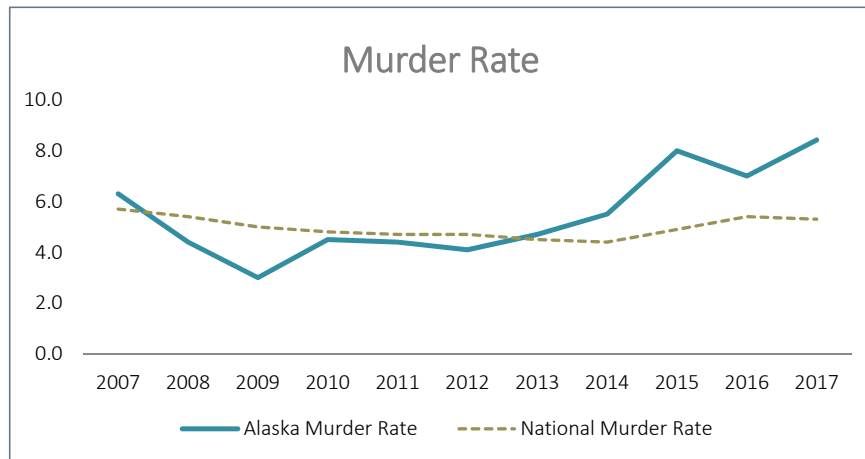
# Crime in Alaska 2017

Violent Crimes	# of Offenses	% of Violent Crime	Change from last year
Murder	62	1.0%	+19.6%
Rape	1073	17.0%	+2.6%
Robbery	949	15.0%	+12.3%
Assault	4,236	67.0%	+6.5

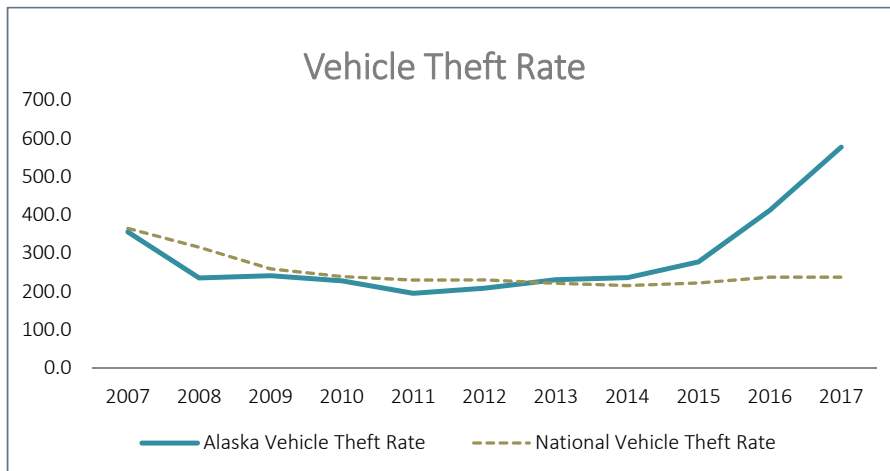
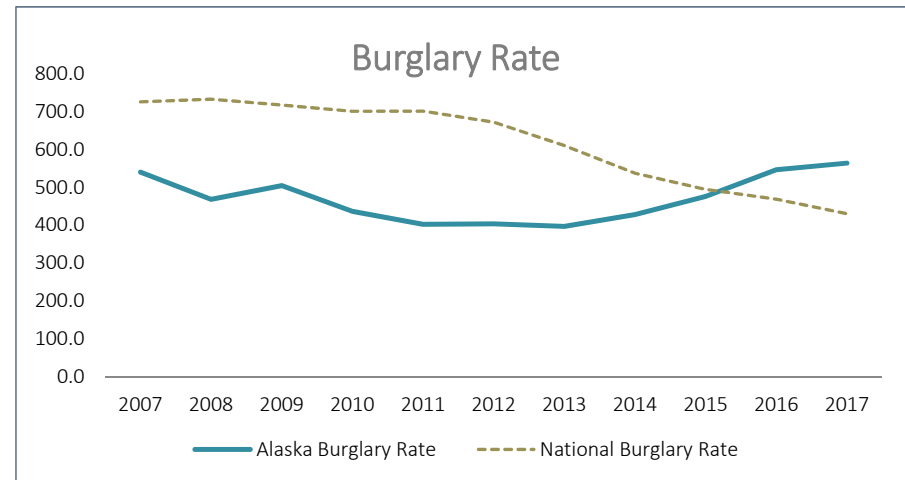
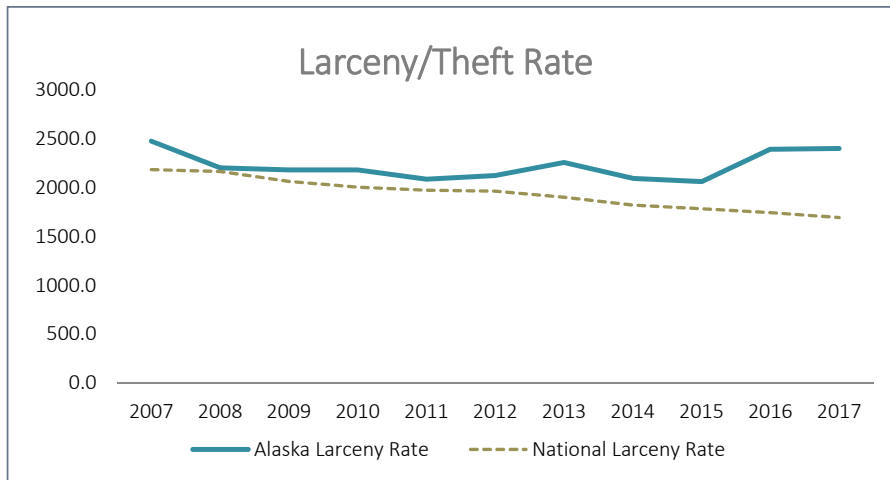
Property Crimes	# of Offenses	% of Property Crime	Change from last year
Arson	139	0.5%	-3.2%
Vehicle Theft	4,250	16.2%	+39.8%
Burglary	4,153	15.8%	+3.2%
Larceny/Theft	17,683	67.4%	+0.3%



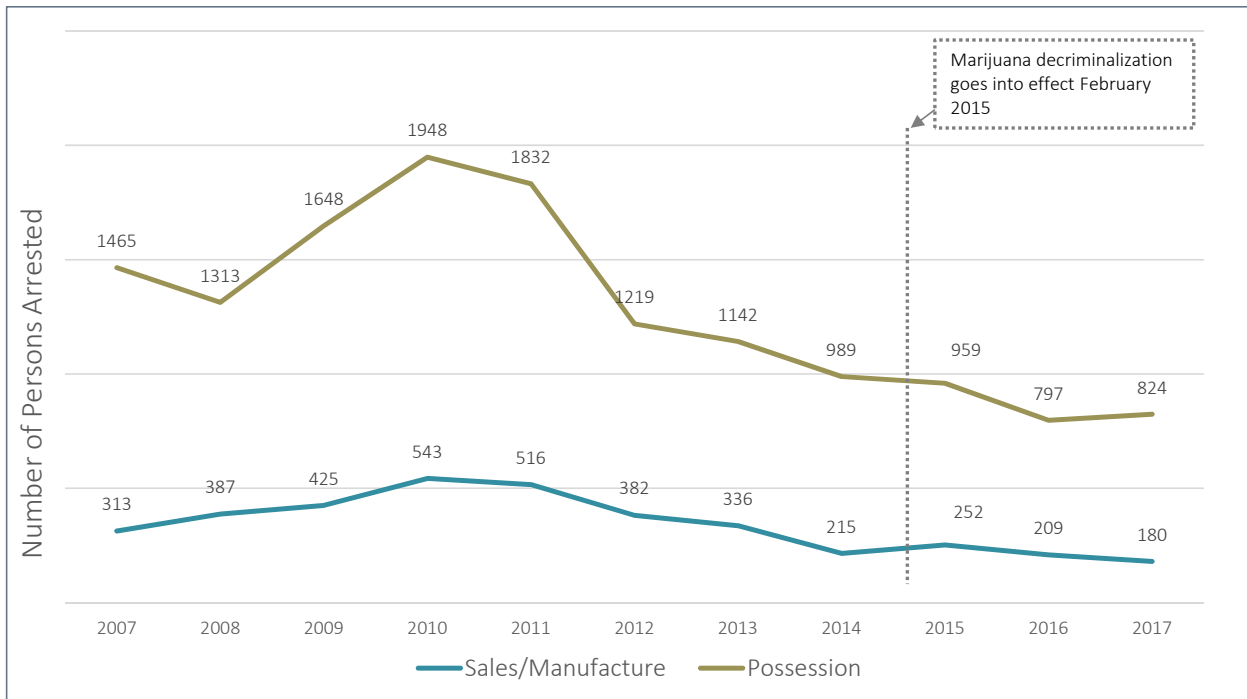
# Alaska Violent Crime Rates 2007-2017



# Alaska Property Crime Rates 2007-2017



# Alaska Drug Arrests 2007-2017



## Important Note:

The UCR program collects data on the number of *persons arrested*, not the number of *charges*.

For example, a person may be arrested on several charges at one time; in this situation, the agency only scores one arrest under the most severe offense category as determined by the agency. Therefore this graph does not necessarily count every person arrested for a drug related offense in this time period.



## Murder 2017

Year	Offenses	Rate per 100K	Rate Change
2013	34	4.7	14.6%
2014	40	5.5	17.4%
2015	59	8.0	47.0%
2016	52	7.0	-12.3%
2017	62	8.4	19.6%

60% of homicides involved a firearm, down from 83% in 2016

56% of female homicide victims were killed by an intimate partner

59% of male victims were killed by an acquaintance

Of the known suspects, 81% were adults, 80% were male, and the majority (47%) were White/ Caucasian

## Rape 2017

Year	Offenses	Rate Per 100K	Rate Change
2013	919	125.8	n/a
2014	764	104.3	-17.1%
2015	895	121.8	16.8%
2016	1049	142.0	16.6%
2017	1073	145.7	2.6%

The rape rate in Alaska is 249% higher than the national rate

7% of the reported rape offenses were attempts to rape

While 1073 offenses were reported in 2017, 194 offenses were cleared, and 126 persons were arrested for rape

Of the persons arrested for rape, 79% were adults, 99% were male, and the majority (60%) were Alaska Native/American Indian

## Robbery 2017

Year	Offenses	Rate Per 100K	Rate Change
2013	620	84.8	-0.97%
2014	627	85.6	0.90%
2015	759	103.3	20.65%
2016	848	114.8	11.2%
2017	949	128.9	12.3%

The most common weapon type involved in a robbery was *"hands/fists/feet"*, followed by *"firearm"*

The total reported property loss from robbery offenses was over \$850K

Of the persons arrested for robbery, 93% were adults, 84% were male, and the majority (43%) were White/Caucasian

## Assault 2017

Year	Offenses	Rate per 100K	Rate Change
2013	3096	423.7	-2.1%
2014	3224	440.2	3.9%
2015	3654	497.3	13.0%
2016	3992	540.5	8.7%
2017	4236	575.4	6.5%

The assault rate in Alaska is 131% higher than the national rate

The most common weapon type associated with assault was *"other dangerous weapon"*, followed by *"hands/fists/feet"*, then *"firearms"*. The least common weapon was *"knife/cutting instrument"*

Of the persons arrested for assault, 94% were adults, 75% were male, and the majority (49%) were Alaska Native/American Indian

## Burglary 2017

Year	Offenses	Rate	Rate Change
2013	2901	397	-1.6%
2014	3136	428.2	7.9%
2015	3498	476	11.2%
2016	4036	546.5	14.8%
2017	4153	564.1	3.2%

57% of reported burglaries were from a residence

The total reported property loss for burglaries in 2017 was over \$10.4 million

Of the persons arrested for burglary, 81% were adults, 86% were male, and the majority (53%) were White/Caucasian

## Larceny / Theft 2017

Year	Offenses	Rate	Rate Change
2013	16,498	2,257.7	6.2
2014	15,350	2,095.9	-7.2%
2015	15,156	2,062.5	-1.6%
2016	17,683	2,394.2	16.1%
2017	17,683	2,401.9	0.3%

The majority of reported larcenies were *“from motor vehicle”*, followed by *“shoplifting”*

The total reported property loss for larcenies in 2017 was over \$15.3 million

Of the persons arrested for larceny, 89% were adults, 65% were male, and the majority (60%) were White/Caucasian

## Vehicle Theft 2017

Year	Offenses	Rate	Rate Change
2013	1686	230.7	10.7%
2014	1730	236.2	2.4%
2015	2040	277.6	17.5%
2016	3049	412.8	48.7%
2017	4250	577.3	39.8%

The rate of vehicle thefts has increased 150% since 2013, and is up 62% compared to 2007

The total reported property loss for vehicle thefts in 2017 was over \$34.1 million

Of the persons arrested for burglary, 89% were adults, 73% were male, and the majority (55%) were White/Caucasian

## Arson 2017

Year	Offenses	Rate	Rate Change
2013	167	22.85	-11.2%
2014	145	19.80	-13.4%
2015	182	24.77	25.1%
2016	144	19.50	-21.3%
2017	139	18.88	-3.2%

The majority of reported arsons were of structures (48%), followed by mobile property (43.8%)

Of the structural property arsons, 65% were of residential property

Of the persons arrested for arson, 73% were adults, 64% were male, and the majority (50%) were White/Caucasian

# Felony Sex Offense Reporting

DPS collects information on felony level sex offenses, as defined by AS12.63.100, and required by AS12.62.130

The felony sex offense (FSO) data collection is separate from UCR reporting

State and local law enforcement agencies submit reported felony-level sex offenses to the database

The FSO does not track the life cycle of a sex crime incident. It is intended to capture the volume of serious sex crime offenses reported to law enforcement

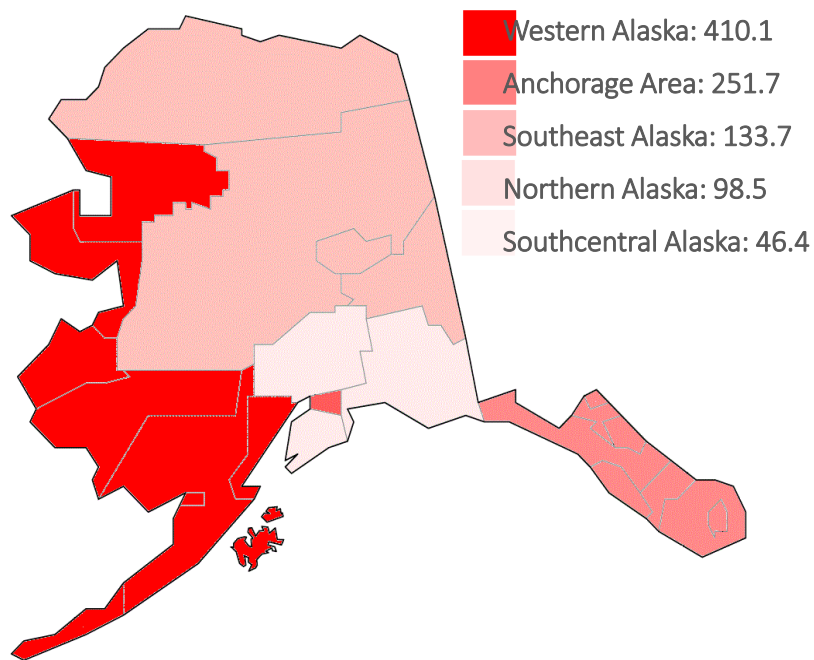
Findings are published annually, with the first report published in 2015

## Data Elements Collected & Published

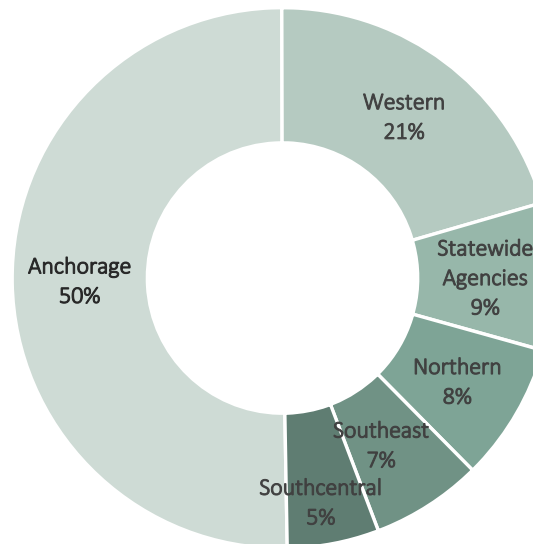
- ✓ Age, sex, race of victim(s)
- ✓ Age, sex, race of suspect(s)
- ✓ Victim/offender relationship(s)
- ✓ Location of offense
- ✓ Potential charging statute(s)
- ✓ Weapon type(s), if any

# FSO: Incidents and Rates by Area

Rate of Felony Sex Offense Incidents  
Per 100K Population 2017



Number of Felony Sex Offense  
Incidents Reported



While agencies in the Anchorage area reported the highest volume of incidents (50% of the state total), agencies in Western Alaska reported the highest rate of incidents based on population, 106% higher than the statewide rate.

Both the Anchorage area and Western Alaska have reported incidents higher than the statewide rate.

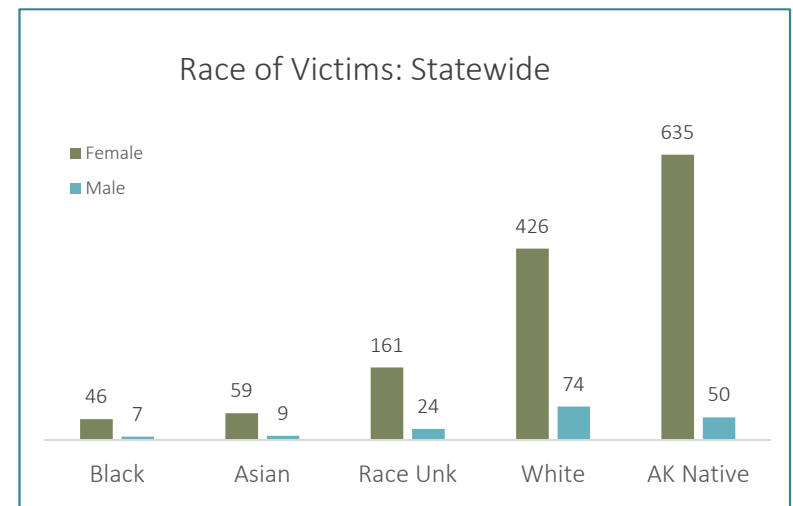
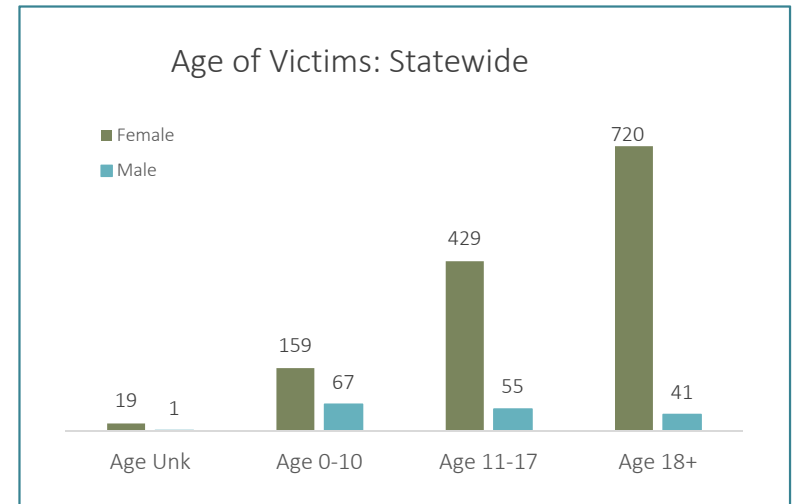
# FSO: Victims

In 2017, **47%** of victims were under 18 years old

The median age of female victims was **19**, while the most common age was **15**

The median age of male victims was **13**, while the most common age was **4**

Alaska Native females were reported to have the highest victimization rate of any gender or racial group, comprising **42%** of all reported victims

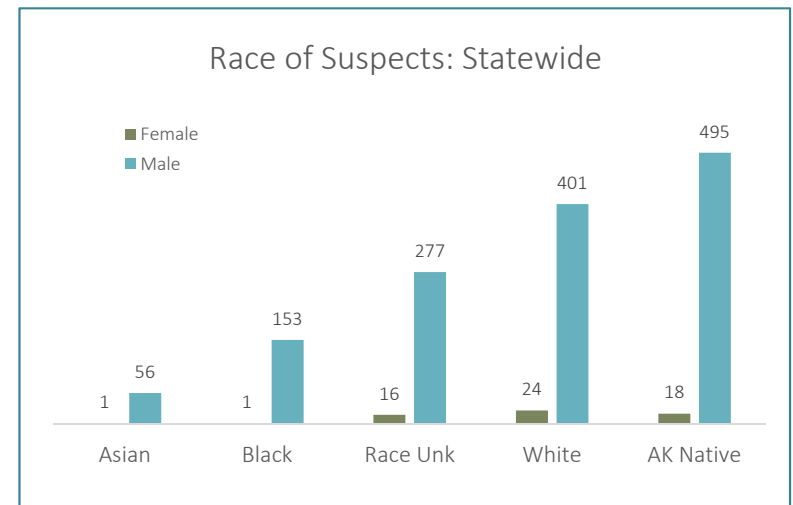
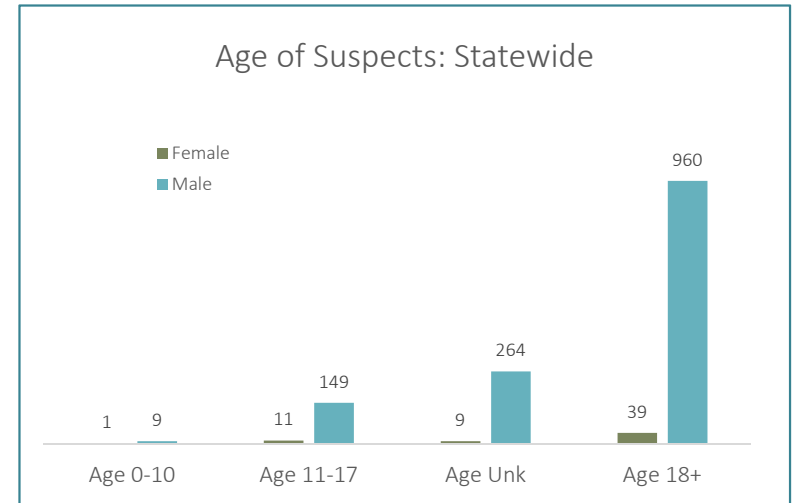


# FSO: Suspects

In 2017, the median age of all suspects was **30** years old, while the most common age was **18**

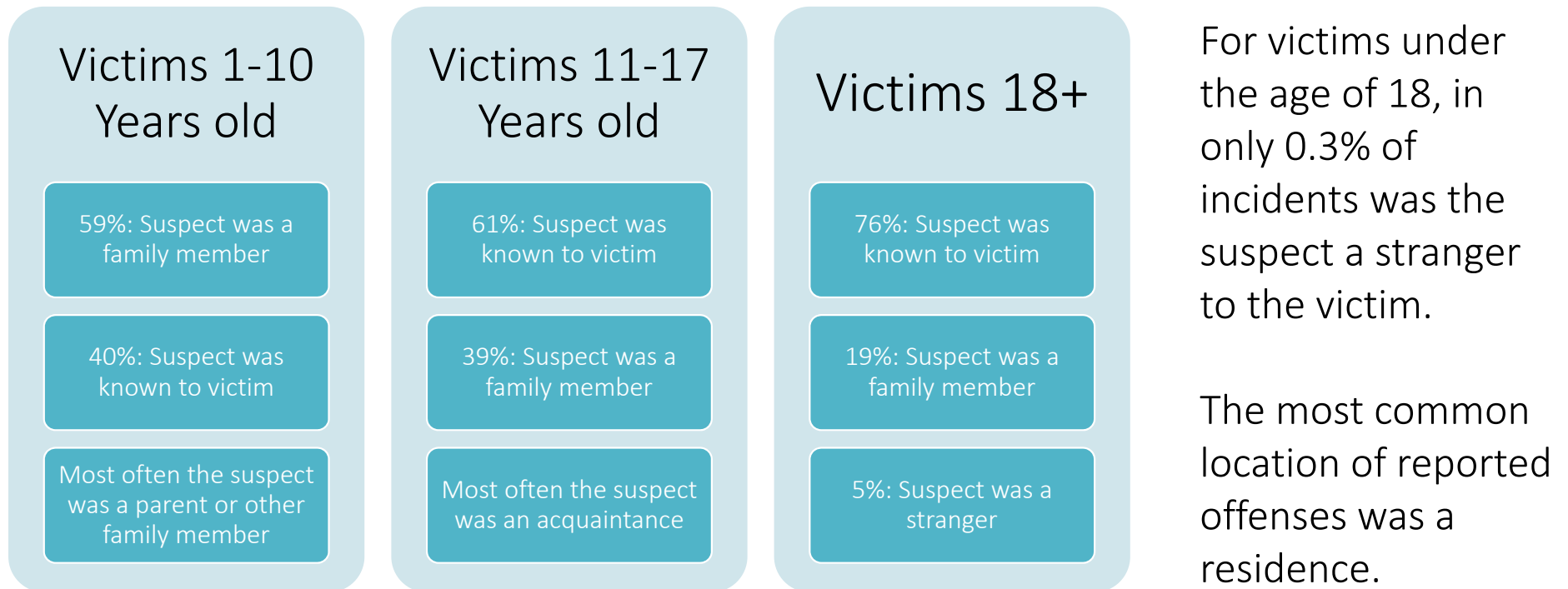
**85%** of suspects were over 18 years old

**36%** of the suspects were Alaska Native, **29%** were White, **20%** were unknown race, **11%** were Black, and **4%** were Asian/Pacific Islander



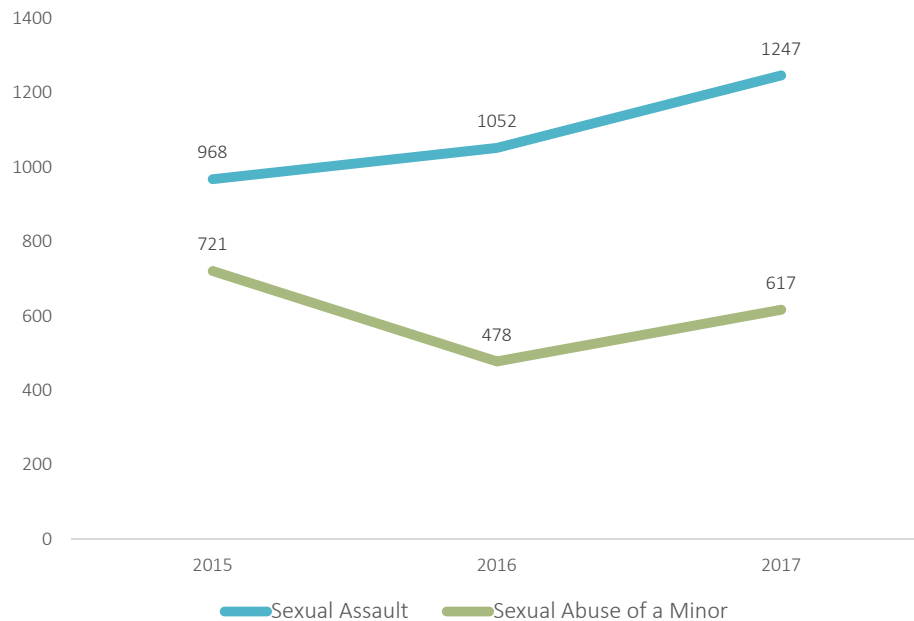


# FSO: Victim/Suspect Relationships



# FSO: Reported Statute Violations

Statute Violations 2015-2017



## Sexual Assault Violations in 2017

Sexual assault in the first degree	758
Sexual assault in the second degree	410
Sexual assault in the third degree	79

## Sexual Assault of a Minor Violations in 2017

Sexual abuse of a minor in the first degree	195
Sexual abuse of a minor in the second degree	383
Sexual abuse of a minor in the third degree	39

# Resources

Crime in Alaska Publications:

<https://dps.alaska.gov/Statewide/R-I/UCR>

FBI's Crime Data Explorer:

<https://crime-data-explorer.fr.cloud.gov>

Kathryn Monfreda

Bureau Chief, Division of Statewide Services, Department of Public Safety

269-5581 or [kathryn.monfreda@alaska.gov](mailto:kathryn.monfreda@alaska.gov)