



New School Accountability System and School Designations

Presentation for the Alaska Senate Education Committee
February 14, 2019



An Excellent Education for Every Student Every Day

Every Student Succeeds Act (ESSA)

ESSA is a vehicle that will help move us toward our mission and vision.

- May 2018 - Alaska's plan approval by US Department of Education
- June 2018 - accountability regulations adopted by Alaska State Board of Education (4 AAC 06.800 – 899)
- October 2019 - school designations released

Statewide Stakeholder Engagement

- January 2016 – current
 - Collected nearly **4,000 stakeholder comments**
 - Held or participated in over **40 meetings and conferences**
 - Met with **nearly 1,000 stakeholders**
 - Formed an **advisory committee** consisting of over 40 members
- DEED sought public comment on **three draft versions.**
- Additional public comment was recently sought regarding an amendment to the approved state plan that was submitted to U.S. ED on January 15, 2019

Alaska's ESSA State Plan

The screenshot shows the homepage of the Alaska Department of Education & Early Development. The header features the department's logo, name, and a search bar. Below the header is a navigation menu with links to various resources. The main content area is divided into sections: 'In the Spotlight' featuring a video about natural disaster resources, 'Feature Pages' with links to Teacher Certification, Find My School/District, Statewide Assessments, Report Card to the Public, The Newsroom, and Data Center, and a 'Mission' statement. At the bottom, there are four boxes representing key initiatives: Alaska's State Plan Every Student Succeeds Act (ESSA), eLearning Training for Educators, A Call to Action, and the System for School Success.

Alaska Department of Education & Early Development

Alaska Learns Arts Council Libraries, Archives, & Museums Prof. Teaching Practices State Board Accessibility About

PARENTS ▾ STUDENT LEARNING ▾ EDUCATOR & SCHOOL EXCELLENCE ▾ FINANCE & SUPPORT SERVICES ▾ DATA CENTER

In the Spotlight

Natural Disaster Resources for Schools and Families

Feature Pages

- Teacher Certification
- Find My School/District
- Statewide Assessments
- Report Card to the Public
- The Newsroom
- Data Center

[f](#) [ig](#) [tw](#) [v](#) [...](#)

Mission: An excellent education for every student every day.

- Alaska's State Plan Every Student Succeeds Act (ESSA)**
Increasing Student Success
- eLEARNING TRAINING FOR EDUCATORS**
Supporting Educators
- A Call to Action**
- SYSTEM FOR SCHOOL SUCCESS**
System for School Success

Accountability Indicators

Grades K-6

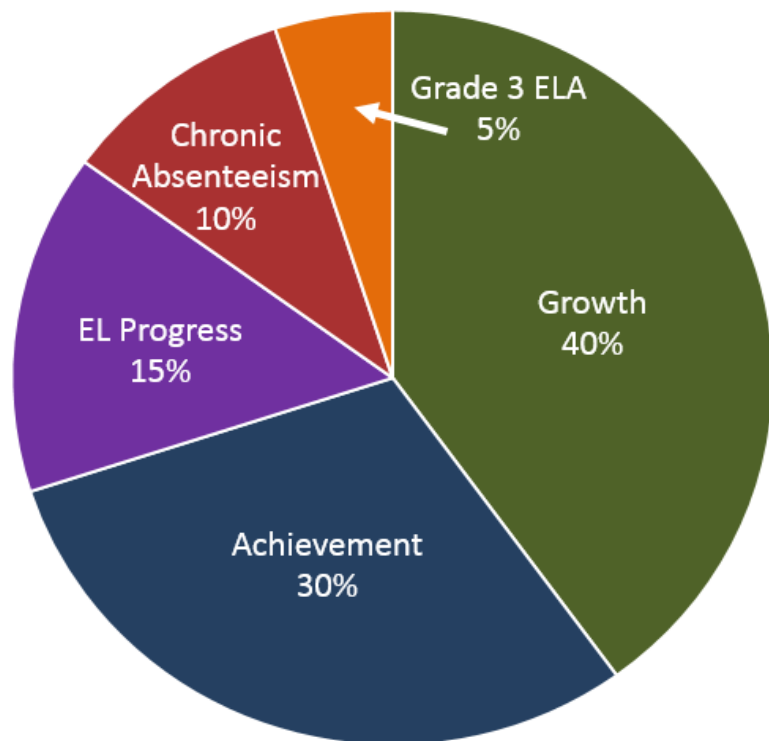
- Academic Achievement
 - English language arts
 - Mathematics
- Academic Growth
- English Learner Progress
- Chronic Absenteeism
- Grade 3 ELA Proficiency

Grades 7-12

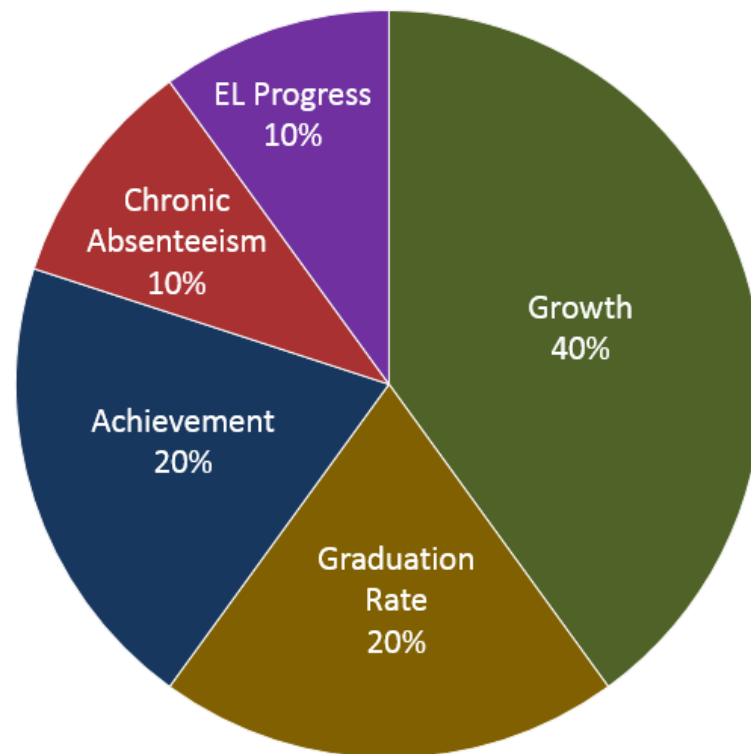
- Academic Achievement
 - English language arts
 - Mathematics
- Academic Growth
- English Learner Progress
- Chronic Absenteeism
- Graduation Rate
 - Four year
 - Five year

SYSTEM Weight for Indicators

Schools that Serve Grades K-6



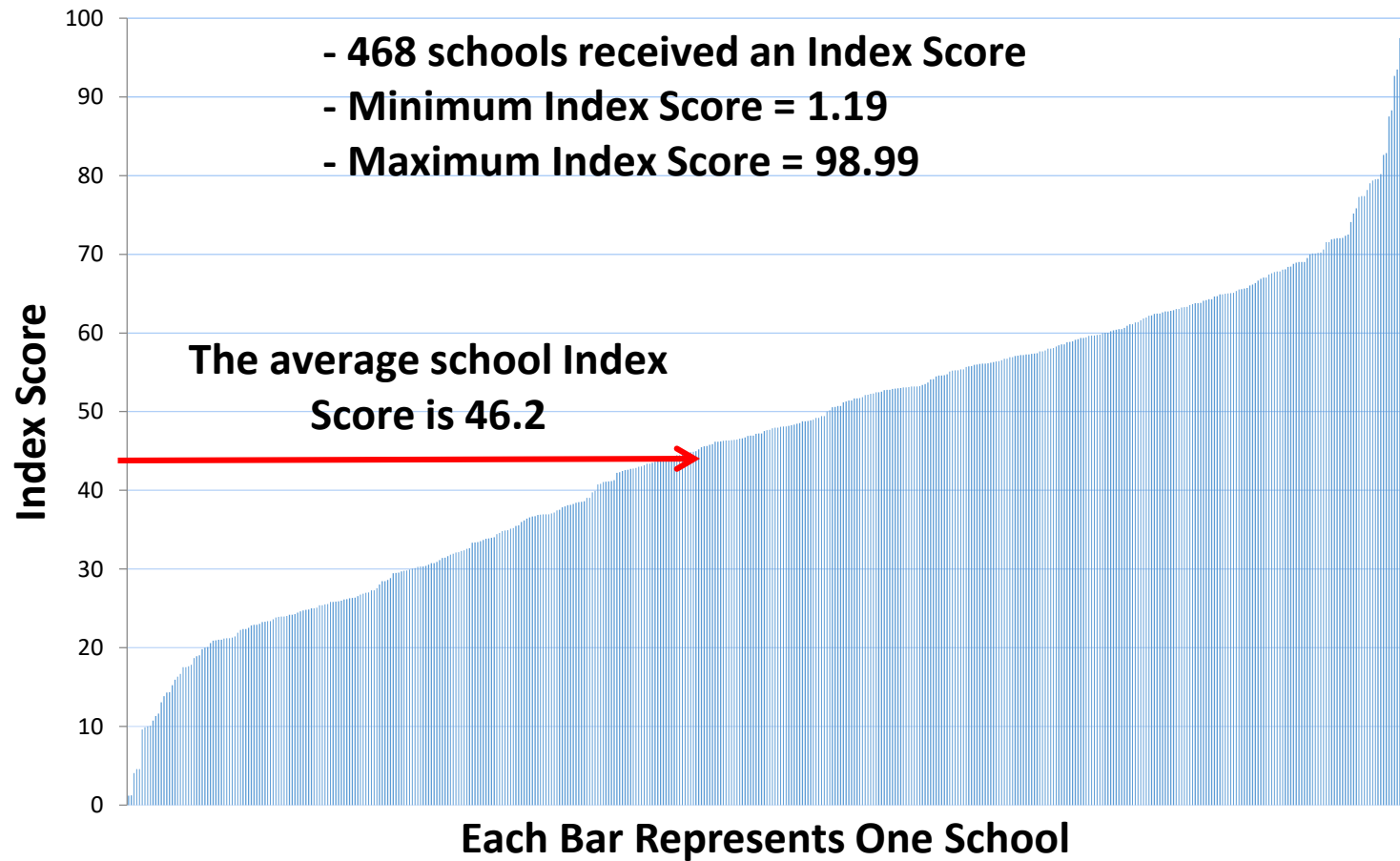
Schools that Serve Grades 7 and above



Overall School Index Value

- **Requires at least two indicators.**
- One of the two indicators must be one of the following:
 - Academic achievement in ELA or Mathematics,
 - Growth in ELA or Mathematics,
 - Four-year or five-year graduation rate, or
 - English Learner progress

2018 Index Score Distribution



Reports and Interpretation

1. School Designation Report

Alaska Department of Education & Early Development

2017-2018 System for School Success

School ID:
District:
School:
Overall School Index Value:
Support Level:

School Demographics

Grade Span:
Oct 1 Enrollment:
Title I School:

2017-2018 FAY Participation Rate Grades K-6					2017-2018 FAY Participation Rate Grades 7-12						
Participation Rate	FAY ¹ Grades 3-6	Tested	Rate ²		Participation Rate	FAY ¹ Grades 7-9	Tested	Rate ²			
K-6	ELA				7-12	ELA					
	Math					Math					
Indicator	Weight	Value	Weight	Points	Indicator	Weight	Value	Weight	Points		
Academic Achievement	% Proficient				Academic Achievement	% Proficient					
	ELA Proficiency	15%				ELA Proficiency	10%				
	Math Proficiency	15%				Math Proficiency	10%				
Academic Growth	ELA	20%			Academic Growth	ELA	20%				
	Math	20%				Math	20%				
	English Learner Progress	15%				English Learner Progress	10%				
School Quality / Student Success	Chronic Absenteeism	10%			School Quality / Student Success	Chronic Absenteeism	10%				
	% Proficient					Four-Year Graduation Rate	15%				
	Grade 3 ELA	5%				Five-Year Graduation Rate	5%				
Total Grades K-6				100%		Total Grades 7-12				100%	

This school performed above the criteria to be designated for Comprehensive Support and Improvement (CSI) and Targeted Support and Improvement (TSI). Schools that are not designated as CSI or TSI receive the designation of Universal Support.

Student Group	Index Value
African American	
Alaska Native / American Indian	
Asian / Pacific Islander	
Caucasian	
Hispanic	
Two or More Races	
Students with Disabilities	
English Learners	
Economically Disadvantaged	
TSI - Performance Threshold ³	

Overall School Index Value Calculations

Grade Span	Oct 1 Enrollment	Percentage	Points	Weighted
Grades K-6				
Grades 7-12				
Total		100%		

Overall School Index Value

53.06

1. FAY is defined as continuous enrollment from October 1 to the first day of the general assessment window and represents the number of students in the grade span that were enrolled in the school for a full academic year.
2. If the participation rate is less than 95%, the denominator used to calculate % proficient will reflect 95% of the school's full Academic Year students for that content area and grade span.
3. If a school has a student group index value equal to or less than the TSI Performance Threshold, the school is designated as a Targeted Support and Improvement (TSI) School for that student group.
4. Aggregated data (multiple years) used to calculate scores. → Fewer than 5 students tested, data suppressed to maintain student confidentiality.

2. Companion Document

Alaska Department of Education & Early Development

2017-2018 System for School Success

RESOURCE FOR SCHOOL ADMINISTRATORS

System for School Success

Companion Document for School Designations

The purpose of the System for School Success is to help schools and districts measure their performance on key indicators, identify areas for improvement, and target resources and support for all students to receive an excellent education and be prepared for college or a career after high school.

This companion document describes the System for School Success and the data used to calculate school index values. It is designed to describe the components and indicators that contribute to the System for School Success.

The one-page System for School Success school designation report contains general information and school demographics, grade K-6 participation rate, indicators, and the K-6 index value; grade 7-12 participation rate, indicators, and the 7-12 index value; the overall school index value; the school's designation for level of support; and the school index values for the nine different student groups.

General Information
(Location: No. 2, Top of System of School Success Sample Report)
School ID: The unique school identification number for the school.

Name of District/School: The school district name is located on the left side above the tables and the school name is located below the school district name.

Overall School Index Value: Located under district and school name, the Overall School Index Value is the sum of the school's performance points in each indicator with the appropriate weight applied. See Appendix A for the weight of each indicator. If the school includes both the K-6 and 7-12 grade spans, the Overall School Index Value is calculated based on the October 1st enrollment of both grade spans.

In order to receive an Overall School Index Value, a school must have values in at least two indicators. One of these indicators must be one of the following: academic achievement in ELA or Mathematics, growth in ELA or Mathematics, four-year or five-year graduation rate, or English Learner progress.

An indicator can only be calculated if there are data from ten or more students. If available, data from three school years can be aggregated to reach the number of ten or more students. When data has been aggregated to calculate an indicator's value, the value on the Report is followed by an asterisk, "**". See Appendix B for abbreviations and symbols used on the reports.

Schools that do not meet the minimum criteria for an overall school index value are evaluated through a Small School Review process that results in designations at one of the three support levels that all schools receive in the System for School Success.

Support Level: Alaska has established three levels of support for its schools: comprehensive, targeted, and universal. See Appendix C for more information concerning the three levels of support.

School Demographics
(Location: No. 2, Upper right side of System of School Success Sample Report)
Grade Span: Provides the official grade span served by the school, even if there are not currently students enrolled in each grade in the grade span.

2017-2018 FAY Participation Rate Grades 7-12				
Participation Rate	FAY ¹ Grades 7-9	Tested	Rate ²	
7-12	ELA			
	Math			
Indicator	Weight	Value	Weight	Points
Academic Achievement	% Proficient			
	ELA Proficiency	10%		
	Math Proficiency	10%		
Academic Growth	ELA	20%		
	Math	20%		
	English Learner Progress	10%		
School Quality / Student Success	Chronic Absenteeism	10%		
	Four-Year Graduation Rate	15%		
	Five-Year Graduation Rate	5%		
Total Grades 7-12				100%

Overall School Index Value Calculations

Grade Span	Oct 1 Enrollment	Percentage	Points	Weighted
Grades K-6				
Grades 7-12				
Total		100%		

Overall School Index Value

53.06

1. FAY is defined as continuous enrollment from October 1 to the first day of the general assessment window and represents the number of students in the grade span that were enrolled in the school for a full academic year.
2. If the participation rate is less than 95%, the denominator used to calculate % proficient will reflect 95% of the school's full Academic Year students for that content area and grade span.
3. If a school has a student group index value equal to or less than the TSI Performance Threshold, the school is designated as a Targeted Support and Improvement (TSI) School for that student group.
4. Aggregated data (multiple years) used to calculate scores. → Fewer than 5 students tested, data suppressed to maintain student confidentiality.

Three School Designations

1) Comprehensive Support and Improvement (CSI)

- 5% of Title I schools with lowest index score **(16 schools)**
- Graduation rate less than or equal to 2/3 **(67 schools)**
- Three consecutive years as TSI for same subgroup (starts 2021)

2) Targeted Support and Improvement (TSI) **(24 schools)**

- Based on equity gap for any of nine identified subgroups

3) Universal Support

All schools are eligible for a TSI or CSI designation regardless of size.

Subgroups

- African American
- Alaska Native/American Indian
- Asian/Pacific Islander
- Caucasian
- Hispanic
- Two or More Races
- Students with Disabilities
- English Learners
- Economically Disadvantaged

Support for Designated Schools

- Local needs assessment
- Consultation of stakeholders
- Improvement plan responding to reasons for identification and identified needs
- Implementation of Evidence Based Interventions

Support for Designated Schools

(continued)

- **School Improvement process and tool** – Alaska Effective Schools Framework
- **Partnerships for technical assistance and support**
 - Alaska Statewide Mentor Project
 - Alaska Staff Development Network
 - Association of Alaska School Boards
- **School Improvement Coaching and capacity building**
- **School Improvement Grants**
- **Outreach webinars and one-on-one assistance**

Considerations Looking Forward

- Timing of designations in the school year
- Working with small schools
- Establishing evidence-based-practices
- Considering additional Student Success and School Quality indicators

More Considerations

- The accountability system allows us to focus on specific areas of student and system performance and distribute school improvement resources.
- DEED is guided by the mission and vision of the State Board of Education, the Education Challenge initiatives, and the initiatives of district, school, and classroom educators.

Questions?



The following are Reserve Slides for use in responding to technical questions:

Academic Achievement

- Percentage of students with scores proficient or advanced on PEAKS and DLM
 - English language arts
 - Mathematics
- All Students Group
- Participation rate will determine the denominator
- The 80/20 rule will apply to this indicator as well

See page 21 of Alaska's ESSA Plan

Academic Growth

Requirements

- Valid test scores on PEAKS on current and previous year
- Progressed on grade from previous year
- Enrolled in the school for a full academic year

See page 23 of Alaska's ESSA Plan

English Learner Progress

- Applicable to grades 1-12
- Full Academic Year (FAY) students only
- Percentage of FAY students who meet their growth target on ACCESS for ELLs
- Initial growth target depends on the level of proficiency at identification

See page 26 of Alaska's ESSA Plan

Chronic Absenteeism

- Points are based on the percentage of students who are NOT chronically absent
 - K-12 students enrolled in at least half of the school year
- Correspondence schools located in facilities where students are incarcerated do not have chronic absenteeism
- The 80/20 rule does not apply to chronic absenteeism

See page 28 of Alaska's ESSA Plan

Grade 3 ELA Proficiency

- Applies to grade 3 only
- Full Academic Year (FAY) students only
- Percentage of Grade 3 students proficient on the English language arts portion of PEAKS and DLM
- Denominator must include at least 95 percent of FAY students

See page 29 of Alaska's ESSA Plan

Graduation Rate- Four Year

Value Calculation

- Ratio of graduates in the four-year cohort group multiplied by 100

This indicator looks at the number of students who graduated from high school **within four years** of enrolling as ninth graders.

See page 25 of Alaska's ESSA Plan

Graduation Rate- Five Year

Value Calculation

- Ratio of graduates in the five-year cohort group multiplied by 100

This indicator looks at the number of students who graduated from high school **within five years** of enrolling as ninth graders.

See page 25 of Alaska's ESSA Plan

Long-Term Goals and Measures of Interim Progress

See page 15 of Alaska's ESSA Plan

- Reduce by $\frac{1}{2}$ of the percent of students not proficient in ELA and Math
- 90 % graduation rate for 4-year cohort
- 93% graduation rate for 5-year cohort
- 70% of English learners make progress

Measures of Interim Progress are calculated separately for each school



An Excellent Education for Every Student Every Day



Overall School Index Value

- October 1st enrollment data used to calculate overall index value of schools with both K-6 and 7-12 grade spans
- **Requires at least two indicators.**
- One of the two indicators must be one of the following:
 - Academic achievement in ELA or Mathematics,
 - Growth in ELA or Mathematics,
 - Four-year or five-year graduation rate, or
 - English Learner progress

See page 31 of Alaska's ESSA Plan



CSI Designation

- Lowest 5% of Title I Schools – index value
- Graduation Rate equal to or below 66 2/3%
- 3 Consecutive years of a TSI designation for the same subgroups



TSI Designation

- Any one of the nine possible subgroups in a school score within a range of the lowest 5% of designated CSI Schools.



Data Suppression Rules

Minimum *n*-Size

- Ten (10) students are necessary for an indicator to be included in the school's accountability score and designation.

80/20 Rule

- Established to protect student privacy in Alaska's smaller schools.

Value Calculated	Indicator Value
0-20	0
20.01-79.99	Same as value calculated
80-100	100