

Key Performance Indicators

Department of Military and Veterans Affairs

- [Return to Departments](#)
- [Department of Military and Veterans Affairs website](#)

Mission

To provide military forces to accomplish military missions in the state and around the world; provide homeland security and defense; emergency response; veterans' services; and youth military style training and education. AS 26, AS 44.35

Key Performance Indicators

FY19 Authorized as of 10/2/2018 (in thousands)

Department of Military and Veterans Affairs Totals	Funding					Positions		
	UGF Funds	DGF Funds	Other Funds	Federal Funds	Total Funds	Full Time	Part Time	Non Perm
	\$16,969.9	\$28.4	\$10,185.3	\$30,942.9	\$58,126.5	276	2	0

1. Defend and Protect Alaska and the United States

The Alaska National Guard consists of the Air National Guard and the Army National Guard. Both are prepared to provide military support during natural disasters or emergencies to protect life and property, preserve peace and order, and public safety to citizens of Alaska and the United States.

	Funding					Positions		
	UGF Funds	DGF Funds	Other Funds	Federal Funds	Total Funds	Full Time	Part Time	Non Perm
	\$6,741.6	\$27.4	\$5,908.4	\$21,668.7	\$34,346.1	144	1	0

2. Disaster Preparedness/Response and Recovery

The Homeland Security and Emergency Management Division provides disaster relief response, training, education and outreach for preparedness and planning to communities. Our goal is to minimize the effects of disasters and terrorism and assist citizens in the recovery from these events.

	Funding					Positions		
	UGF Funds	DGF Funds	Other Funds	Federal Funds	Total Funds	Full Time	Part Time	Non Perm
	\$3,471.3	\$0.0	\$3,676.3	\$4,745.2	\$11,892.8	62	0	0

3. Youth Intervention

The Alaska Military Youth Academy, Challenge Program, offers at-risk youth the opportunity to become successful citizens. They participate in an academic and vocational learning environment that maximizes their potential for placement in employment, military, education or a combination thereof.

	Funding					Positions		
	UGF Funds	DGF Funds	Other Funds	Federal Funds	Total Funds	Full Time	Part Time	Non Perm
	\$4,808.7	\$1.0	\$515.2	\$4,178.8	\$9,503.7	66	1	0

- **Target: AMYA Graduation Rate**
- **Target: Number of Graduates by Class and Fiscal Year**
- **Target: Number of Cadets Receiving Vocational/Technical Training**
- **Target: Percent of Eligible Cadets Receiving GED or High School Diploma**

4. Outreach to Veterans and Military Families

The Veterans Services office advocates for veterans and their families, provides outreach and supports members in their pursuit of benefits earned, provides assistance to new veterans exiting from military services and families of veterans that find themselves in need.

	Funding					Positions		
	UGF Funds	DGF Funds	Other Funds	Federal Funds	Total Funds	Full Time	Part Time	Non Perm
	\$1,948.3	\$0.0	\$85.4	\$350.2	\$2,383.9	4	0	0

- **Target: Office of Veterans Affairs Outreach Visits**

- **Target: Economic Impact of Alaska Veteran Benefits**
- **Target: Requests for Assistance from Alaska Veterans**
- **Target: Requests for Funeral Honors**
- **Target: Alaska Veterans Enrolled with the Federal Veterans Administration (VA)**

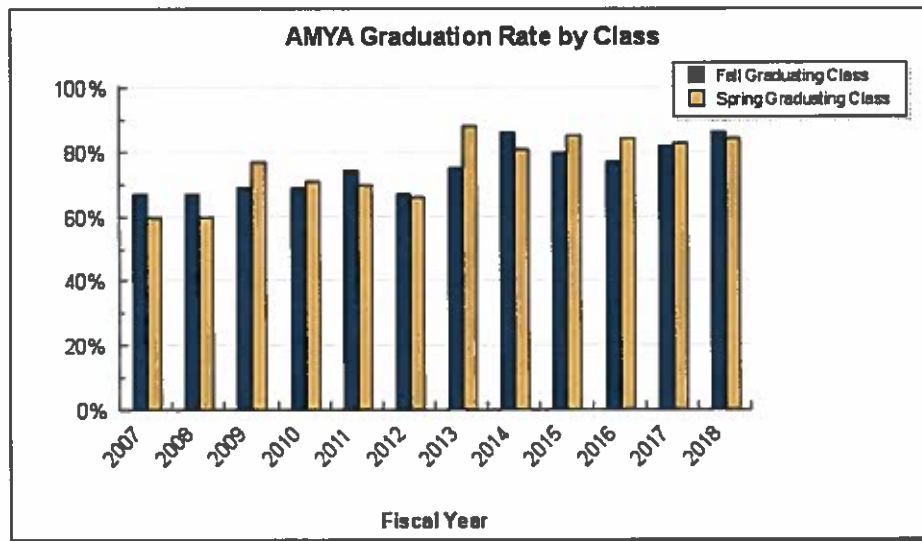
Performance Detail

1: Defend and Protect Alaska and the United States

2: Disaster Preparedness/Response and Recovery

3: Youth Intervention

Target #1: AMYA Graduation Rate

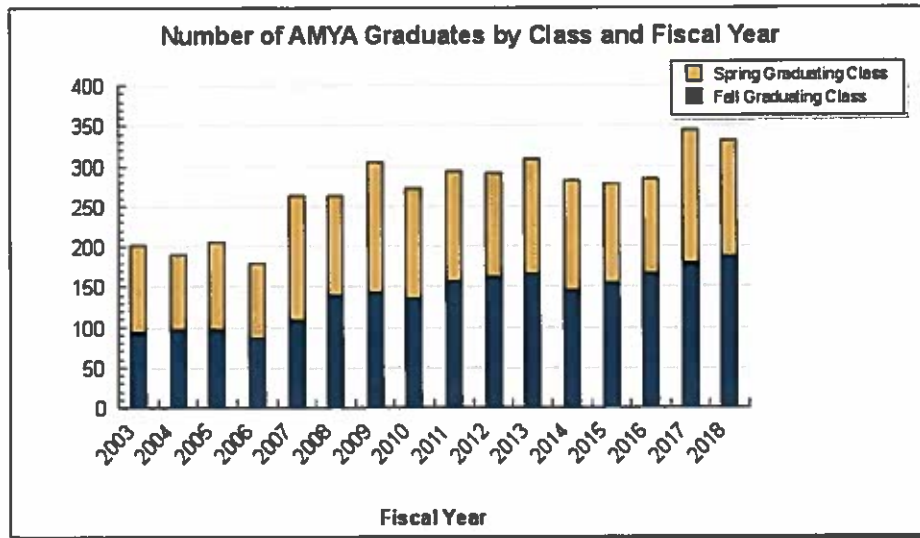


AMYA Graduation Rate by Class

Fiscal Year	Fall Graduating Class	Spring Graduating Class
FY 2018	86%	84%
FY 2017	82%	83%
FY 2016	77%	84%
FY 2015	80%	85%
FY 2014	86%	81%
FY 2013	75%	88%
FY 2012	67%	66%
FY 2011	74%	70%
FY 2010	69%	71%
FY 2009	69%	77%
FY 2008	67%	60%
FY 2007	67%	60%

Related links:

- **Alaska Military Youth Academy**

Target #2: Number of Graduates by Class and Fiscal Year

Methodology: Fall Graduates is AMYA Class 20XX-2 which graduates in the first quarter of the state fiscal year; Spring Graduates is AMYA Class 20XX-1 which graduates in the third quarter of the state fiscal year.

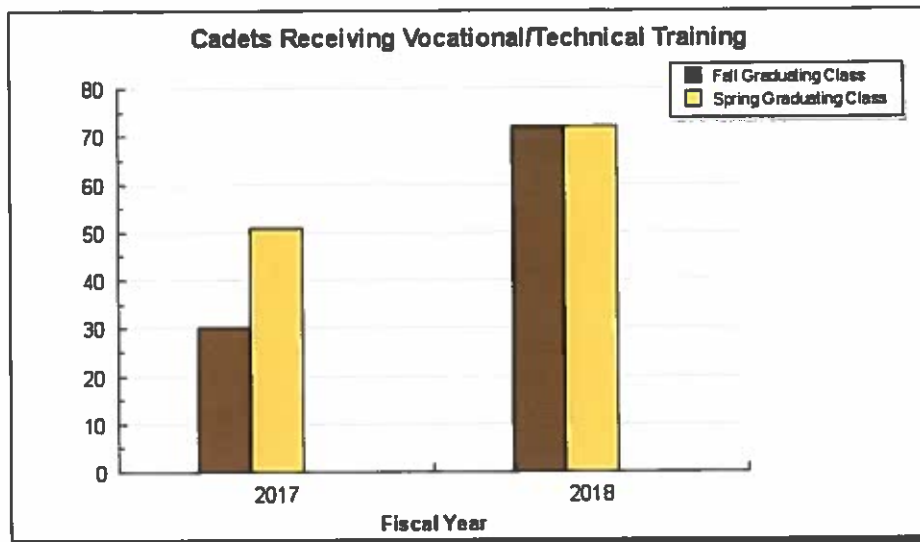
Number of AMYA Graduates by Class and Fiscal Year

Fiscal Year	Fall Graduating Class	Spring Graduating Class
FY 2018	187	144
FY 2017	180	164
FY 2016	165	118
FY 2015	154	124
FY 2014	144	137
FY 2013	165	144
FY 2012	161	130
FY 2011	156	137
FY 2010	136	136
FY 2009	143	161
FY 2008	140	123
FY 2007	109	154
FY 2006	85	94
FY 2005	98	107
FY 2004	97	94
FY 2003	94	107

Related links:

- [Alaska Military Youth Academy](#)

Target #3: Number of Cadets Receiving Vocational/Technical Training



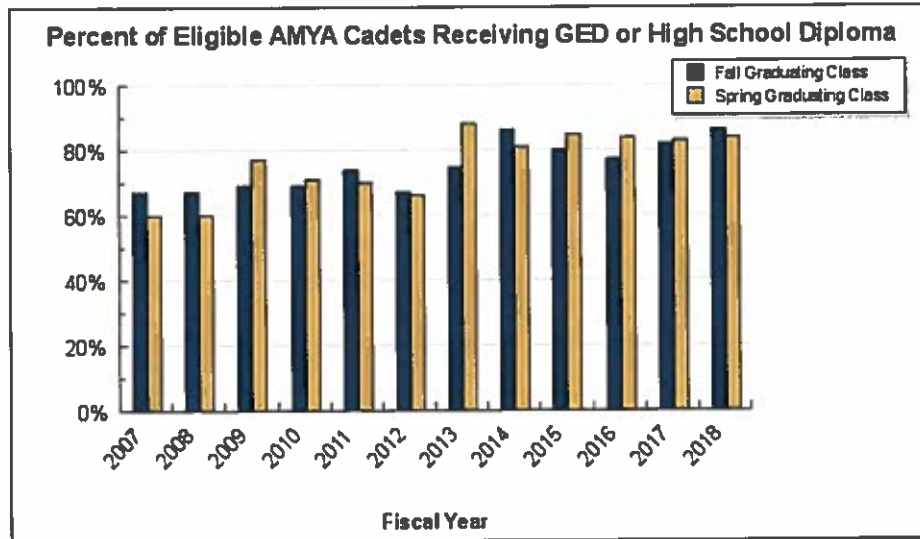
Cadets Receiving Vocational/Technical Training

Fiscal Year	Fall Graduating Class	Spring Graduating Class
FY 2018	72	72
FY 2017	30	51

Related links:

- [Alaska Military Youth Academy](#)

Target #4: Percent of Eligible Cadets Receiving GED or High School Diploma



Methodology: Fall Graduates is AMYA Class 20XX-2 which graduates in the first quarter of the state fiscal year; Spring Graduates is AMYA Class 20XX-1 which graduates in the third quarter of the state fiscal year.

Percent of Eligible AMYA Cadets Receiving GED or High School Diploma

Fiscal Year	Fall Graduating Class	Spring Graduating Class
FY 2018	86%	84%
FY 2017	82%	83%
FY 2016	77%	84%
FY 2015	80%	85%

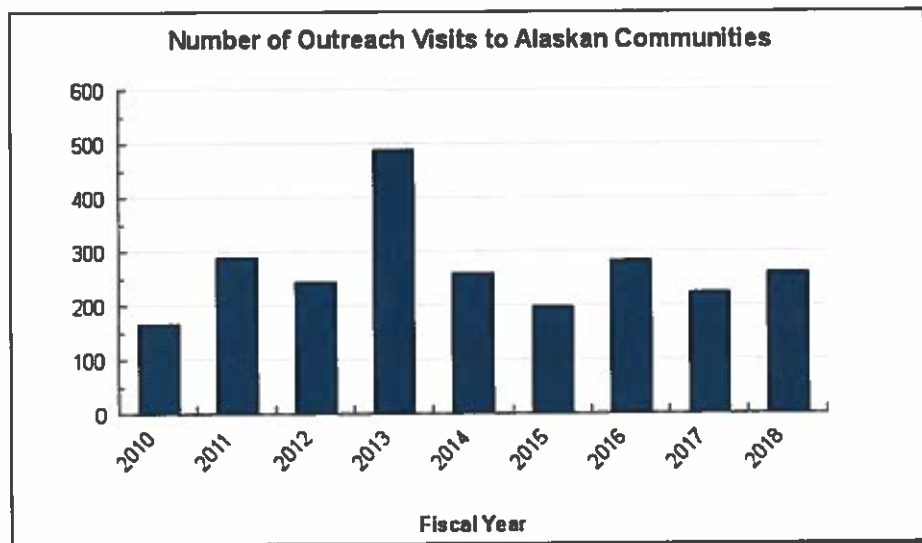
FY 2014	86%	81%
FY 2013	75%	88%
FY 2012	67%	66%
FY 2011	74%	70%
FY 2010	69%	71%
FY 2009	69%	77%
FY 2008	67%	60%
FY 2007	67%	60%

Related links:

- [Alaska Military Youth Academy](#)

4: Outreach to Veterans and Military Families

Target #1: Office of Veterans Affairs Outreach Visits



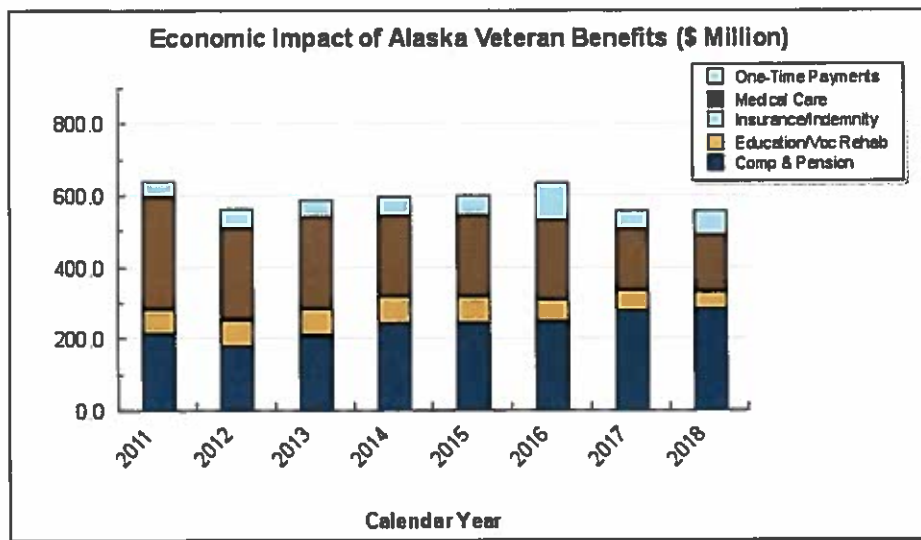
Number of Outreach Visits to Alaskan Communities

Fiscal Year	Outreach Visits
FY 2018	260
FY 2017	222
FY 2016	284
FY 2015	198
FY 2014	261
FY 2013	488
FY 2012	244
FY 2011	288
FY 2010	165

Analysis of results and challenges: 2017 number due to 60% turnover to service officer corps

Related links:

- [Alaska Office of Veterans Services](#)

Target #2: Economic Impact of Alaska Veteran Benefits**Economic Impact of Alaska Veteran Benefits (\$ Million)**

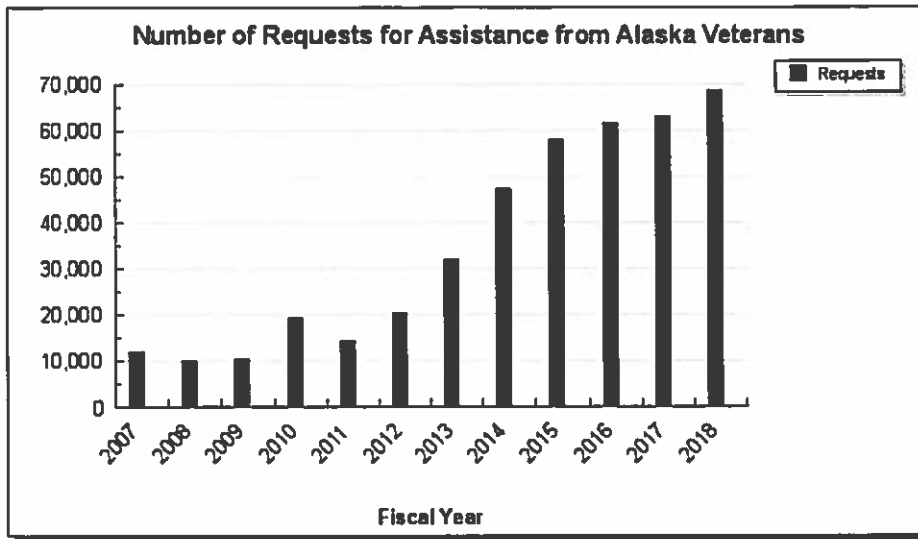
Year	Comp & Pension	Education/Voc Rehab	Insurance/Indemnity	Medical Care	One-Time Payments
2018	281.7	49.1	3.7	153.0	71.3
2017	280.6	53.7	4.2	166.9	51.9
2016	247.5	61.8	3.4	217.7	105.0
2015	244.4	74.0	3.8	222.0	56.4
2014	244.0	74.7	3.8	222.7	51.7
2013	211.2	72.2	2.6	252.2	50.4
2012	178.2	76.0	2.3	252.5	53.2
2011	214.2	69.5	2.4	310.3	43.7

Analysis of results and challenges: Geographic Distribution of VA Expenditures (GDX) report

Related links:

- [Alaska Office of Veterans Affairs](#)

Target #3: Requests for Assistance from Alaska Veterans



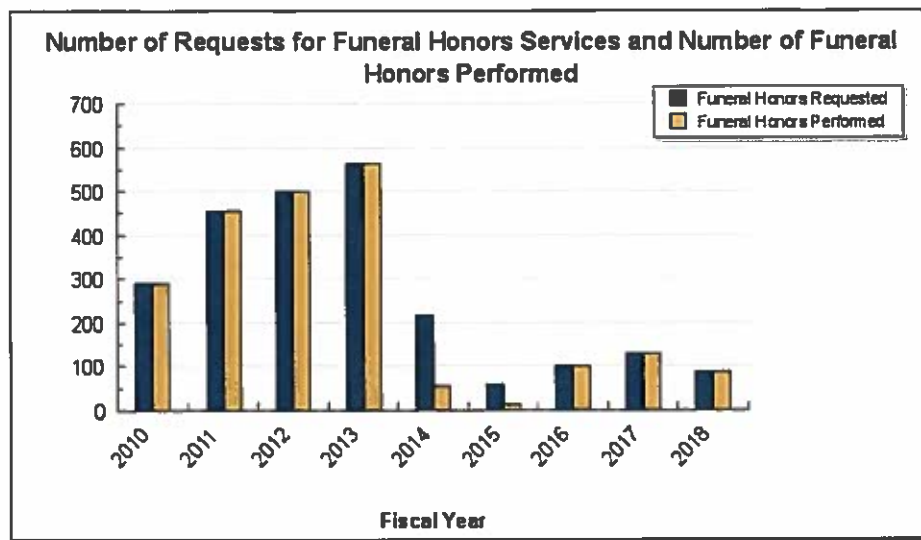
Number of Requests for Assistance from Alaska Veterans

Fiscal Year	Requests
FY 2018	68,719
FY 2017	62,911
FY 2016	61,584
FY 2015	57,989
FY 2014	47,493
FY 2013	32,033
FY 2012	20,253
FY 2011	14,360
FY 2010	19,355
FY 2009	10,500
FY 2008	9,905
FY 2007	11,863

Related links:

- [Alaska Office of Veterans Affairs](#)

Target #4: Requests for Funeral Honors



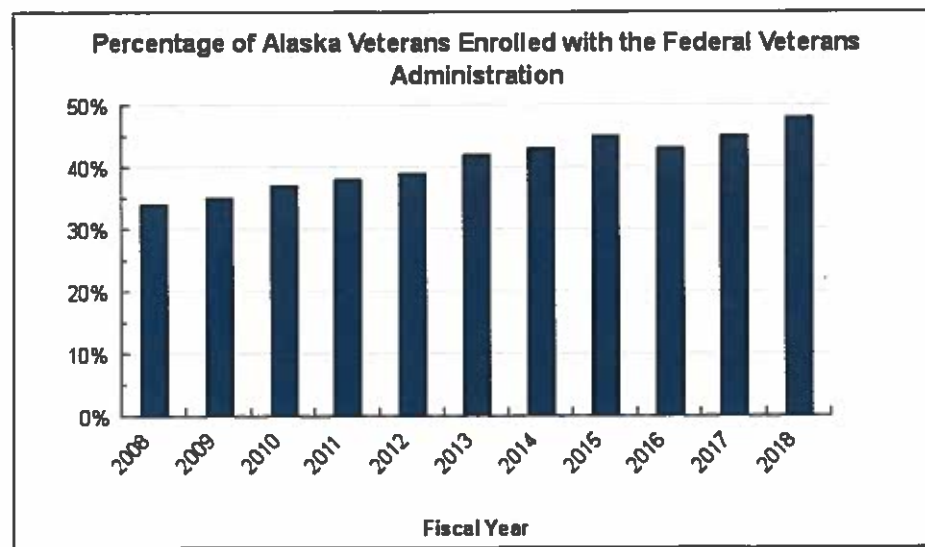
Number of Requests for Funeral Honors Services and Number of Funeral Honors Performed

Fiscal Year	Funeral Honors Requested	Funeral Honors Performed
FY 2018	87	86
FY 2017	128	128
FY 2016	103	101
FY 2015	58	14
FY 2014	217	57
FY 2013	565	565
FY 2012	500	500
FY 2011	455	455
FY 2010	290	290

Related links:

- [Alaska Office of Veterans Affairs](#)

Target #5: Alaska Veterans Enrolled with the Federal Veterans Administration (VA)



Percentage of Alaska Veterans Enrolled with the Federal Veterans Administration

Fiscal Year	Enrolled Veterans
FY 2018	48%
FY 2017	45%
FY 2016	43%
FY 2015	45%
FY 2014	43%
FY 2013	42%
FY 2012	39%
FY 2011	38%
FY 2010	37%
FY 2009	35%
FY 2008	34%

Related links:

- **Alaska Office of Veterans Affairs**

Current as of November 7, 2018

© Copyright 2019, State of Alaska, all rights reserved