

# State of Alaska

## Department of Natural Resources

### *House Finance Subcommittee*

### *Budget Overview*



**Andrew Mack**, Commissioner

**Ed Fogels**, Deputy Commissioner

**Mark Wiggin**, Deputy Commissioner

**Fabienne Peter-Contesse**, Support Services Director

January 23, 2017

# DEPARTMENT OF NATURAL RESOURCES

**Mission – Develop, conserve and maximize the use of Alaska’s natural resources consistent with the public interest.**

## **Core Services & Division Measures**

<https://www.omb.alaska.gov/html/performance/program-indicators.html?p=93>

- Foster responsible commercial development and use of state land and natural resources, consistent with the public interest, for long-term wealth and employment.
- Mitigate threat to the public from natural hazards by providing comprehensive fire protection services on state, private and municipal lands, and through identifying significant geologic hazards.
- Provide access to state lands for public and private use, settlement, and recreation.
- Ensure sufficient data acquisition and assessment of land and resources to foster responsible resource and community development and public safety.

## **Constitutional Authority: Article VIII – Natural Resources**

<http://ltgov.alaska.gov/services/alaskas-constitution/>

## **Full Budgets**

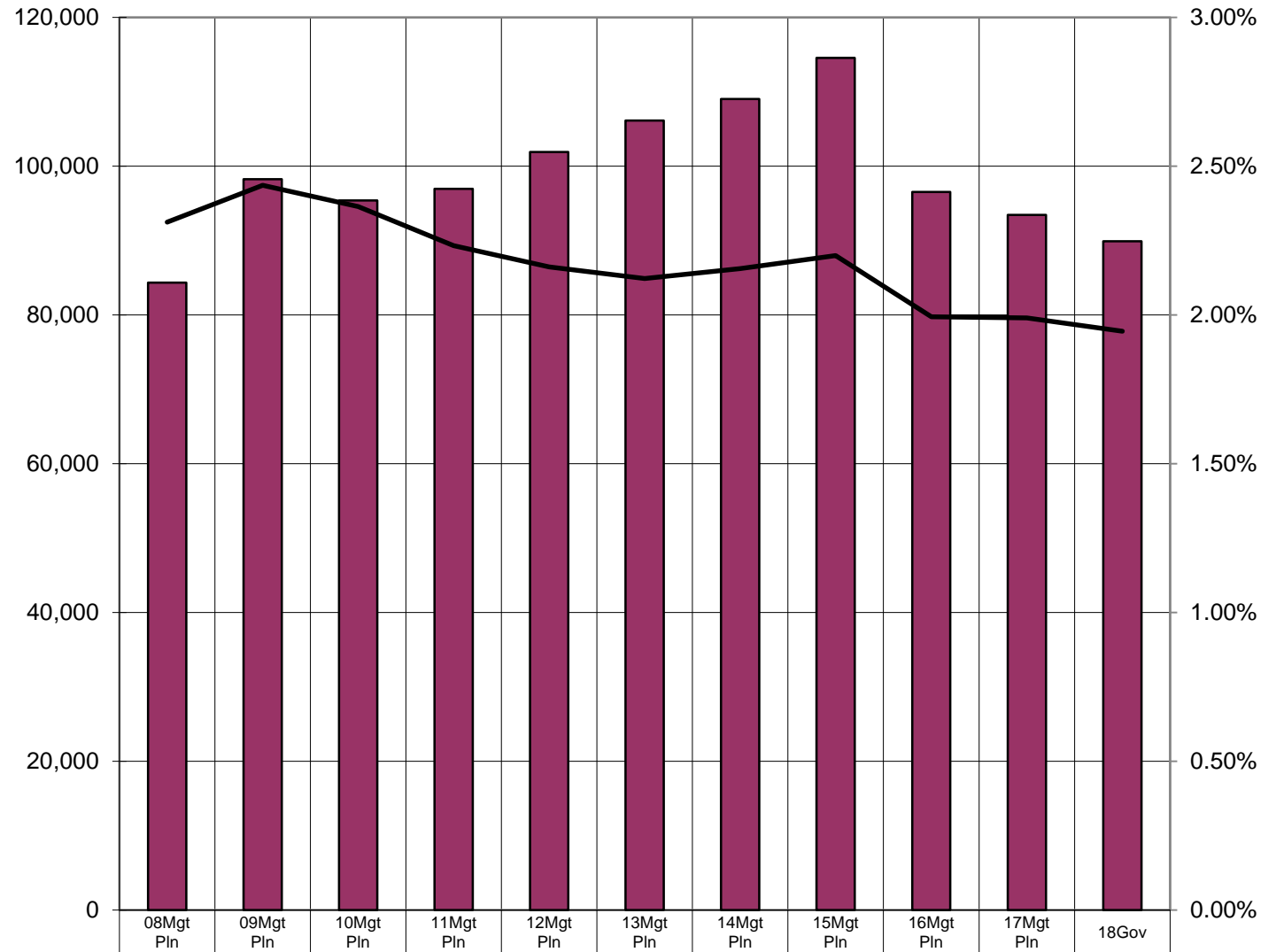
<https://www.omb.alaska.gov/html/budget-report/departments-table.html?dept=DNR&fy=18&type=Proposed>

## Department of Natural Resources Share of Total Agency Operations

(GF Only)  
(\$ Thousands)

DNR's GF budget grew by \$5.5 million between FY08 and the FY18 Gov Budget -- an average annual growth rate of 0.6%.

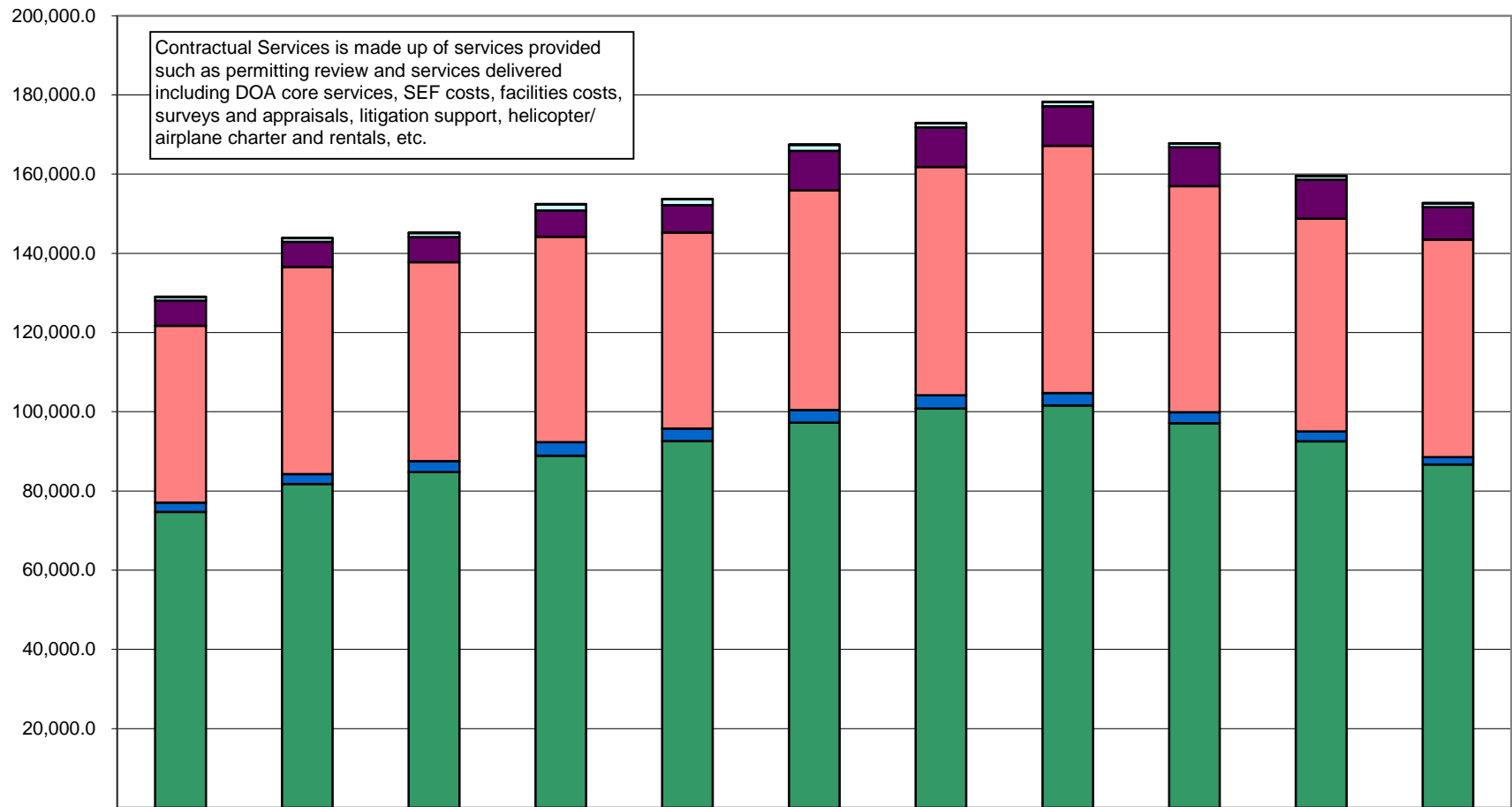
The FY18 Gov GF budget equates to **\$268 per resident worker** (based on 334,628 Alaskan workers).



Total Agency Budget (GF Only)	84,355.0	98,238.3	95,395.8	96,942.3	101,887.3	106,144.4	109,029.5	114,541.3	96,541.9	93,437.6	89,916.4
% of Agency Budget to Total Agencies' Budgets	2.31%	2.44%	2.36%	2.23%	2.16%	2.12%	2.16%	2.20%	1.99%	1.99%	1.94%

The two large line-items are:  
**Personal Services (55%)**  
**Contractual Services (38%)**  
 Together they make up 93% of the FY18 Gov budget.

### Department of Natural Resources Line Items (All Funds) (\$ Thousands)

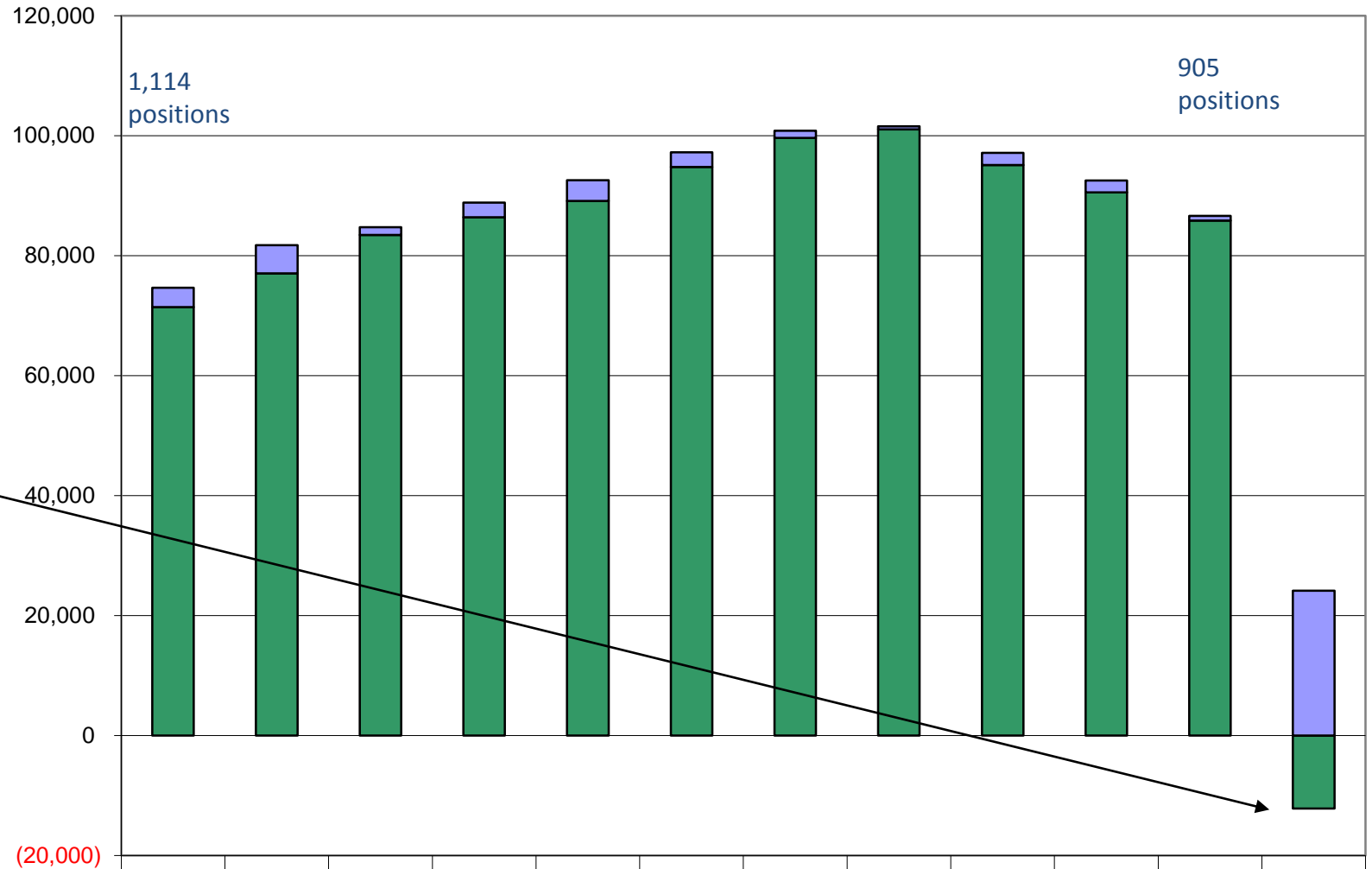


	08MgtPln	09MgtPln	10MgtPln	11MgtPln	12MgtPln	13MgtPln	14MgtPln	15MgtPln	16MgtPln	17MgtPln	18Gov
Grants, Benefits	15.0	15.0	115.0	115.0	115.0	115.0	115.0	115.0	115.0	115.0	115.0
Capital Outlay	916.7	879.7	1,027.7	1,516.7	1,516.7	1,516.7	1,025.7	1,055.5	915.9	915.9	915.9
Commodities	6,352.7	6,355.1	6,347.1	6,696.1	6,864.4	9,990.9	10,046.9	9,995.3	9,873.5	9,831.0	8,256.9
Services	44,693.6	52,290.0	50,187.5	51,858.0	49,541.4	55,423.5	57,599.3	62,454.7	57,065.7	53,720.9	54,887.3
Travel	2,372.1	2,501.9	2,799.1	3,435.8	3,160.9	3,206.3	3,341.3	3,122.4	2,735.6	2,472.3	1,916.9
Personal Services	74,676.6	81,778.7	84,773.2	88,871.3	92,587.1	97,270.1	100,846.8	101,587.5	97,139.6	92,566.9	86,653.6

**Department of Natural Resources**  
**Salary Adjustment Increases and Personal Services Costs**  
 (All Funds)  
 (\$ Thousands)

Personal Services increased by \$12 million between FY08 and FY18Gov--an increase of 16% (1.5% average annual growth).

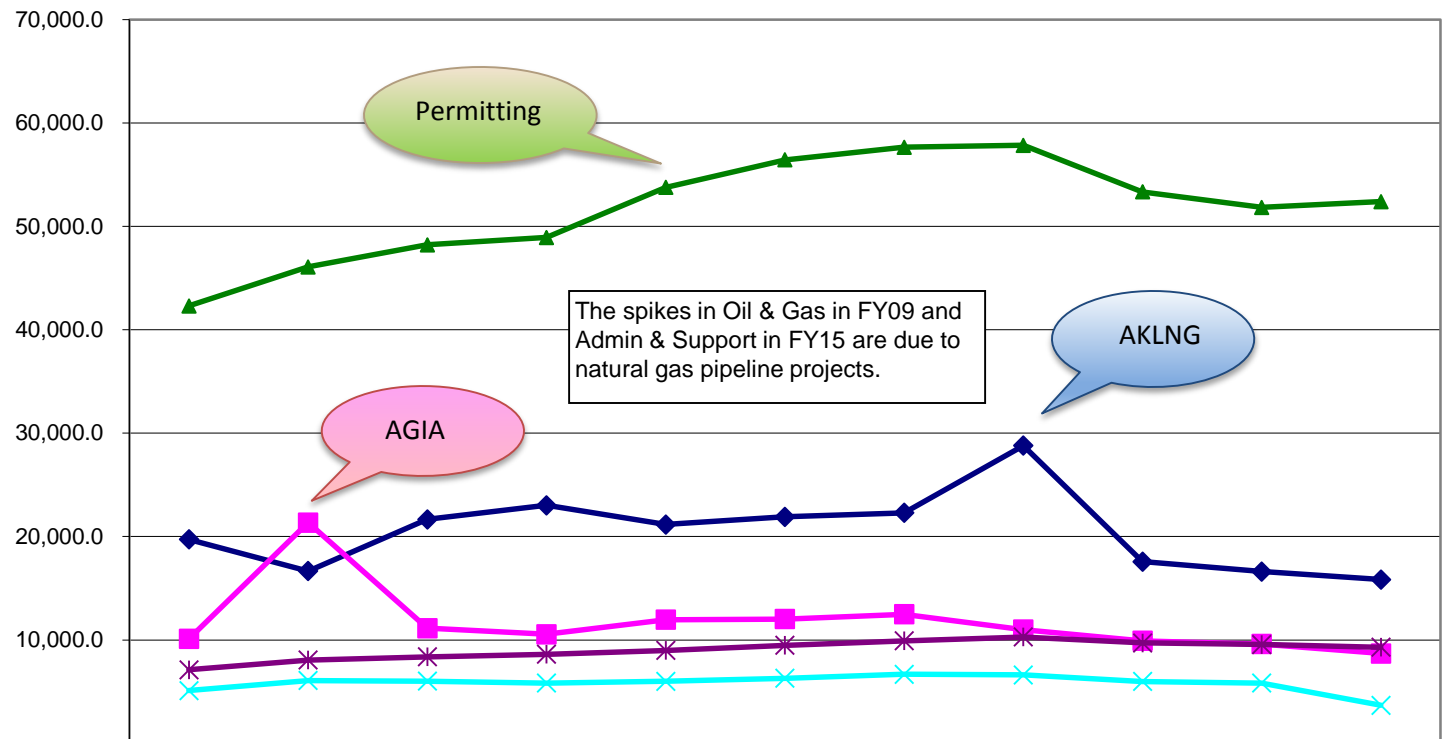
**Summary**  
 The change consists of a \$24 million increase for contractual salary adjustments and a \$12 million *decrease* in non-contractual personal services costs.



	08MgtPI n	09MgtPI n	10MgtPI n	11MgtPI n	12MgtPI n	13MgtPI n	14MgtPI n	15MgtPI n	16MgtPI n	17MgtPI n	18Gov	Summary*
■ Salary Adjustments	3,256.3	4,702.0	1,321.2	2,442.8	3,431.6	2,478.0	1,182.1	495.0	2,021.5	2,021.5	798.1	24,150.1
■ Personal Svcs less Salary Adjustments	71,420.3	77,076.7	83,452.0	86,428.5	89,155.5	94,792.1	99,664.7	101,092.5	95,118.1	90,545.4	85,855.5	(12,173.1)

\* Changes in the personal services line from FY08 to FY18 are segregated into two parts: (1) base increases (primarily due to contractual negotiations) and (2) other personal services increases such as transfers between line items or increases from new positions. The final column sums the two types of changes during the period.

**Appropriations within the Department of Natural Resources  
(GF Only)  
(\$ Thousands)**

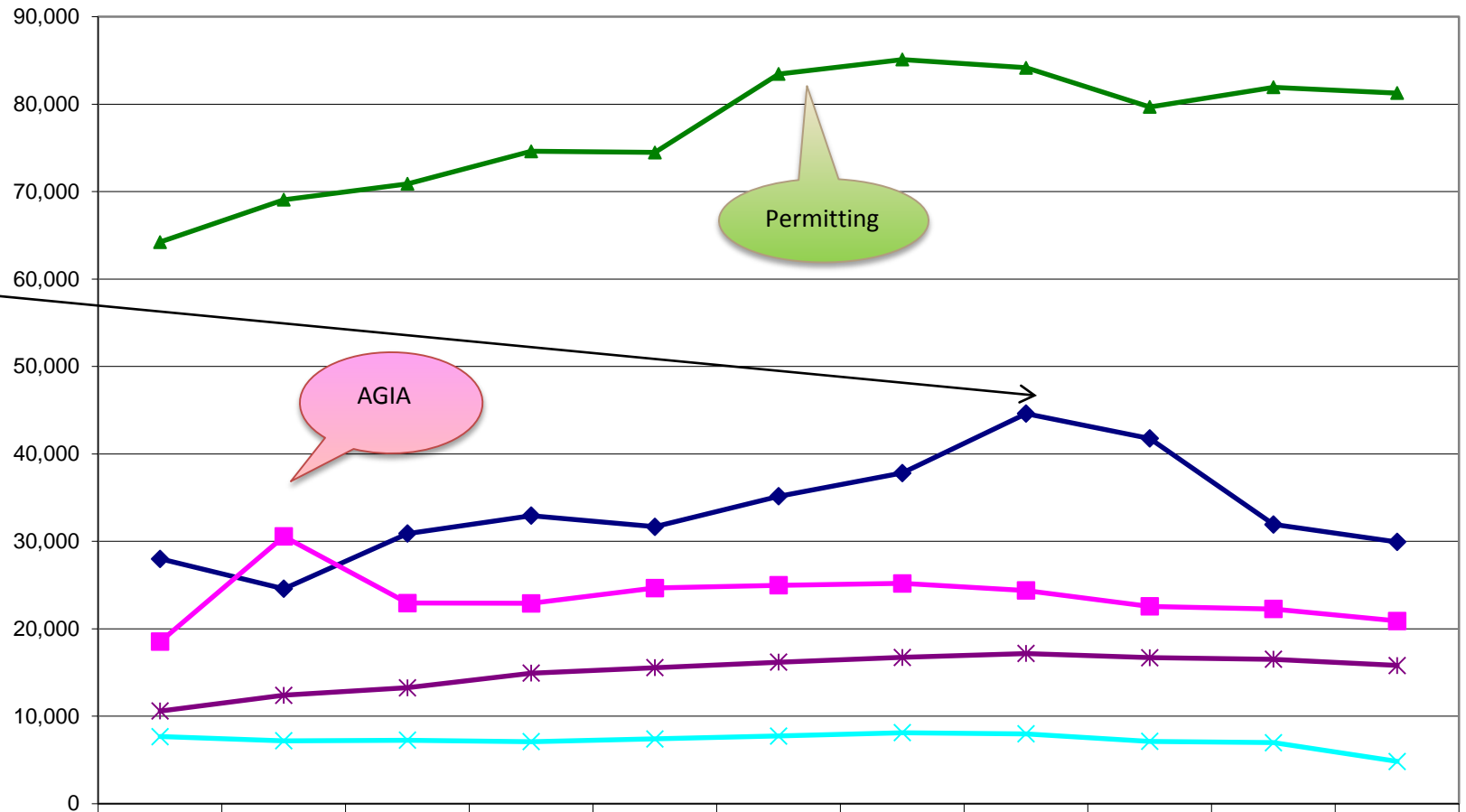


	08Mgt Pln	09Mgt Pln	10Mgt Pln	11Mgt Pln	12Mgt Pln	13Mgt Pln	14Mgt Pln	15Mgt Pln	16Mgt Pln	17Mgt Pln	18Gov
Fire Suppression, Land & Water Resources	42,310.5	46,089.2	48,214.0	48,932.6	53,777.8	56,441.7	57,653.9	57,840.7	53,334.1	51,838.6	52,397.8
Administration & Support	19,729.0	16,656.6	21,657.9	23,017.9	21,163.9	21,905.1	22,293.3	28,795.6	17,581.2	16,611.1	15,838.3
Oil & Gas	10,099.5	21,349.9	11,140.8	10,546.4	11,962.6	12,020.7	12,484.8	10,994.2	9,921.0	9,604.1	8,695.3
Parks & Outdoor Rec.	7,113.1	8,061.6	8,363.8	8,616.0	8,982.0	9,475.9	9,923.4	10,286.5	9,719.0	9,552.8	9,301.7
Agriculture	5,102.9	6,081.0	6,019.3	5,829.4	6,001.0	6,301.0	6,674.1	6,624.3	5,986.6	5,831.0	3,683.3

Note: During the budget cycle for FY12, the budget structure was significantly revised. The number of appropriations increased from four to six, and the number of allocations were reduced from thirty-five to twenty-six. In FY16, the structure was again modified to combine two appropriations. This new structure has been applied retroactively to depict a logical graphical representation.

Appropriations within the Department of Natural Resources  
(All Funds)  
(\$ Thousands)

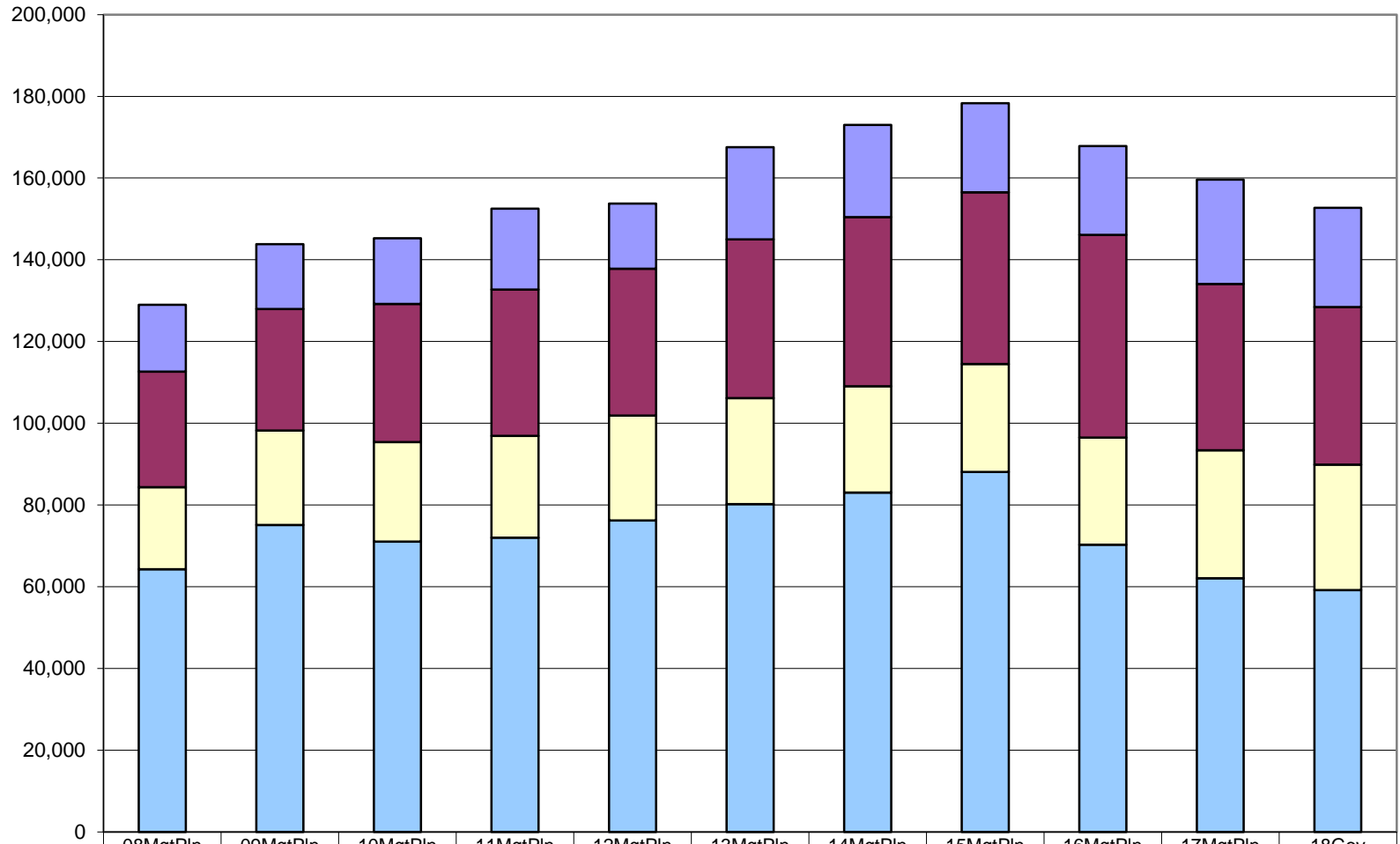
**North Slope Gas Commercialization:**  
FY15: \$10 million  
FY16: \$9 million  
No funding in subsequent years



	08MgtPln	09MgtPln	10MgtPln	11MgtPln	12MgtPln	13MgtPln	14MgtPln	15MgtPln	16MgtPln	17MgtPln	18Gov
Fire Suppression, Land & Water Resources	64,238.2	69,074.8	70,894.9	74,617.1	74,484.0	83,463.2	85,117.1	84,167.4	79,684.3	81,930.7	81,278.2
Administration & Support	28,000.7	24,586.5	30,899.5	32,949.3	31,675.5	35,161.7	37,813.3	44,609.6	41,767.9	31,940.7	29,940.0
Oil & Gas	18,523.7	30,557.2	22,939.3	22,910.2	24,656.4	24,974.0	25,196.7	24,390.4	22,562.4	22,263.3	20,901.8
Parks & Outdoor Rec.	10,599.9	12,403.6	13,254.6	14,929.3	15,556.0	16,184.0	16,723.3	17,179.4	16,701.5	16,516.5	15,799.5
Agriculture	7,664.2	7,198.3	7,261.3	7,087.0	7,413.6	7,739.6	8,124.6	7,983.6	7,129.2	6,970.8	4,826.1

**Department of Natural Resources**  
**Total Funding Comparison by Fund Group**  
 (All Funds)  
 (\$ Thousands)

Between FY08 & FY18Gov:  
 --UGF *decreased* by \$5.1 million (-7.5%)  
 --DGF increased by \$10.6 million (53%)  
 --Other funds increased by \$10.2 million (36%)  
 --Federal Funds increased by \$7.9 million (48%)



Federal Receipts (Fed)	16,392.9	15,835.0	16,054.3	19,782.7	15,961.7	22,555.2	22,546.0	21,819.1	21,757.3	25,506.8	24,320.1
Other State Funds (Other)	28,278.8	29,747.1	33,799.5	35,767.9	35,936.5	38,822.9	41,399.5	41,970.0	49,546.1	40,677.6	38,509.1
Designated General (DGF)	20,053.1	23,133.1	24,337.2	24,931.0	25,647.3	25,931.9	25,986.2	26,468.5	26,251.3	31,321.7	30,694.2
Unrestricted General (UGF)	64,301.9	75,105.2	71,058.6	72,011.3	76,240.0	80,212.5	83,043.3	88,072.8	70,290.6	62,115.9	59,222.2



# DEPARTMENT OF NATURAL RESOURCES

## DIVISION OF AGRICULTURE

### FY2018 GOVERNOR'S BUDGET

By Program	Funding in Thousands	By Fund Category	Positions	Alaskans Served	Recovered From Fees	Importance to Mission	Rating of Effectiveness	Constitutionally Required	Federally Required	Required by Statute
Inspection	608.0	UGF: 376.4 DGF: 1.5 FED: 175.0 Other: 55.0	4	All	9%	Important	2	Supports Article VIII	No	AS 03.05.010
Marketing	805.2	UGF: 310.7 FED: 494.5	4	All		Important	2	Supports Article VIII	No	AS 03.05.010
Administration & Support	829.0	UGF: 333.3 DGF: 495.7	5	All	1%	Beneficial	3	Supports Article VIII	No	AS 03.09.020, AS 03.09.040, AS 03.10.020
Agricultural Land Sales	499.3	DGF: 499.3	2	All		Beneficial	3	Supports Article VIII	No	AS 03.09.050
Farm to Institution	-	-	1	All		Important	2	Supports Article VIII	No	No
Invasive Plant and Pest Program	342.4	UGF: 213.4 FED: 129.0	2	All		Beneficial	3	Supports Article VIII	No	AS 03.05.027
Plant Materials Center Services	939.1	UGF: 702.3 FED: 142.4 Other: 94.4	9	All	3%	Critical	2	Supports Article VIII	No	AS 03.22.010
Plant Materials Center Production	803.1	UGF: 734.0 DGF: 16.6 FED: 52.5	7	All	2%	Critical	2	Supports Article VIII	No	AS 03.22.010
<b>Totals</b>	<b>4,826.1</b>		<b>34</b>							

By Component	TOTAL	UGF	DGF	FED	OTHER	Positions
Agricultural Development	2,245.8	1,020.5	500.8	669.5	55.0	14
Plant Materials Center	2,084.6	1,649.7	16.6	323.9	94.4	18
Agricultural Revolving Loan Fund	495.7		495.7			2
<b>Division of Agriculture</b>	<b>4,826.1</b>	<b>2,670.2</b>	<b>1,013.1</b>	<b>993.4</b>	<b>149.4</b>	<b>34</b>

**DEPARTMENT OF NATURAL RESOURCES  
DIVISION OF AGRICULTURE  
FY2018 GOVERNOR'S BUDGET**

**Agriculture Development (132.0) UGF, (1) PFT**

Reduce Administrative Support - One Administrative Officer position will be eliminated, with duties reassigned to other staff.

**North Latitude Plant Material Center (PMC)**

Restore Funding to FY17 Level \$335.0 UGF.

During SLA 2016, the PMC was reduced by \$335.0 in general funds and then restored as a one-time item. The PMC implemented a 20 percent increase to existing fees, but the estimated revenue of approximately \$10.0 in FY2017 will not replace these funds.

**Agriculture Revolving Loan Fund (ARLF) Program Administration**

Mt. McKinley Meat and Sausage Plant - Remove One Time Item (\$2,047.5) ARLF The Mt. McKinley Meat and Sausage Plant was taken over by the State in the 1980s as a result of a bankruptcy against a state loan, and was operated by the State for three decades. In 2016 after a number of failed attempts to privatize the plant over the years, the division found a private buyer.

# DEPARTMENT OF NATURAL RESOURCES

## DIVISION OF MINING, LAND & WATER

### FY2018 GOVERNOR'S BUDGET

By Program	Funding in Thousands	By Fund Category	Positions	Alaskans Served	Recovered From Fees	Importance to Mission	Rating of Effectiveness	Constitutionally Required	Federally Required	Required by Statute
Realty Services	1,701.2	UGF: 1,156.1 DGF: 188.7 FED: 181.0 Other: 175.4	16	All		Critical	3	Supports Article VIII	No	AS 27; AS 29; AS 38; AS 41; AS 46; AS 19.30.400
Resource Assessment and Development	1,254.3	DGF: 1,173.8 Other: 80.5	11	All		Critical	2	Supports Article VIII	No	AS 27; AS 29; AS 38; AS 41; AS 46; AS 19.30.400
Surveys	2,421.5	UGF: 923.9 DGF: 1,423.3 Other: 74.3	18	All	1.5%	Critical	2	Supports Article VIII	No	AS 27; AS 29; AS 38; AS 41; AS 46; AS 19.30.400
Appraisals	486.5	DGF: 461.5 Other: 25.0	4	All	<1%	Critical	2	Supports Article VIII	No	AS 27; AS 29; AS 38; AS 41; AS 46; AS 19.30.400
Public Access Assertion and Defense	832.5	UGF: 832.5	5	All		Critical	2	Supports Article VIII	No	AS 27; AS 29; AS 38; AS 41; AS 46; AS 19.30.400
Land Sales	1,624.6	UGF: 101.0 DGF: 1,523.6	11	All		Critical	2	Supports Article VIII	No	AS 27; AS 29; AS 38; AS 41; AS 46; AS 19.30.400
Municipal Entitlements	306.9	DGF: 306.9	3	All		Critical	3	Supports Article VIII	No	AS 27; AS 29; AS 38; AS 41; AS 46; AS 19.30.400
Authorizations - Land Regional Offices	6,730.3	UGF: 1,120.1 DGF: 4,831.3 Other: 778.9	61	All	13%	Critical	2	Supports Article VIII	No	AS 27; AS 29; AS 38; AS 41; AS 46; AS 19.30.400
Authorizations - Mining	3,083.9	UGF: 559.7 DGF: 1,907.2 FED: 396.2 Other: 220.8	24	All	15%	Critical	2	Supports Article VIII	Yes	AS 27; AS 29; AS 38; AS 41; AS 46; AS 19.30.400
Authorizations - Water	2,355.4	UGF: 733.8 DGF: 1,171.9 FED: 58.7 Other: 391.0	18	All	5%	Critical	2	Supports Article VIII	Yes	AS 27; AS 29; AS 38; AS 41; AS 46; AS 19.30.400
Safety and Stewardship - Dam Safety	494.3	UGF: 104.9 DGF: 9.6 FED: 75.0 Other: 304.8	2	All	< 1%	Critical	2	Supports Article VIII	No	AS 27; AS 29; AS 38; AS 41; AS 46; AS 19.30.400
Safety and Stewardship - Abandoned Mine Lands	531.9	FED: 531.9	3	All	< 1%	Critical	2	Supports Article VIII	Yes	AS 27; AS 29; AS 38; AS 41; AS 46; AS 19.30.400
Safety and Stewardship - Land Stewardship	469.0	UGF: 312.3 DGF: 151.9 Other: 4.8	3	All	< 1%	Critical	2	Supports Article VIII	No	AS 27; AS 29; AS 38; AS 41; AS 46; AS 19.30.400
Shared Services	4,989.9	UGF: 274.0 DGF: 3,816.8 Other: 899.1	28	All		Important	2	Supports Article VIII	No	AS 38
<b>Component Totals</b>	<b>27,282.2</b>		<b>207</b>							

By Component	TOTAL	UGF	DGF	FED	OTHER	Positions
<b>Division of Mining, Land &amp; Water</b>	<b>27,282.2</b>	<b>6,118.3</b>	<b>16,966.5</b>	<b>1,242.8</b>	<b>2,954.6</b>	<b>207</b>

# DEPARTMENT OF NATURAL RESOURCES

## DIVISION OF MINING, LAND & WATER

### FY2018 GOVERNOR'S BUDGET

#### **Mining, Land & Water (535.0) UGF, +1,385.0 DGF, (4) PFT**

##### **(78.0) Municipal Entitlements Reduction; delete 1 position**

The Municipal Entitlements section assists municipal governments on reviewing, identifying and issuing their land entitlements. This decrement reduces the section from four staff to three.

##### **(39.0) Consolidate Facility Lease**

Office space in the Anchorage Atwood Building will be consolidated, reducing the division's lease costs.

##### **(342.0) Mapping & Project Solutions (MAPS) Program Reorganization; delete 3 positions**

The MAPS IT Services section will be eliminated and the duties will be absorbed by other staff. The unit conducts GIS training and creates GIS maps and mapping tools.

##### **(76.0) Denali Block Program Reduction**

The Denali Block is an area of public land along the Denali Highway between Paxson and Cantwell. This decrement will reduce state management of the area, such as the development of new trails, parking, and infrastructure.

##### **+1,385.0 DGF Unified Permit Program**

This increment of \$1,385.0 GF/Program Receipts for the final phase of the Unified Permit program will support seven PCNs that are currently funded through CIP receipts. This phase will build out the Water Rights processes, complete legacy scanning, and transition into ongoing operations and maintenance of the system. Earlier phases transitioned the division to an electronic permitting system. This phase will decrease permitting backlogs by making the permitting process more efficient. The Division of Mining, Land & Water already collects Program Receipts in excess of the amount used in the budget. The ongoing cost will decrease to \$819.3 after FY19 and \$469.3 after FY21.

# DEPARTMENT OF NATURAL RESOURCES

## DIVISION OF FORESTRY

### FY2018 GOVERNOR'S BUDGET

By Program	Funding in Thousands	By Fund Category	Positions	Alaskans Served	Recovered From Fees	Importance to Mission	Rating of Effectiveness	Constitutionally Required	Federally Required	Required by Statute
Cooperative Forestry	1,065.9	FED: 1,065.9	7	All	0%	Important	2	Supports Article VIII	No	No
Fire Activity	19,433.4	UGF: 5,973.0 FED: 11,960.4 Other: 1,500.0	-	All	0%	Critical	2	Supports Article VIII	No	AS 41.15.010
Fire Preparedness	17,659.2	UGF: 14,910.9 FED: 1,494.5 Other: 1,253.8	186	All	0%	Critical	2	Supports Article VIII	No	AS 41.15.010
Fire Prevention	491.8	UGF: 491.8	9	All	0%	Critical	2	Supports Article VIII	No	AS 41.15.040
Forest Management	4,022.0	UGF: 2,053.6 DGF: 994.3 FED: 183.5 Other: 790.6	26	All	0%	Critical	3	Supports Article VIII	No	AS 41.17.010 AS 41.17.200
Forest Practices	227.5	UGF: 227.5	2	All	0%	Critical	2	Supports Article VIII	No	AS 41.17.010
Tongass	1,100.0	FED: 1,100.0	5	All	0%	Important	2	Supports Article VIII	No	No
Forestry Inventory and Analysis	1,100.0	FED: 1,100.0	-	All	0%	Important	2	Supports Article VIII	No	No
Administration & Grants	583.1	UGF: 583.1	3	All	0%	Critical	2	Supports Article VIII	No	No

**Totals**

**45,682.9**

**238**

By Component	TOTAL	UGF	DGF	FED	OTHER	Positions
Forest Mgmt & Development	7,515.4	2,281.1	994.3	3,449.4	790.6	40
Fire Suppression Preparedness	18,734.1	15,985.8		1,494.5	1,253.8	198
Fire Suppression Activity	19,433.4	5,973.0		11,960.4	1,500.0	-

**Division of Forestry**

**45,682.9**

**24,239.9**

**994.3**

**16,904.3**

**3,544.4**

**238**

# DEPARTMENT OF NATURAL RESOURCES

## OFFICE OF PROJECT MANAGEMENT & PERMITTING

### FY2018 GOVERNOR'S BUDGET

By Program	Funding in Thousands	By Fund Category	Positions	Alaskans Served	Recovered From Fees	Importance to Mission	Rating of Effectiveness	Constitutionally Required	Federally Required	Required by Statute
Compensatory Mitigation Program	200.0	UGF: 200.0	2	All	0%	Critical	2	Supports Article VIII	No	No
Coordinated Review of Federal Plans & Activities	236.1	UGF: 236.1	2	All	0%	Critical	2	Supports Article VIII	No	No
Natural Resource Damage Assessment Program & Federal Land Acquisition Grants	269.6	FED: 269.6	2	All	0%	Important	2	Supports Article VIII	No	No
Alaska Geospatial Council	150.0	Other: 150.0	1	All	0%	Critical	2	Supports Article VIII	No	No
Large Project Coordination	6,217.3	UGF: 404.2 Other: 5,813.1	7	All	0%	Critical	2	Supports Article VIII	No	No
<b>Component Totals</b>	<b>7,073.0</b>		<b>14</b>							

By Component	TOTAL	UGF	DGF	FED	OTHER	Positions
Office of Project Management & Permitting	7,073.0	840.3	-	269.6	5,963.1	14

# DEPARTMENT OF NATURAL RESOURCES

## DIVISION OF PARKS & OUTDOOR RECREATION

### FY2018 GOVERNOR'S BUDGET

By Program	Funding in Thousands	By Fund Category	Positions	Alaskans Served	Recovered From Fees	Importance to Mission	Rating of Effectiveness	Constitutionally Required	Federally Required	Required by Statute
Director's Office and Support	2,000.3	UGF: 101.0 DGF: 1,699.3 Other: 200.0	12	All		Important	2	Supports Article VIII	No	No
Design & Construction	1,926.6	DGF: 280.0 Other: 1,646.6	15	All		Beneficial	2	Supports Article VIII	No	No
Field Operations	7,567.9	UGF: 1,879.5 DGF: 4,892.8 Other: 795.6	112	All	49%	Critical	2	Supports Article VIII	No	AS 41.21.020
Office of Boating Safety	1,750.0	FED: 1,450.0 Other: 300.0	4	All		Beneficial	2	Supports Article VIII	No	No
Office of History and Archaeology	2,404.7	UGF: 433.3 DGF: 15.8 FED: 1,112.7 Other: 842.9	20	All		Critical	2	Supports Article VIII	No	AS 41.35
Alaska State Trails Program	150.0	Other: 150.0	2	All		Beneficial	2	Supports Article VIII	No	No
<b>Totals</b>	<b>15,799.5</b>		<b>165</b>							

By Component	TOTAL	UGF	DGF	FED	OTHER	Positions
Parks & Outdoor Recreation	13,393.1	1,977.1	6,872.1	1,455.3	3,088.6	145
Office of History & Archaeology	2,406.4	436.7	15.8	1,107.4	846.5	20
<b>Division of Parks &amp; Outdoor Recreation</b>	<b>15,799.5</b>	<b>2,413.8</b>	<b>6,887.9</b>	<b>2,562.7</b>	<b>3,935.1</b>	<b>165</b>

**DEPARTMENT OF NATURAL RESOURCES  
DIVISION OF PARKS & OUTDOOR RECREATION  
FY2018 GOVERNOR'S BUDGET**

**Parks & Outdoor Recreation (328.4) UGF/DGF, (1) PFT, (2) PPT, (7) NPs**

**Not Restoring Parks One-Time Increment – Northern Region Impacts**

The FY2017 budget made \$328.4 of the Parks budget a one-time increment (IncOTI) (\$241.2 UGF and \$87.2 DGF). The Governor's FY2018 request does not restore this funding, which will result in reduced staffing in the Delta Junction region and passive management of Fielding Lake and Donnelly Creek State Recreation Sites.

**(500.0) UGF, +500.0 DGF – Generate Program Receipts from Increased Park Fees**

Across-the-board fee increases are estimated to bring in an additional \$933.0 in revenue in FY2018. The Governor's budget will utilize \$500.0 of this to replace UGF.



# DEPARTMENT OF NATURAL RESOURCES

## DIVISION OF SUPPORT SERVICES

### FY2018 GOVERNOR'S BUDGET

By Component	Funding in Thousands	By Fund Category	Positions	Alaskans Served	Recovered From Fees	Importance to Mission	Rating of Effectiveness	Constitutionally Required	Federally Required	Required by Statute
Information Resource Management	4,386.4	UGF: 3,230.5 Other: 1,155.9	-	All		Critical	2	Supports Article VIII	No	No
Recorder's Office/ Uniform Commercial Code	3,795.4	DGF: 3,795.4	38	All	100%	Critical	2	Supports Article VIII	No	AS 40.17
Administrative Services	3,544.6	UGF: 2,345.1 Other: 1,199.5	28	All		Important	2	Supports Article VIII	No	AS 37.05
<b>Totals</b>	<b>11,726.4</b>		<b>66</b>							

By Division	TOTAL	UGF	DGF	FED	OTHER	Positions
<b>Support Services Division</b>	<b>11,726.4</b>	<b>5,575.6</b>	<b>3,795.4</b>	-	<b>2,355.4</b>	<b>66</b>

**DEPARTMENT OF NATURAL RESOURCES  
DIVISION OF SUPPORT SERVICES  
FY2018 GOVERNOR'S BUDGET**

**Support Services Division (768.4) UGF/DGF, (6) PFT, (1) PPT**

**Recorder's Office/Uniform Commercial Code**

(750.0) DGF Recorder's Office Consolidation and Efficiencies; delete 7 positions

This continues a consolidation process in the Recorder's Office begun in FY16. With electronic recording fewer offices and staff are needed. This will eliminate positions in Kenai, Palmer, Fairbanks, and Juneau, but the impact to the public will be minimal as offices remain open in those cities. While the reduction is DGF, unspent program receipts will lapse to the general fund, revenue will remain unaffected, increasing UGF revenue and reducing the budget deficit.

**Information Resource Management**

Transfer 34 positions to Office of Information Technology for IT Consolidation; funding remains in DNR.

**Administrative Services**

Transfer 3 positions to Shared Services of Alaska (SSoA), (18.4) UGF. This cut represents 10% of the transferred positions with the remaining 90% moved to the contractual line to fund Reimbursable Services Agreements with the SSoA.

# DEPARTMENT OF NATURAL RESOURCES

## OTHER COMPONENTS

### FY2018 GOVERNOR'S BUDGET

By Component	Funding in Thousands	By Fund Category	Positions	Alaskans Served	Recovered From Fees	Importance to Mission	Rating of Effectiveness	Constitutionally Required	Federally Required	Required by Statute
Commissioner's Office	1,689.2	UGF: 1,180.7 Other: 508.5	9	All		Critical	2	Supports Article VIII	No	No
Public Information Center	600.5	UGF: 527.3 DGF: 20.0 Other: 53.2	5	All		Important	2	Supports Article VIII	No	No
EVOS Trustee Council Projects	133.0	Other: 133.0	-	All		Important	2	Supports Article VIII	No	AS 37.14.400
Mental Health Trust Land Office	4,463.2	Other: 4,463.2	19	All		Critical	2	Supports Article VIII	AK Mental Health Enabling Act	AS 38.05.801 AS 44.37.50
Facilities Maintenance	2,717.9	UGF: 2,717.9	-	All		Important	2	Supports Article VIII	No	No
Interdepartmental Chargebacks	1,536.8	UGF: 1,181.1 Other: 355.7	-	All		Important	2	Supports Article VIII	No	No
<b>Totals</b>	<b>11,140.6</b>		<b>33</b>							

By Component	TOTAL	UGF	DGF	FED	OTHER	Positions
<b>Other Components Total</b>	<b>11,140.6</b>	<b>5,607.0</b>	<b>20.0</b>	<b>-</b>	<b>5,513.6</b>	<b>33</b>

# DEPARTMENT OF NATURAL RESOURCES

## DIVISION OF OIL & GAS

### FY2018 GOVERNOR'S BUDGET

By Program	Funding in Thousands	By Fund Category	Positions	Alaskans Served	Recovered From Fees	Importance to Mission	Rating of Effectiveness	Constitutionally Required	Federally Required	Required by Statute
Asset Management	1,175.9	UGF: 764.6 Other: 411.3	9	All		Critical	2	Supports Article VIII	No	AS 38.05
Audit	1,490.4	UGF: 805.6 FED: 247.1 Other: 437.7	9	All		Important	2	Supports Article VIII	No	AS 38.05
Permitting	1,031.5	UGF: 556.2 DGF: 183.3 Other: 292.0	8	All	18%	Critical	2	Supports Article VIII	No	AS 38.05
Resource Evaluation	3,368.7	UGF: 2,154.7 Other: 1,214.0	17	All		Critical	2	Supports Article VIII	No	AS 38.05
Commercial	1,513.0	UGF: 1,143.5 Other: 369.5	6	All		Critical	2	Supports Article VIII	No	AS 38.05
Royalty Accounting	723.4	UGF: 465.3 Other: 258.1	5	All		Critical	2	Supports Article VIII	No	AS 38.05
State Pipeline Coordinator	8,150.0	DGF: 453.3 Other: 7,696.7	24	All		Critical	2	Supports Article VIII	No	AS 38.35
Unit Section	811.9	UGF: 529.3 Other: 282.6	5	All		Critical	2	Supports Article VIII	No	AS 38.05
Shared Services	2,487.0	UGF: 1,588.1 DGF: 51.4 Other: 847.5	18	All		Important	2	Supports Article VIII	No	AS 38.05
Cook Inlet	150.0	Other: 150.0	-			Status quo		No	No	No

**Component Totals 20,901.8**

**101**

By Component	TOTAL	UGF	DGF	FED	OTHER	Positions
Division of Oil & Gas	20,901.8	8,007.3	688.0	247.1	11,959.4	101

DEPARTMENT OF NATURAL RESOURCES  
DIVISION OF OIL & GAS  
FY2018 GOVERNOR'S BUDGET

**Oil and Gas (870.0) UGE, (6) PFT**

Division Consolidation to Manage Oil and Gas Resources

This decrement continues a consolidation in the Division of Oil & Gas over the past two years due to declining budgets. The reorganization further consolidates the division, including Best Interest Findings through lease sales, and units and participating area management functions. As a result of this reduction the lease sale schedule may be affected, potentially leading to less acreage available on an annual basis. Many unit management processes follow timelines mandated in statute and regulation, significant effort will be needed to assure that the work is completed timely without diminishing the thoroughness of analyses. may reduce the number of lease areas available each year, as well as less ability to draft comments on federal actions.

# DEPARTMENT OF NATURAL RESOURCES

## DIVISION OF GEOLOGICAL & GEOPHYSICAL SURVEYS

### FY2018 GOVERNOR'S BUDGET

By Program	Funding in Thousands	By Fund Category	Positions	Alaskans Served	Recovered From Fees	Importance to Mission	Rating of Effectiveness	Constitutionally Required	Federally Required	Required by Statute
Energy Resources	1,169.3	UGF: 522.1 FED: 234.9 Other: 412.3	7	All	0%	Critical	2	Supports Article VIII	No	AS 41.08.020
Mineral Resources	735.4	UGF: 435.3 FED: 28.0 Other: 272.1	9	All	0%	Critical	2	Supports Article VIII	No	AS 41.08.020
Engineering Geology	1,732.0	UGF: 603.8 FED: 190.6 Other: 937.6	8	All	0%	Critical	2	Supports Article VIII	No	AS 41.08.017 AS 41.08.020
Volcanology	1,480.0	FED: 1,480.0	5	All	0%	Critical	2	Supports Article VIII	No	AS 1.08.017 AS 41.08.020
Geologic Materials Center	852.0	UGF: 419.0 DGF: 319.0 Other: 113.9	3	All	0%	Critical	2	Supports Article VIII	No	AS 41.08.020
Geologic Communication	1,257.6	UGF: 840.6 DGF: 10.0 FED: 166.7 Other: 240.3	10	All	0%	Critical	2	Supports Article VIII	No	AS 41.08.017 AS 41.08.020 AS 41.08.030
Administration & Grants	1,086.8	UGF: 928.9 Other: 157.9	5	All	0%	Important	2	Supports Article VIII	No	AS 41.08.010 AS 41.08.015 AS 41.08.040
<b>Totals</b>	<b>8,313.1</b>		<b>47</b>							

By Component	TOTAL	UGF	DGF	FED	OTHER	Positions
<b>Division of Geological and Geophysical Surveys</b>	<b>8,313.1</b>	<b>3,749.8</b>	<b>329.0</b>	<b>2,100.2</b>	<b>2,134.1</b>	<b>47</b>

**DEPARTMENT OF NATURAL RESOURCES  
DIVISION OF GEOLOGICAL & GEOPHYSICAL SURVEYS  
FY2018 GOVERNOR'S BUDGET**

**Geological & Geophysical Surveys (486.0) UGF, (2) PFT**

(226.0) Reduce Geologic Publications and Data Distribution Capacity; delete 1 position

This decrement will eliminate a Publications Specialist position and reduce contractual services and the purchase of supplies.

(120.0) Delete Geologist III (10-2236) at the Geologic Materials Center

Due to the current low level of oil and gas exploration in Alaska, this decrement will have minimal impact to the public.

(90.0) Reduce Mineral Resources Section Field Analyses and Equipment This decrement will cut funding for assessing Alaska lands for minerals and metals.

(50.0) Reduce Travel to Industry Meetings and for Inter-Agency Coordination

The division will no longer travel to meetings and conferences, including trade shows intended to attract mineral and energy companies to the state.

(234.0) UGF, +234.0 DGF - Generate New Program Receipts from new Geologic Materials Center Fees

New fees for use of the Geologic Materials Center authorized by Chapter 27, SLA 2016 (SB 170) are estimated to bring in an additional \$234.0 in GF/Program Receipts, reducing UGF by the same amount.

# THANK YOU

**Andrew T. Mack**

Commissioner

[andy.mack@alaska.gov](mailto:andy.mack@alaska.gov)

(907) 269-8431

**Ed Fogels**

Deputy Commissioner

[ed.fogels@alaska.gov](mailto:ed.fogels@alaska.gov)

(907) 269-8431

**Mark Wiggin, Deputy Commissioner**

[mark.wiggin@alaska.gov](mailto:mark.wiggin@alaska.gov)

(907) 269-8431

**Fabienne Peter-Contesse**

Support Services Director

[fabienne.peter-contesse@alaska.gov](mailto:fabienne.peter-contesse@alaska.gov)

(907) 465-2422

