

Alaska Department of Fish & Game

Division of Sport Fish

FY 2018 Budget Overview



February 2, 2017

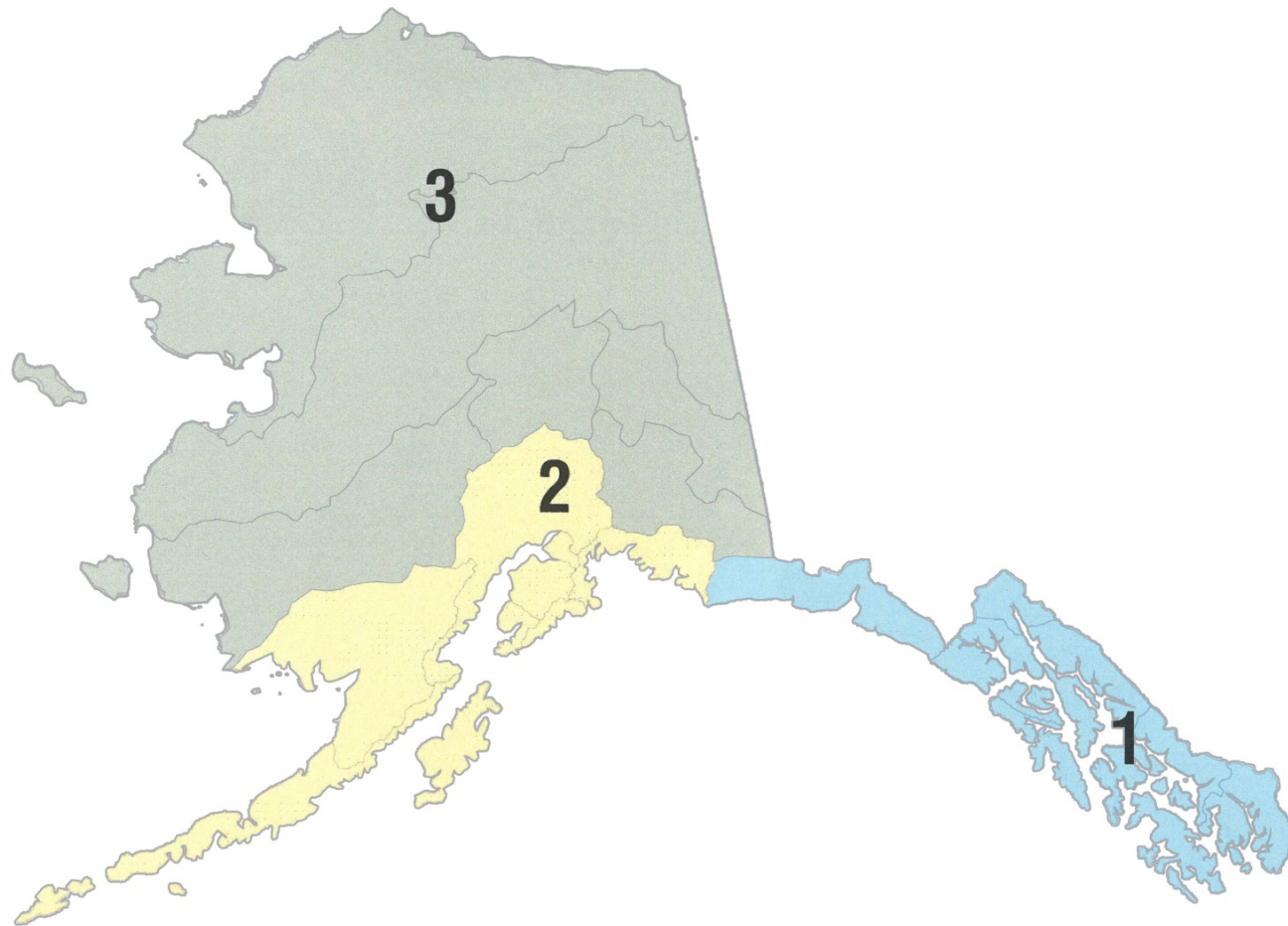
Mission Statement

To protect and improve the state's sport fisheries resources.

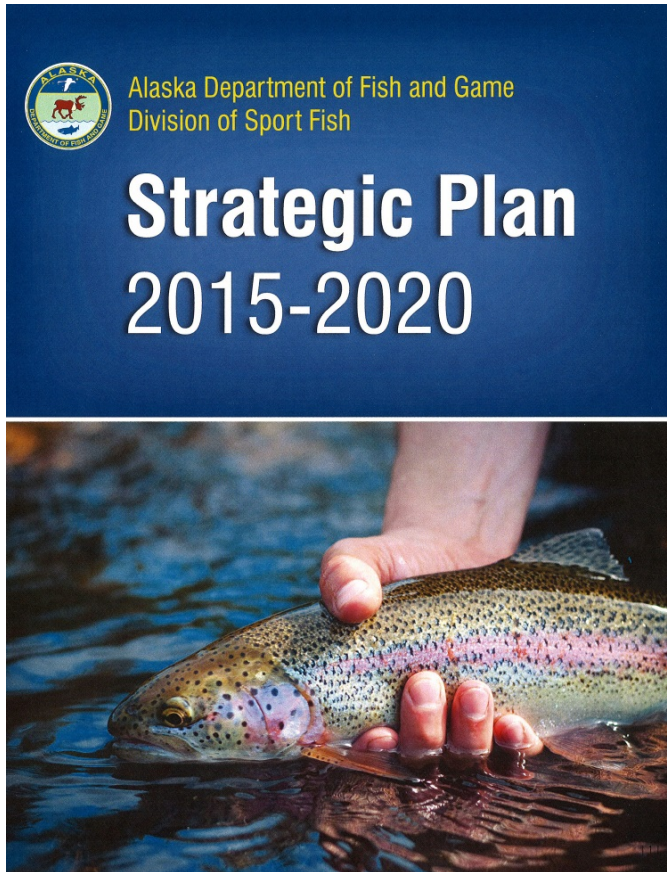
Source

Mission: <http://http://www.adfg.alaska.gov/index.cfm?adfg=divisions.sfmission>

Organization



Core Services



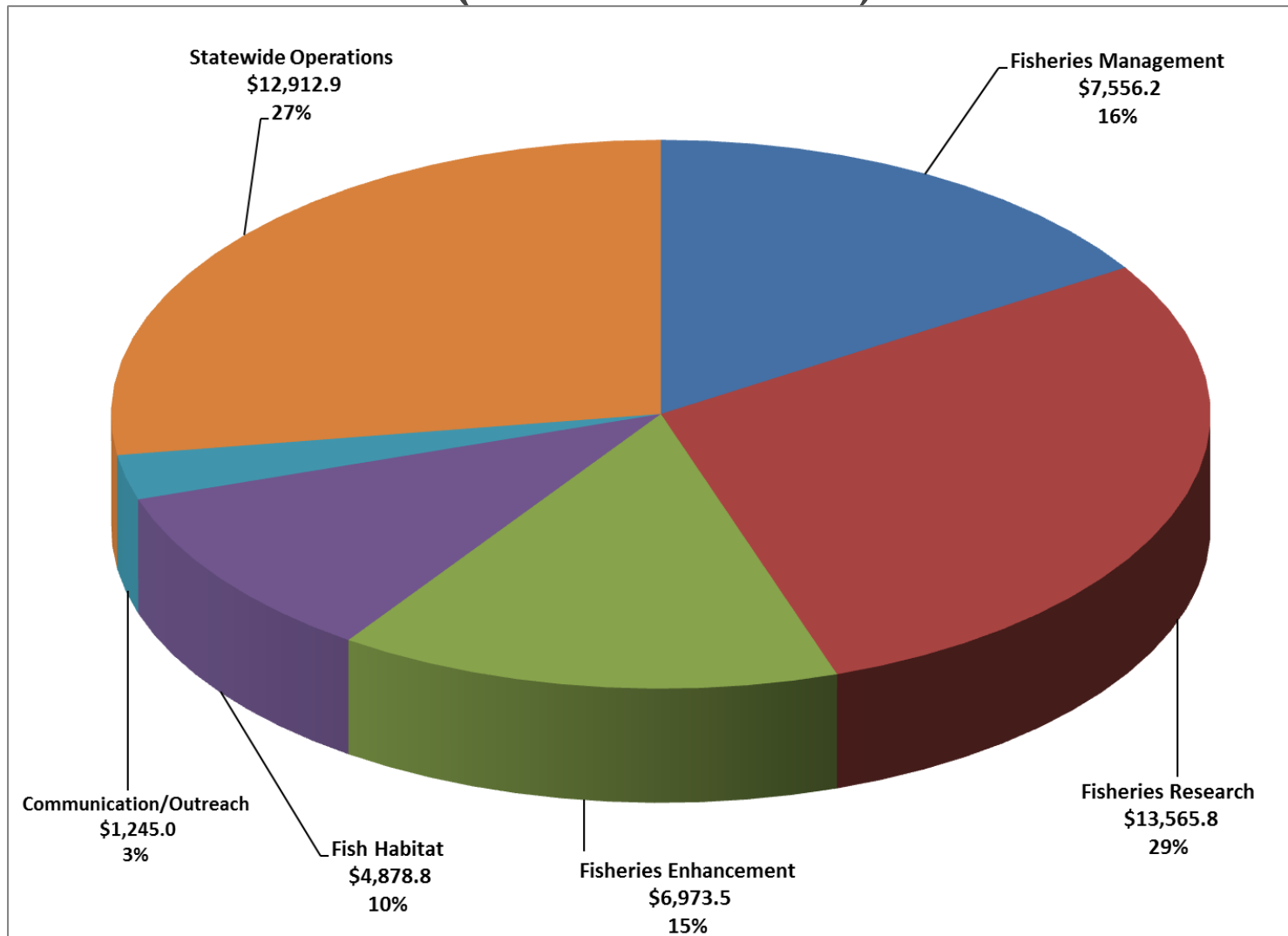
- Fisheries Management
- Fisheries Research
- Fisheries Enhancement
- Communication & Outreach
- Fish Habitat
- Internal Operations

Source

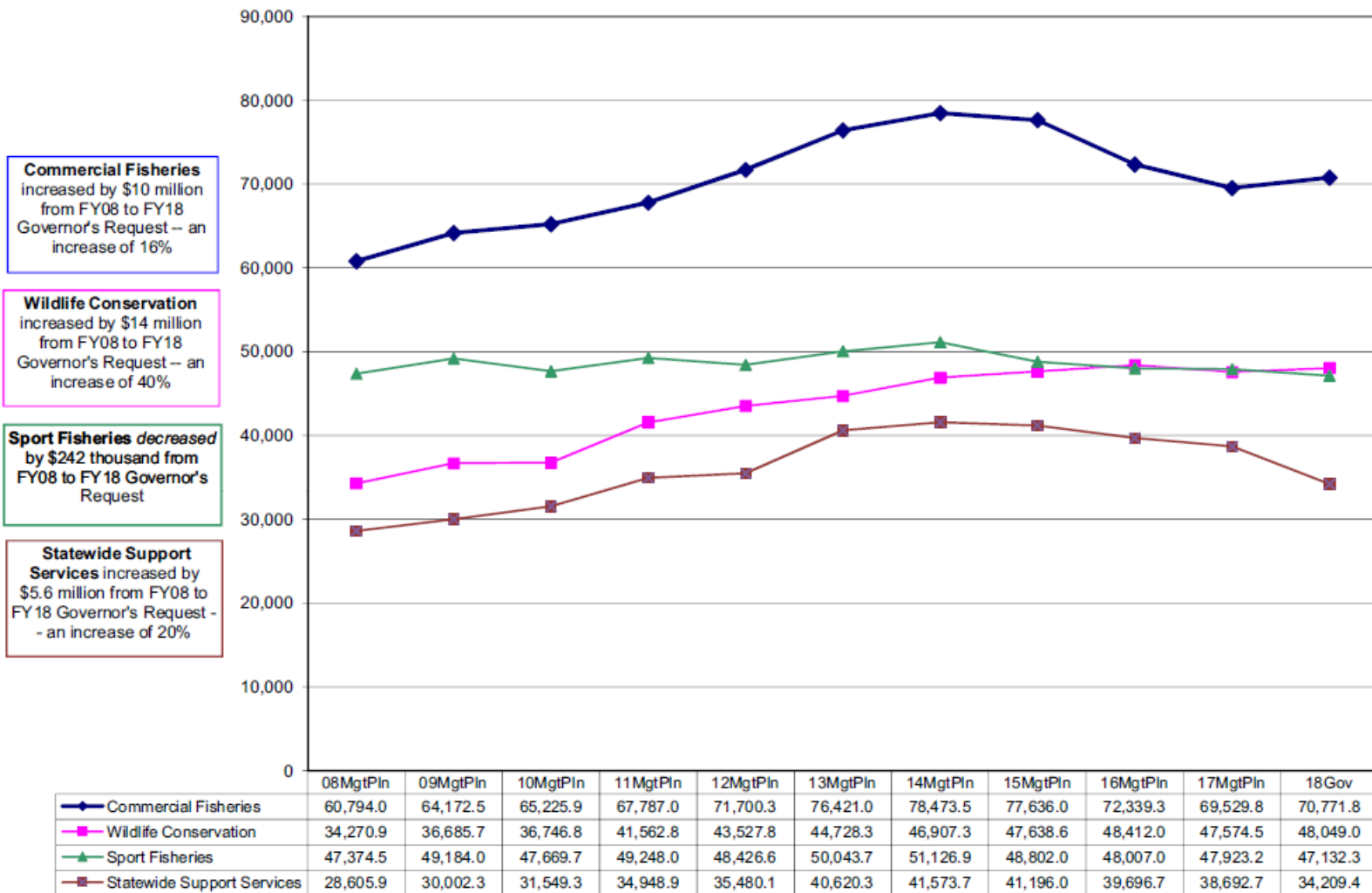
Strategic Plan: <http://www.adfg.alaska.gov/index.cfm?adfg=fishingSport.main>

FY 2018 Operating by Core Service

(all fund sources)

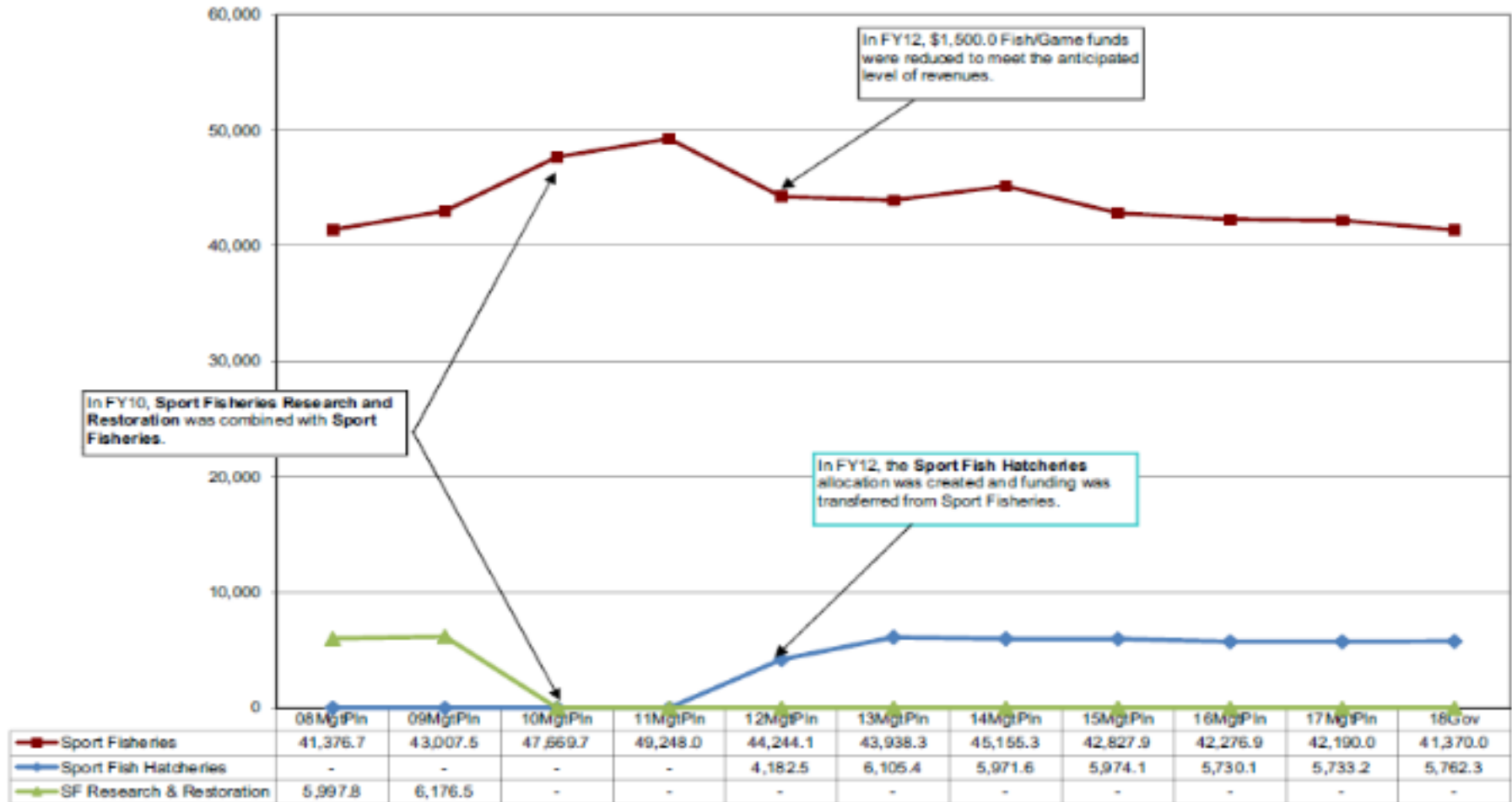


**Appropriations within the Department of Fish & Game
(All Funds)
(\$ Thousands)**

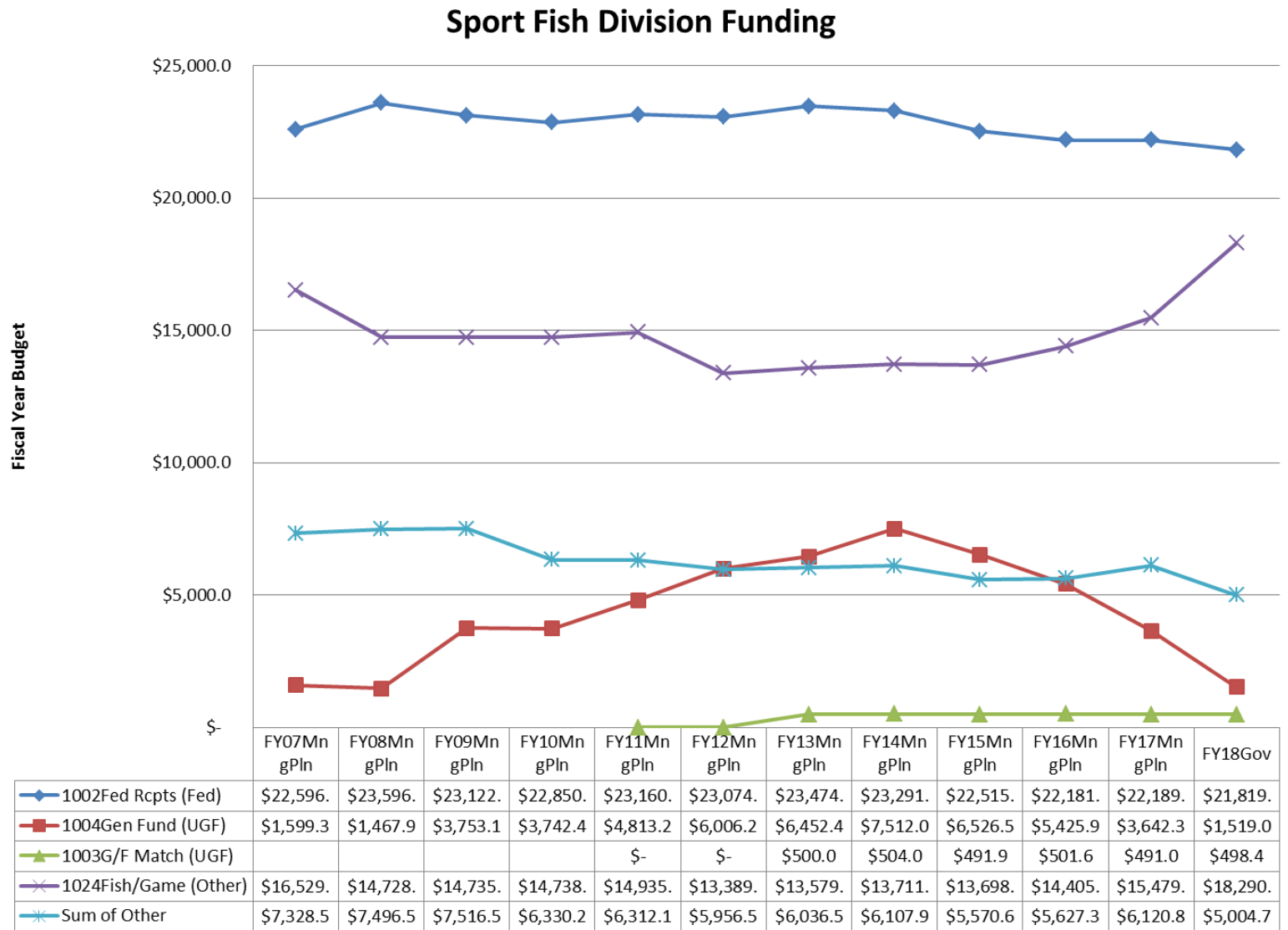


**Department of Fish & Game
Allocations within the Sport Fisheries Appropriation
(All Funds)
(\$ Thousands)**

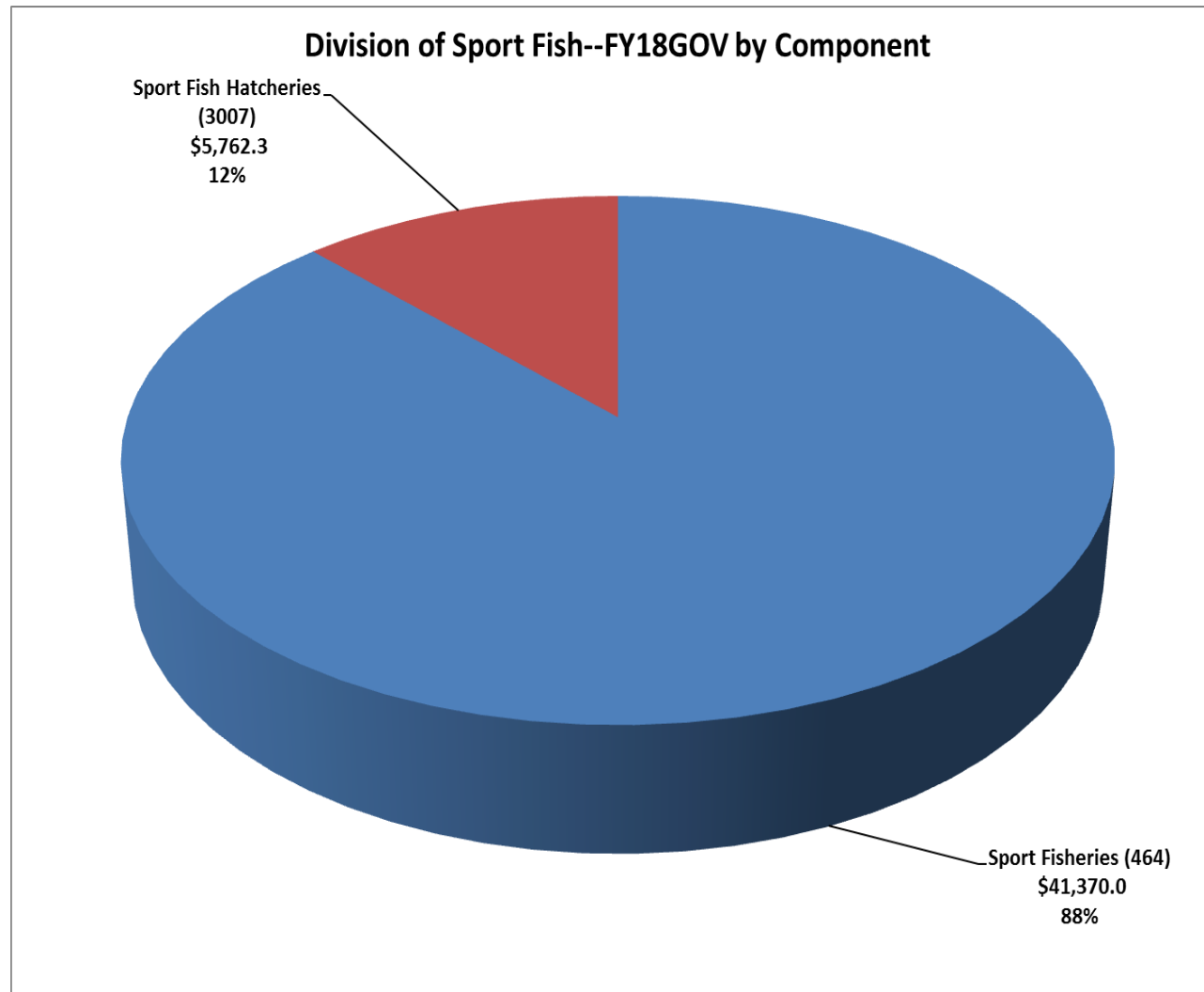
The **Sport Fisheries** budget decreased by \$242 thousand between FY08 and the FY18 Governor's Request



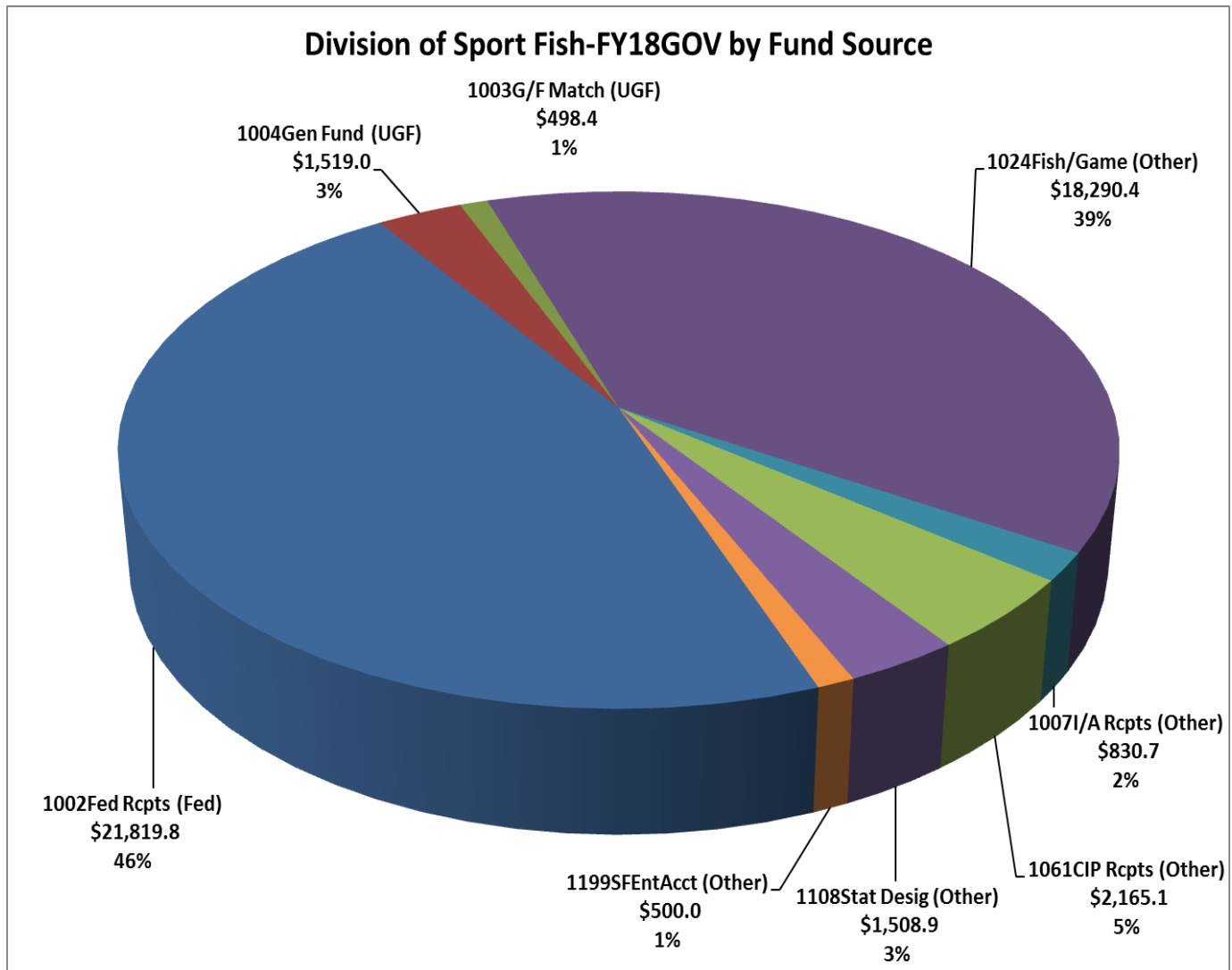
Annual Allocations by Fund Source



FY 2018 Governor Request



FY 2018 Governor Request



Dingell-Johnson Fund

- **Purpose**

- Restoring, conserving, managing, and enhancing sport fish, and providing for public use and benefit from these resources. Sport fish are limited to aquatic, gill breathing, vertebrate animals, bearing paired fins, and having material value for sport or recreation.
- Enhancing the public's understanding of water resources and aquatic life forms.

Dingell-Johnson Fund

- **Source of Funds**

- Excise taxes on sport fishing equipment, electric motors, and sonar.
- Import duties on fishing tackle, yachts, and pleasure craft.
- Portion of gasoline tax attributable to motorboats and small engines.
- Interest earned on Sport Fish Restoration & Boating Trust fund.

- **Eligible Projects**

- Projects that restore, conserve, manage, and enhance sport fish resources.
- Projects that enhance the public's understanding of water resources and aquatic life.

Dingell-Johnson Fund

- **Distribution Method**

- Apportioned based on a formula of land and water area along with the number of paid licensed anglers.

- **Requirements and/or limitations**

- 75% federal funding, 25% fund match required from non-federal sources.
- Up to 15% of apportioned funds may be used for aquatic education.
- At least 15% of apportioned funds must be used for acquisition, development, renovation, or improvements of facilities to create or add public access to waters for recreational boating.

Fish & Game Fund

- Established under AS 16.05.100 – AS 16.05. 140
- Revenues from the sale of fishing and hunting licenses and tags
- To be used only for protection, propagation, investigation, and restoration of sport fish and game, and expenses of administering the sport fish and game divisions
- License revenue and matching Dingell-Johnson funds must directly benefit license and tag purchasers.

FY 2018 Operating Budget

FY2017 Management Plan to FY2018 Governor's Request Comparison

FY2017 Management Plan							FY2018 Governor Request						Change from FY2017 Management Plan
Component	UGF	GFM	Other	F&G Fund	Federal	Total	UGF	GFM	Other	F&G Fund	Federal	Total	
Sport Fisheries	4,202.3	491.0	6,029.9	15,257.5	16,769.3	42,750.0	1,519.0	498.4	4,913.3	18,067.8	16,371.5	41,370.0	(1,380.0)
Sport Fish Hatcheries	0.0	0.0	90.9	222.0	5,420.3	5,733.2	0.0	0.0	91.4	222.6	5,448.3	5,762.3	29.1
TOTALS	4,202.3	491.0	6,120.8	15,479.5	22,189.6	48,483.2	1,519.0	498.4	5,004.7	18,290.4	21,819.8	47,132.3	(1,350.9)
Key Changes from FY2017 Mgmt. Plan to FY2018 Governor's Request													
	UGF	GFM	Other	F&G Fund	Federal	Total							
Fund source change-UGF to FGF	(2,700.0)					0.0	2,700.0						
Personal Services Adjustment (Salary/HI)	17.7	8.2	30.5	124.4	140.3	321.1							
Personal Services Adjustment (SU Furlough)	(1.0)	(0.8)	(3.1)	(13.5)	(10.1)	(28.5)							
FED Authority Decrement					(500.0)	(500.0)							
EVOSS Authority Decrement			(331.5)			(331.5)							
IA Authority Decrement			(800.0)			(800.0)							
Perm Transfer of EVOSS Funds to Habitat			(12.0)			(12.0)							
	(2,683.3)	7.4	(1,116.1)	2,810.9	(369.8)	(1,350.9)							

FY 2018 Capital Request

Recurring Capital Projects

- Sport Fish Recreational Boating Access: \$2,250.0 Federal, \$750.0 FG