



House Finance Subcommittee for
Department of Education & Early Development (DEED)

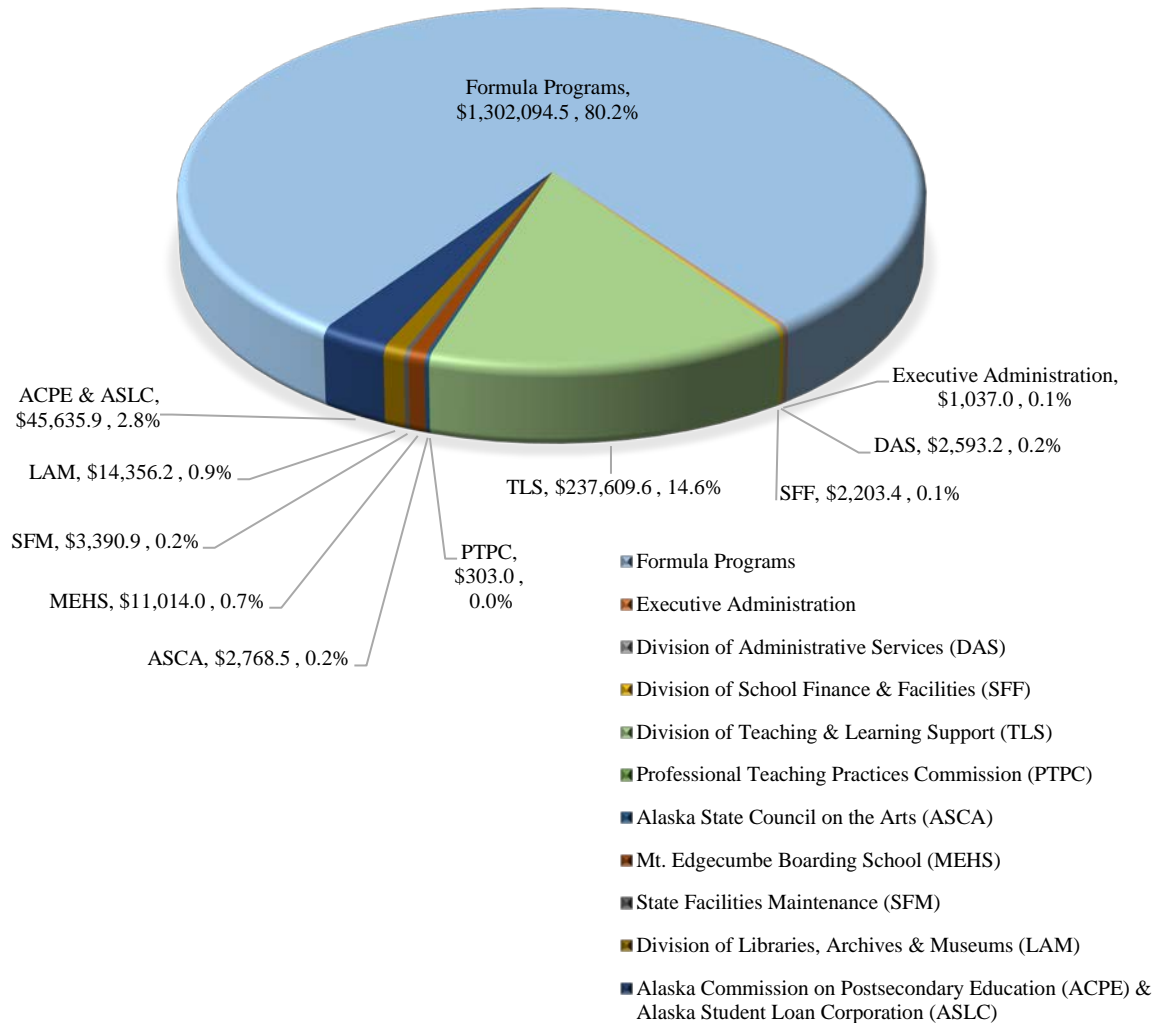
Budget Overview:
Education Support Services (ESS)
Teaching and Learning Support (TLS)

Heidi Teshner, Administrative Services Director
Paul Prussing, Acting TLS Director

February 3, 2017

DEED's FY2018 Governor's Budget by Structure

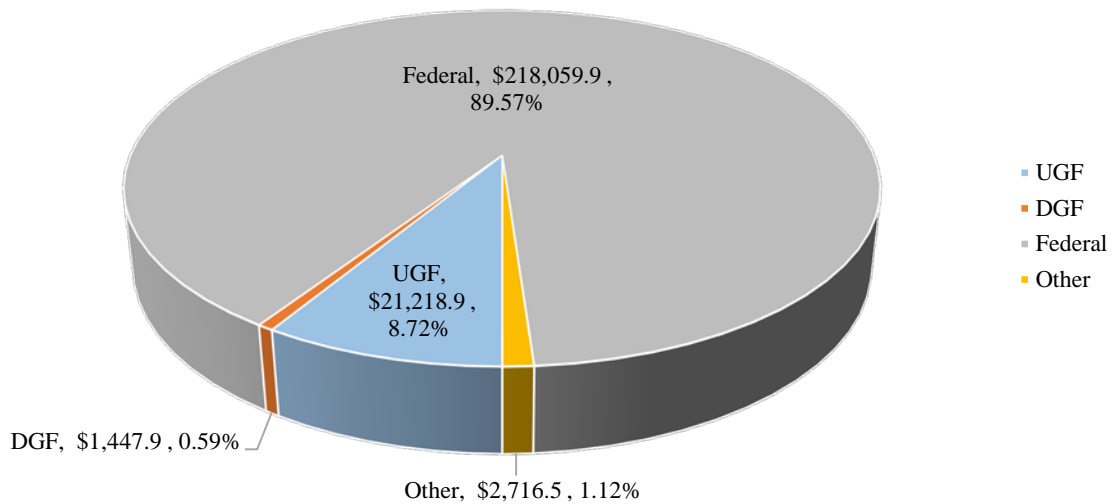
Total Budget (all funds): \$1,621,976.2




FY2018 Governor's Budget

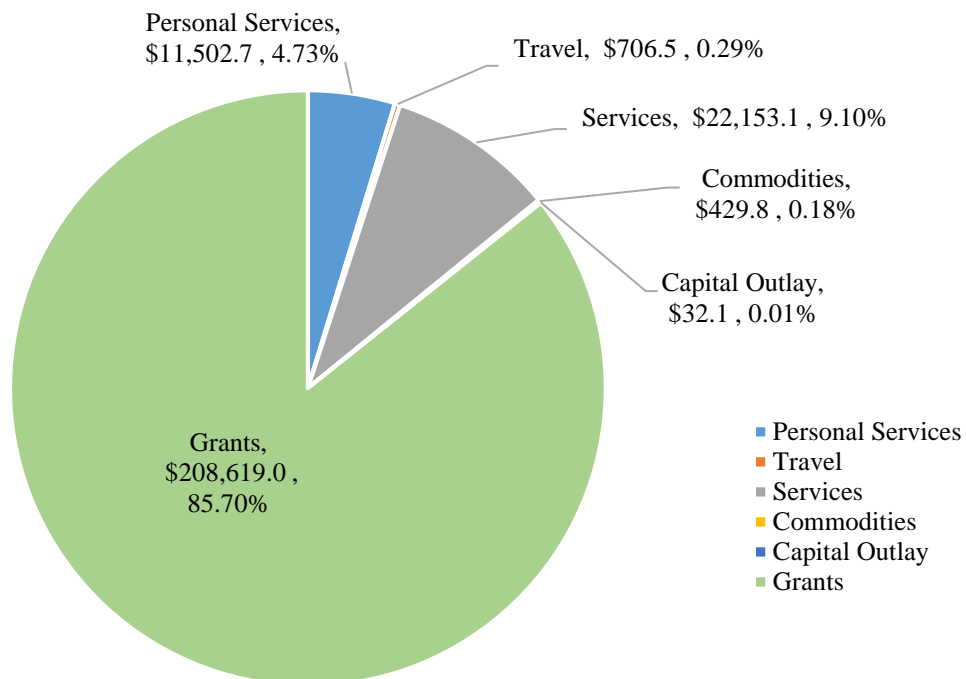
	Designated General Funds	Unrestricted General Funds	Federal Funds	Other Funds	Total
K-12 Administrative Support					
Education Support Services (ESS)					
Executive Administration	-	1,014.6	-	22.4	1,037.0
Administrative Services	-	842.7	145.0	683.6	1,671.3
Information Services	-	271.1	-	650.8	921.9
School Finance & Facilities	-	1,307.6	-	895.8	2,203.4
Teaching and Learning Support (TLS)					
Student and School Achievement	531.6	5,562.9	153,924.4	447.5	160,466.4
State System of Support	-	1,847.7	-	-	1,847.7
Teacher Certification	916.3	-	-	16.4	932.7
Child Nutrition	-	86.5	63,709.6	-	63,796.1
Early Learning Coordination	-	8,285.8	280.9	-	8,566.7
Pre-Kindergarten Grants	-	2,000.0	-	-	2,000.0
Subtotal ESS and TLS	1,447.9	21,218.9	218,059.9	2,716.5	243,443.2

K-12 Administrative Support by Fund Source

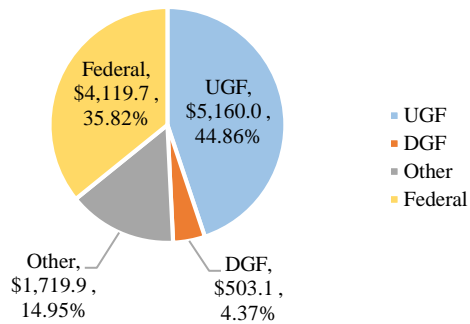




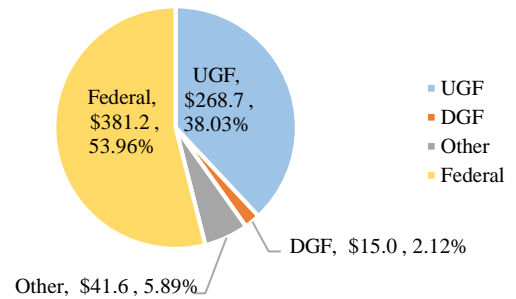
Total ESS and TLS by Line Item (All Funds)



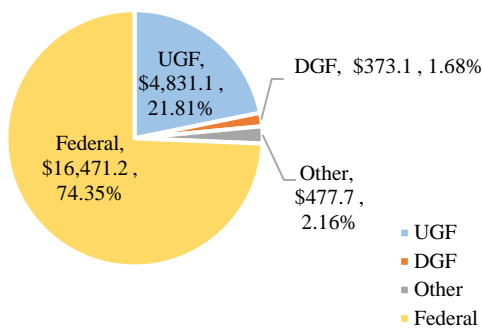
**Total ESS and TLS Personal Services
by Fund Source**



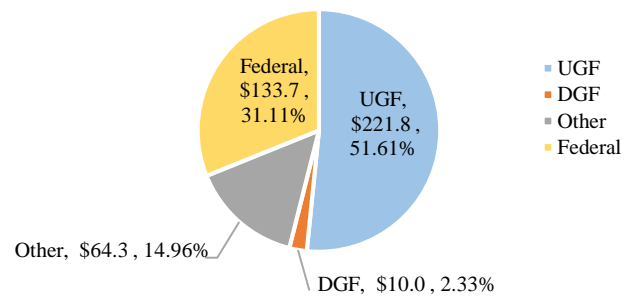
**Total ESS and TLS Travel
by Fund Source**



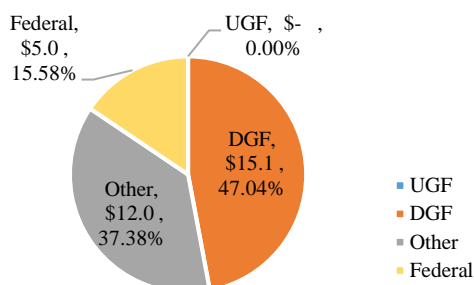
**Total ESS and TLS Services
by Fund Source**



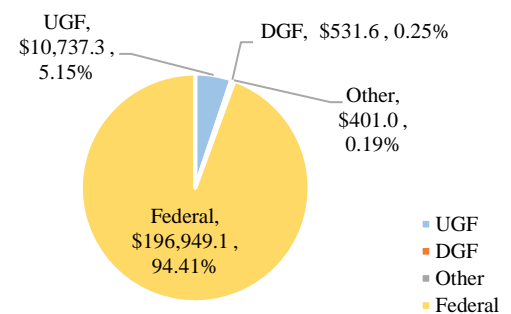
**Total ESS and TLS Commodities
by Fund Source**



**Total ESS and TLS Capital Outlay
by Fund Source**



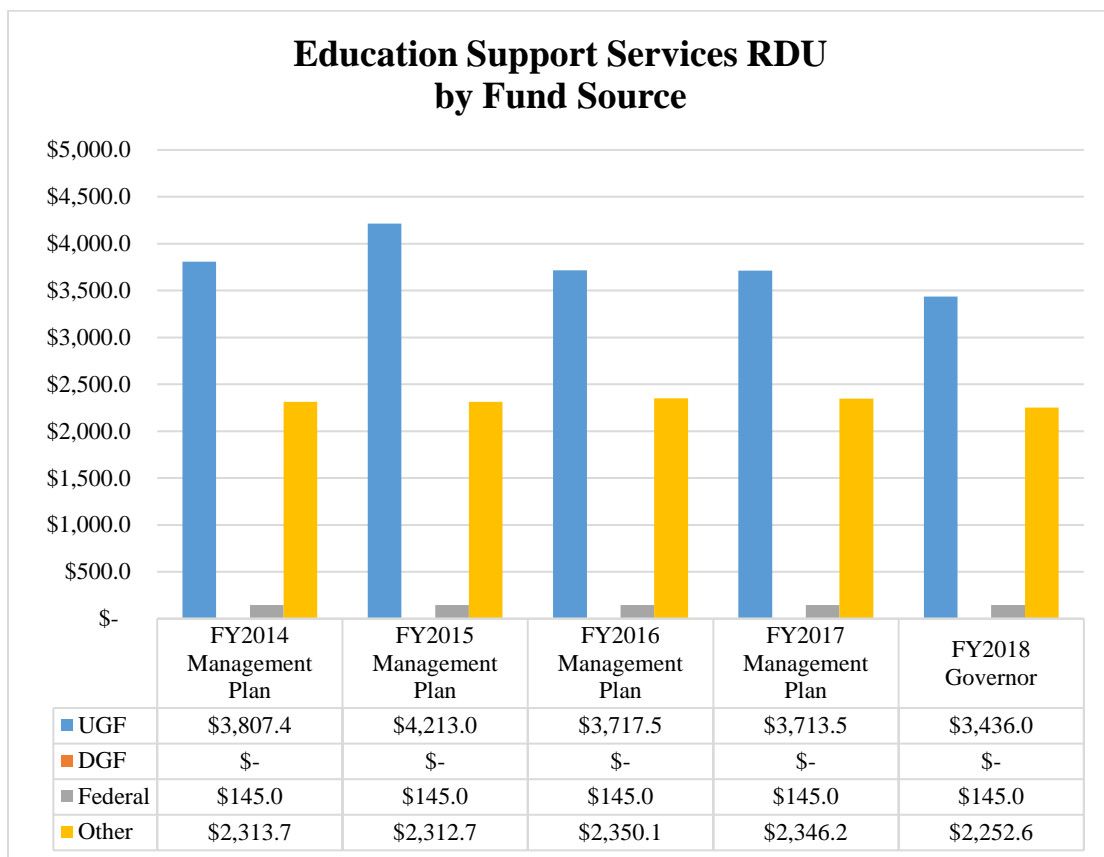
**Total ESS and TLS Grants
by Fund Source**

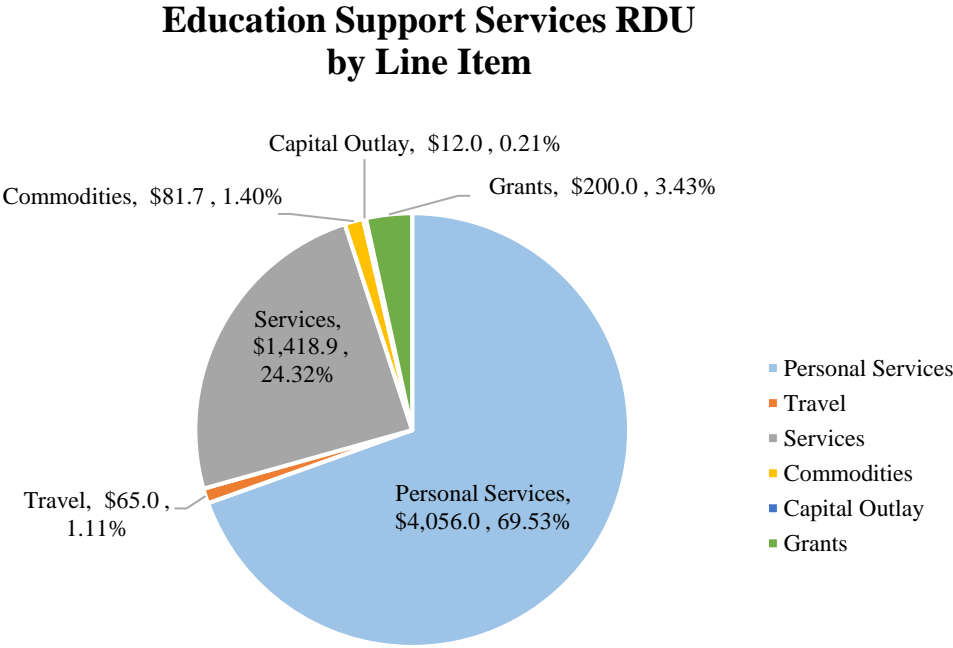
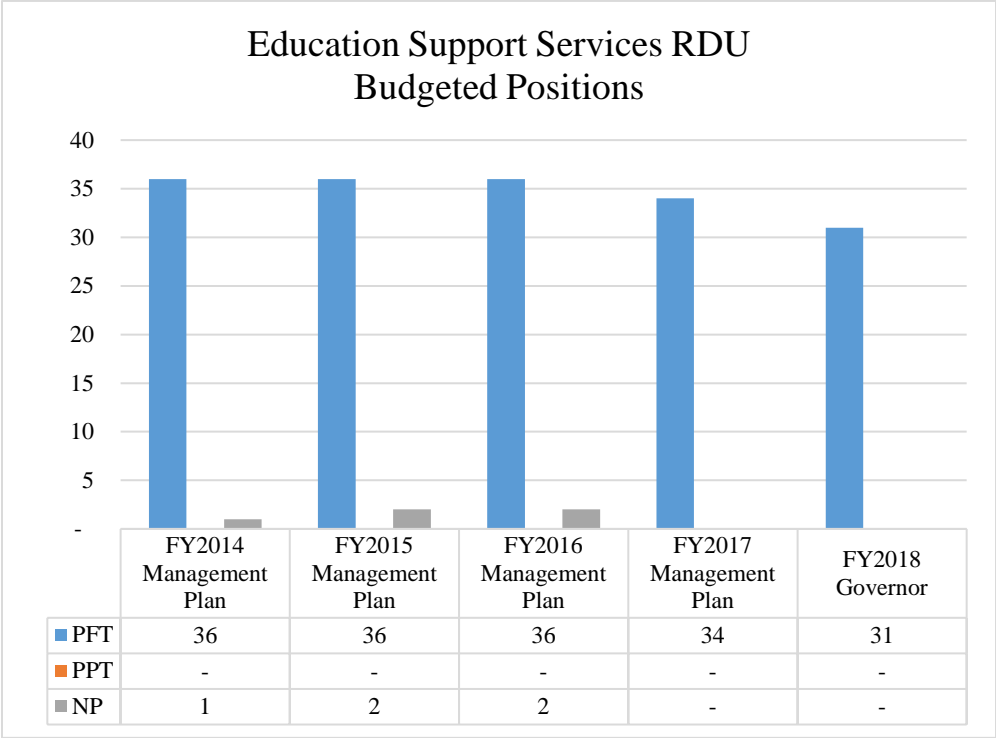


Education Support Services

Components

Executive Administration
Administrative Services
Information Services
School Finance and Facilities





Education Support Services **Executive Administration**

Statutes: AS 14; AS 44.27.010-020

Regulations: 4 AAC

Contribution to Department's Mission:

Provides policy direction and support to Alaska's school districts, schools, students, parents, teachers and department programs that increase student achievement.

Funding History:

- FY2014 Appropriation: \$901.0 (\$878.6 UGF; \$22.4 Other)
- FY2015 Appropriation: \$903.4 (\$881.0 UGF; \$22.4 Other)
- FY2016 Appropriation: \$917.0 (\$894.6 UGF; \$22.4 Other)
- FY2017 Appropriation: \$1,326.5 (\$1304.1 UGF; \$22.4 Other)
- FY2018 Governor's Budget: \$1,037.0 (\$1,014.6 UGF; \$22.4 Other)
(budget is 0.06% of the department's FY2018 operating budget request)

FY2018 Budgeted Positions:

- 5 permanent full-time (PFT)

FY2018 Governor's Budget (changes from FY2017 Management Plan):

- \$10.5 UGF – salary and health insurance adjustments
- (\$300.0) UGF reduction to reverse multi-year Every Student Succeeds Act (ESSA) implementation (FY2017-FY2018). Full authorization was appropriated in FY2017.

Reduction History:

- FY2017 – (\$85.9) UGF reduction

Updates on FY2017 Increments:

- Every Student Succeeds Act (ESSA): \$300.0 UGF; 2 year appropriation
- Alaska Safe Children's Act (Erin's Law) Implementation: \$200.0 UGF

Education Support Services **Administrative Services**

Statutes: AS 14; AS 23; AS 28.05.104; AS 37; AS 39

Regulations: n/a

Contribution to Department's Mission:

Provides centralized, administrative management and financial support services to the department.

Funding History:

- FY2014 Appropriation: \$1,651.7 (\$769.7 UGF; \$737.0 Other; \$145.0 Fed)
- FY2015 Appropriation: \$1,649.5 (\$769.1 UGF; \$735.4 Other; \$145.0 Fed)
- FY2016 Appropriation: \$1,797.5 (\$905.1 UGF; \$747.4 Other; \$145.0 Fed)
- FY2017 Appropriation: \$1,729.5 (\$837.3 UGF; \$747.2 Other; \$145.0 Fed)
- FY2018 Governor's Budget: \$1,671.3 (\$842.7 UGF; \$683.6 Other; \$145.0 Fed)
(budget is 0.1% of the department's FY2018 operating budget request)

FY2018 Budgeted Positions:

- 10 permanent full-time (PFT)

FY2018 Governor's Budget (changes from FY2017 Management Plan):

- \$11.3 (\$5.4 UGF; \$5.9 Other) – salary and health insurance adjustments
- (\$60.0) Other – decrement to reduce interagency receipt authorization
- Transfer 1 PFT position to Department of Administration for Shared Services of Alaska Implementation
- (\$9.5) Other – decrement for savings from Shared Services of Alaska Implementation

Reduction History:

- FY2017 – (\$64.2) UGF reduction and deleted 1 long-term non-perm position

Education Support Services **Information Services**

Statutes: AS 14.07.010-030

Regulations: n/a

Contribution to Department's Mission:

Facilitates delivery of all departmental programs by providing information technology support services.

Funding History:

- FY2014 Appropriation: \$1,051.7 (\$305.5 UGF; \$746.2 Other)
- FY2015 Appropriation: \$1,052.9 (\$306.6 UGF; \$746.3 Other)
- FY2016 Appropriation: \$1,072.0 (\$312.8 UGF; \$759.2 Other)
- FY2017 Appropriation: \$1,028.0 (\$270.9 UGF; \$757.1 Other)
- FY2018 Governor's Budget: \$921.9 (\$271.1 UGF; \$650.8 Other)
(budget is 0.06% of the department's FY2018 operating budget request)

FY2018 Budgeted Positions:

- 5 permanent full-time (PFT)

FY2018 Governor's Budget (changes from FY2017 Management Plan):

- \$3.9 (\$0.2 UGF; \$3.7 Other) – salary and health insurance adjustments
- (\$110.0) Other – decrement to reduce inter-agency receipt authority and delete 1 PFT position
- Transfer 1 PFT position to Department of Administration for Centralized Office of Information Technology Implementation

Reduction History:

- FY2017 – (\$41.2) UGF reduction

Education Support Services **School Finance and Facilities**

Statutes: AS 14.03.140-150; AS 14.07.020-030; AS 14.07.060; AS 14.08.111; AS 14.08.151;
AS 14.11; AS 14.14.050-065; AS 14.14.090; AS 14.17; AS 14.50; AS 37.15.011;
AS 43.50.140

Regulations: 4 AAC 09; 4 AAC 31; 4 AAC 33; 4 AAC 40; 4 AAC 51.340; 4 AAC 52.700

Contribution to Department's Mission:

Allocates and accounts for resources distributed to Alaska school districts and Mt. Edgecumbe High School and provides services that promote safe facilities which support quality education programs.

Funding History:

- FY2014 Appropriation: \$2,661.7 (\$1,853.6 UGF; \$808.1 Other)
- FY2015 Appropriation: \$3,064.9 (\$2,256.3 UGF; \$808.6 Other)
- FY2016 Appropriation: \$2,426.1 (\$1,605.0 UGF; \$821.1 Other)
- FY2017 Appropriation: \$2,120.7 (\$1,301.2 UGF; \$819.5 Other)
- FY2018 Governor's Budget: \$2,203.4 (\$1,307.6 UGF; \$895.8 Other)
(budget is 0.14% of the department's FY2018 operating budget request)

FY2018 Budgeted Positions:

- 11 permanent full-time (PFT)

FY2018 Governor's Budget (changes from FY2017 Management Plan):

- \$9.7 (\$6.4 UGF; \$3.3 Other) – salary and health insurance adjustments
- \$73.0 Other – increment to increase inter-agency receipt authorization

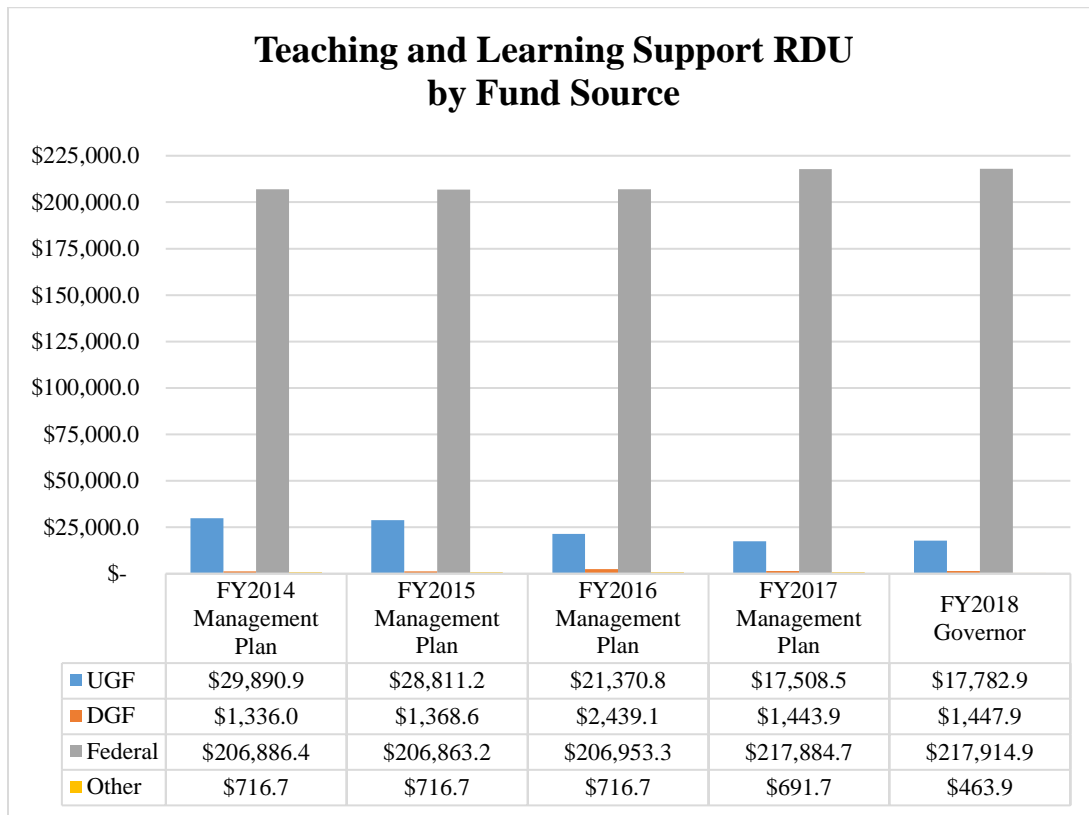
Reduction History:

- FY2015 – (\$217.8) UGF reduction for internal efficiencies
- FY2016 – (\$554.1) UGF reduction to remove FY2015 Education Bill one-time item (Prototypical design report to legislature)
- FY2017 – (\$299.7) UGF reduction and deleted 2 PFT and 1 long-term non-perm positions

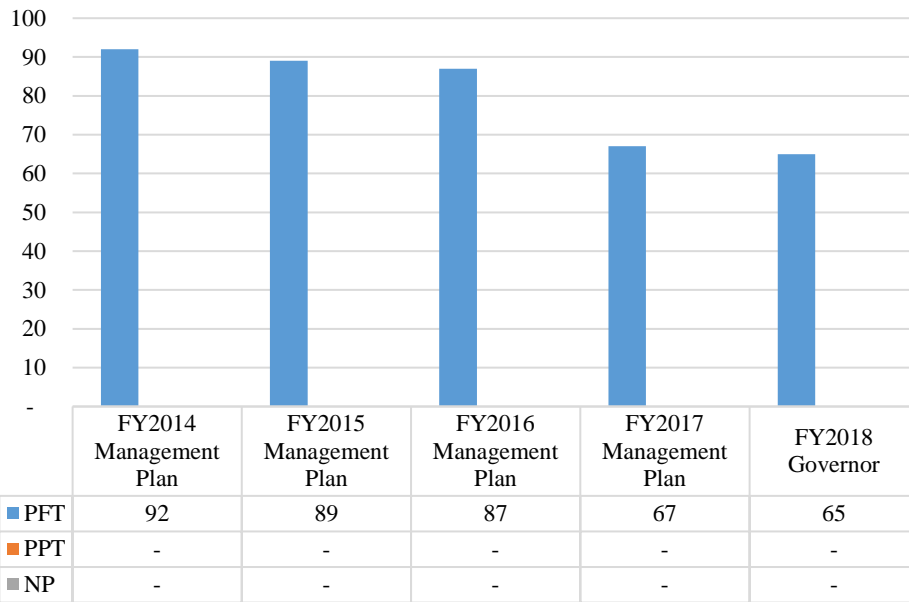
Teaching and Learning Support (TLS)

Components

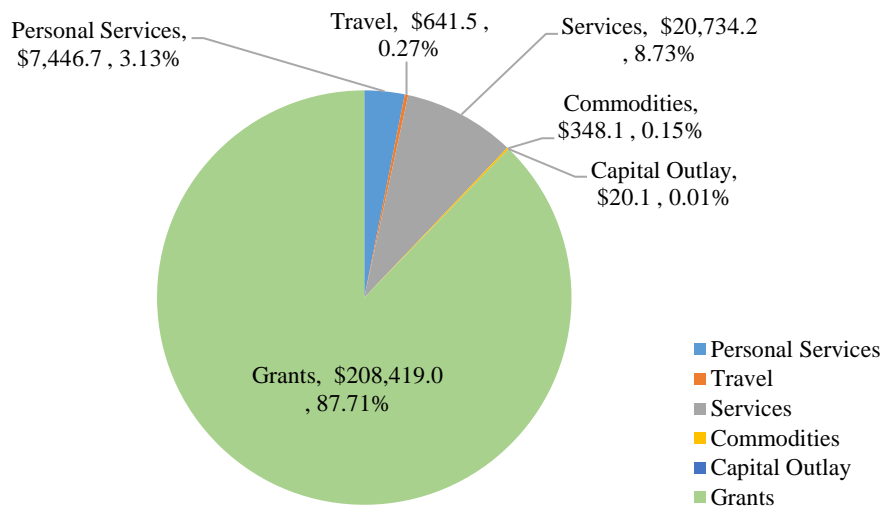
Student and School Achievement
State System of Support
Teacher Certification
Child Nutrition
Early Learning Coordination
Pre-Kindergarten Grants



Teaching and Learning Support RDU Budgeted Positions



Teaching and Learning Support RDU by Line Item



FY2018 Teaching and Learning Support Component / Program Funding

Component / Program	Federal	Federal ESEA	General Fund	GF / Mental Health	GF/ Match	GF/Program Receipts	Inter Agency Receipts	MHTAAR	Statutory Designated	TVEP	Total	Positions by Program	
												PFT	PPT
Student and School Achievement													
ESEA Title 1 Grants to LEAs		40,032.0									40,032.0	4	
ESEA Title I-Part A 1003(g) School Improvement Grants (SIG)		1,436.0									1,436.0	1	
ESEA Title I-Part C Migrant Education		6,895.0									6,895.0	3	
ESEA Title I-Part D Neglected & Delinquent		250.0									250.0		
ESEA TII A Improving Teacher Quality		10,516.0									10,516.0	1	
ESEA TIIB Math and Science Partnerships		838.0									838.0	1	
ESEA TIII English Language Acquisition		1,213.0									1,213.0	1	
ESEA Title IVB 21st Century Community Learning		5,640.0									5,640.0	1	
ESEA Title VI Part A State Assessments		3,508.0	1,811.2								5,319.2	11	
ESEA Title VI, part B, subpart 1 Small rural Schoool Acheivment		11.4									11.4		
ESEA Title VI, part B, subpart 2 Rural & Low Income	87.1										87.1		
ESEA Title X Part C Education for Homeless Children & Youth		165.0									165.0	1	
IDEA Title VI B 611 Special Education	37,788.0										37,788.0	6	
IDEA Title VI 619 Special Education - Preschool	1,339.0										1,339.0	1	
Carl Perkins Vocational Education Career & Tech PL 109-270	4,215.0				263.4						4,478.4	4	
Charter School Start up Grant			168.8								168.8	0	
Counseling (suicide prevention & at risk)				39.8							39.8	1	
School Health and Safety			265.0				347.5				612.5	1	
Alaska Longitudinal Data System			450.0								450.0	2	
Rural Transition Services				150.0							150.0		
Autism Resource Center				188.0				50.0			238.0		
Senate Youth									1.0		1.0		
Accountability and Oversight			2,226.7								2,226.7	7	
Galena TVEP Grant										531.6	531.6		
Project AWARE	1,800.0										1,800.0		
Unallocated/Carryforward	10,475.8	27,715.1							49.0		38,239.9		
Total	55,704.9	98,219.5	4,921.7	377.8	263.4	0.0	347.5	50.0	50.0	531.6	160,466.4	46	0

Component	Federal	Federal NCLB	General Fund	GF / Mental Health	GF/ Match	GF/Program Receipts	Inter Agency Receipts	MHTAAR	Statutory Designated	TVEP	Donated Commodities	Total	Positions by Program	
													PFT	PPT
State System of Support			1,847.7									1,847.7		
Total	0.0		1,847.7	0.0	0.0	0.0	0.0	0.0	0.0	0.0	0.0	1,847.7	3	0
Teacher Certification						916.3	16.4					932.7	5	
Total	0.0	0.0	0.0	0.0	0.0	916.3	16.4	0.0	0.0	0.0	0.0	932.7	5	0
Child Nutrition	63,327.4		15.2		71.3						382.2	63,796.1	9	
Total	63,327.4	0.0	15.2	0.0	71.3	0.0	0.0	0.0	0.0	0.0	382.2	63,796.1	9	0
Early Learning Coordination												0.0		
<i>Headstart</i>	280.9		6,853.0										1	
<i>EL component</i>			1,432.8										1	
Total	280.9	0.0	8,285.8	0.0	0.0	0.0	0.0	0.0	0.0	0.0	0.0	8,566.7	2	0
Pre-Kindergarten Program			2,000.0									2,000.0		
Total	0.0	0.0	2,000.0	0.0	0.0	0.0	0.0	0.0	0.0	0.0	0.0	2,000.0	0	0
Teaching and Learning Support RDU Totals												Total		
Student & School Achievement	55,704.9	98,219.5	4,921.7	377.8	263.4	-	347.5	50.0	50.0	531.6	-	160,466.4	46	0
State System of Support	-	-	1,847.7	-	-	-	-	-	-	-	-	1,847.7	3	0
Teacher Certification	-	-	-	-	-	916.3	16.4	-	-	-	-	932.7	5	0
Child Nutrition	63,327.4	-	15.2	-	71.3	-	-	-	-	-	382.2	63,796.1	9	0
Early Learning Coordination	280.9	-	8,285.8	-	-	-	-	-	-	-	-	8,566.7	2	0
Pre-Kindergarten Programs	-	-	2,000.0	-	-	-	-	-	-	-	-	2,000.0	0	0
Total	119,313.2	98,219.5	17,070.4	377.8	334.7	916.3	363.9	50.0	50.0	531.6	382.2	237,609.6	65	0

Teaching and Learning Support **Student and School Achievement**

Statutes: AS 14.30.180-350; AS 14.30.360-370; AS 14.30.400-410; AS 14.35.010-030;
AS 14.50.080

Regulations: 4 AAC 04.150-180; 4 AAC 05.080; 4 AAC 06.500-770; 4 AAC 06.700-790;
4 AAC 06.800-899; 4 AAC 19.010-060; 4 AAC 34.010-090; 4 AAC 51.200-390;
4 AAC 52; 4 AAC 60-010-180

Contribution to Department's Mission:

Provides resources to school districts to ensure that special populations of students meet the state's high academic standards, improves performance through professional development, school accountability, standards, and assessments; and to provide school districts and stakeholders with high quality information to aid in data driven decision-making processes and reporting.

Programs:

See page 14 for a list of programs under Student and School Achievement.

Funding History:

- FY2014 Appropriation: \$167,679.1 (\$12,539.0 UGF; \$430.4 DGF; \$700.3 Other; \$154,009.4 Fed)
- FY2015 Appropriation: \$167,563.7 (\$12,410.9 UGF; \$464.6 DGF; \$700.3 Other; \$153,987.9 Fed)
- FY2016 Appropriation: \$162,207.4 (\$6,512.7 UGF; \$1,025.4 DGF; \$700.3 Other; \$153,969.0 Fed)
- FY2017 Appropriation: \$160,653.1 (\$5,543.5 UGF; \$531.6 DGF; \$675.3 Other; \$153,902.7 Fed)
- FY2018 Governor's Budget: \$160,466.4 (\$5,562.9 UGF; \$531.6 DGF; \$447.5 Other; \$153,924.4 Fed)
(budget is 9.89% of the department's FY2018 operating budget request)

FY2018 Budgeted Positions:

- 46 permanent full-time (PFT)

FY2018 Governor's Budget (changes from FY2017 Management Plan):

- \$41.1 (\$19.4 UGF; \$21.7 Fed) – salary and health insurance adjustments
- (\$202.8) Other reduction to statutory designated program receipt authorization
- (\$25.0) Other (MHTAAR) reduction to Alaska Autism Resource Center grant based on Mental Health Trust recommendation

Reduction History:

- FY2015 –
 - (\$581.6) UGF reduction to remove year 3 and FY2014 carryforward of Iditarod School District theme-based learning program
 - (\$398.2) total reduction (\$382.2 UGF; \$16.0 Fed) and deleted 3 PFT positions
 - (\$253.6) UGF reduction to eliminate funding for the Terra Nova Assessment
 - (\$2,700.0) UGF reduction to eliminate funding for the High School Graduation Qualifying Examination (HSGQE)
- FY2016 –
 - (\$80.0) UGF reduction to remove FY2015 Education Bill one-time item (military family data reporting)
 - (\$61.7) total reduction (\$53.7 UGF; \$8.0 Fed) and deleted 1 PFT position
 - (\$75.0) UGF reduction to the Alaska Resource Education Grant
 - (\$1,000.0) UGF reduction to remove funding for the Middle School STEM Pilot Project
 - (\$470.0) UGF reduction to remove funding for the Literacy Programs (K-3 Literacy Project (\$320.0) and Statewide literacy program (\$150.0))
 - (\$414.0) UGF reduction to remove funding for WorkKeys
 - (\$400.0) UGF unallocated reduction to the Teaching & Learning Support RDU, took in Student and School Achievement; reductions included: \$200.0 to personal services and \$200.0 to services
 - Deleted 1 additional PFT position
- FY2017 –
 - (\$25.0) UGF reduction to eliminate funding for the Alaska Resource Education Grant
 - (\$525.0) UGF reduction to eliminate funding for the College and Career Readiness Assessment
 - (\$982.7) total reduction (\$928.1 UGF; \$54.6 Fed)
 - Deleted a total of 15 PFT positions

Teaching and Learning Support **State System of Support**

Statutes: AS 14.03.015; AS 14.03.123(a); AS 14.03.123(f); AS 14.07.020(a)(16)-(17);
Regulations: 4 AAC 06.840(j)-(l); 4 AAC 06.845(d); 4 AAC 06.850; 4 AAC 06.852;
4 AAC 06.872

Contribution to Department's Mission:

Supports school districts as they build their capacity to implement sustainable school improvement strategies with dependability.

Funding History:

- FY2014 Appropriation: \$1,963.2 UGF
- FY2015 Appropriation: \$1,962.5 UGF
- FY2016 Appropriation: \$1,976.4 UGF
- FY2017 Appropriation: \$1,594.3 UGF
- FY2018 Governor's Budget: \$1,847.7 UGF
(budget is 0.11% of the department's FY2018 operating budget request)

FY2018 Budgeted Positions:

- 3 permanent full-time (PFT)

FY2018 Governor's Budget (changes from FY2017 Management Plan):

- \$3.4 UGF – salary and health insurance adjustments
- \$250.0 UGF – Increment request for the Innovative/Best Practices Initiative

Reduction History:

- FY2016 – deleted 1 PFT position
- FY2017 – (\$379.4) UGF reduction and deleted 3 PFT position

Teaching and Learning Support Teacher Certification

Statutes: AS 12.62.160; AS 14.20.010-040

Regulations: 4 AAC 04.200-220; 4 AAC 12.010-900

Contribution to Department's Mission:

Ensures that only qualified applicants are certified to teach in Alaska and that teacher education programs in Alaska conform to nationally recognized standards.

Funding History:

- FY2014 Appropriation: \$922.2 (\$0.2 UGF; \$905.6 DGF; \$16.4 Other)
- FY2015 Appropriation: \$920.6 (\$0.2 UGF; \$904.0 DGF; \$16.4 Other)
- FY2016 Appropriation: \$930.3 (\$0.2 UGF; \$913.7 DGF; \$16.4 Other)
- FY2017 Appropriation: \$928.9 (\$0.2 UGF; \$912.3 DGF; \$16.4 Other)
- FY2018 Governor's Budget: \$932.7 (\$916.3 DGF; \$16.4 Other)
(budget is 0.06% of the department's FY2018 operating budget request)

FY2018 Budgeted Positions:

- 5 permanent full-time (PFT)

FY2018 Governor's Budget (changes from FY2017 Management Plan):

- (\$0.2) UGF reduction to eliminate remaining UGF funding within component
- \$4.0 DGF – salary and health insurance adjustments

Fees:

Purpose of Fee	Authorizing Statute or Regulation	FY2014 Fee	FY2015 Fee	FY2016 Fee	FY2017 Fee	Proposed FY2018 Fee
Teacher Certification Fees	AS 14.20.020(c) 4 AAC 12.300(g)(1)	\$125.00	\$125.00	\$200.00	\$200.00	\$200.00
Retired Certification Fees	4 AAC 12.380(e)	\$165.00	\$165.00	\$240.00	\$240.00	\$240.00
Certificated copy of Certificate	4 AAC 12.300(g)(4)	\$25.00	\$25.00	\$25.00	\$25.00	\$25.00
Nonacademic Credit	4 AAC 12.300(g)(5)	\$50.00	\$50.00	\$50.00	\$50.00	\$50.00
Public Safety/FBI criminal background checks	AS 14.20.020(c)	\$60.00	\$60.00	\$60.00	\$60.00	\$60.00

**last increased in FY2016 as a result of legislative intent language*

Teaching and Learning Support

Child Nutrition

Statutes: AS 14.50.010-080

Regulations: n/a

Contribution to Department's Mission:

Supports student health, learning and academic achievement through several federally funded child nutrition programs that provide nutritious meals to children and students participating in food programs throughout Alaska.

Programs:

National School Lunch Program (NSLP); School Breakfast Program (SBP); Summer Food Service Program (SFSP); Child and Adult Care Food Programs (CACFP); Fresh Fruit & Vegetable Program (FFVP), USDA Foods Program, (formerly Commodity Food Distribution); and the Emergency Food Assistance Program (TEFAP)

Funding History:

- FY2014 Appropriation: \$52,703.4 (\$101.9 UGF; \$52,601.5 Fed)
- FY2015 Appropriation: \$52,701.8 (\$101.8 UGF; \$52,600.0 Fed)
- FY2016 Appropriation: \$52,809.7 (\$103.9 UGF; \$52,705.8 Fed)
- FY2017 Appropriation: \$63,788.5 (\$85.7 UGF; \$63,702.8 Fed)
- FY2018 Governor's Budget: \$63,796.1 (\$86.5 UGF; \$63,709.6 Fed)
(budget is 3.93% of the department's FY2018 operating budget request)

FY2018 Budgeted Positions:

- 9 permanent full-time (PFT)

FY2018 Governor's Budget (changes from FY2017 Management Plan):

- \$7.6 (\$0.8 UGF; \$6.8 Fed) – salary and health insurance adjustments

Reduction History:

- FY2017 – (\$17.8) UGF reduction

Teaching and Learning Support **Early Learning Coordination**

Statutes: AS 14.07.020(a)(8); AS 14.38.010; AS 14.50.010-080

Regulations: n/a

Contribution to Department's Mission:

Supports services and grants that provide locally designed comprehensive child development programs encompassing all aspects of a child's development and learning, with a focus on school readiness.

Programs:

Head Start Grants; Parents as Teachers; Best Beginnings

Funding History:

- FY2014 Appropriation: \$9,462.1 (\$9,186.6 UGF; \$275.5 Fed)
- FY2015 Appropriation: \$9,461.1 (\$9,185.8 UGF; \$275.3 Fed)
- FY2016 Appropriation: \$8,670.9 (\$8,392.4 UGF; \$278.5 Fed)
- FY2017 Appropriation: \$8,564.0 (\$8,284.8 UGF; \$279.2 Fed)
- FY2018 Governor's Budget: \$8,566.7 (\$8,285.8 UGF; \$280.9 Fed)
(budget is 0.53% of the department's FY2018 operating budget request)

FY2018 Budgeted Positions:

- 2 permanent full-time (PFT)

FY2018 Governor's Budget (changes from FY2017 Management Plan):

- \$2.7 (\$1.0 UGF; \$1.7 Fed) – salary and health insurance adjustments

Reduction History:

- FY2016 –
 - (\$617.5) UGF reduction to funding for Best Beginnings
 - (\$200.0) UGF reduction to funding for Parents as Teachers
- FY2017 –
 - (\$106.3) UGF reduction and deleted 1 PFT positions

Teaching and Learning Support **Pre-Kindergarten Grants**

Statutes: AS 14.07.020(a)(8)

Regulations: 4 AAC 60.010-170

Contribution to Department's Mission:

Provides a voluntary, comprehensive, half-day preschool program for four- and young five-year olds.

Funding History:

- FY2014 Appropriation: \$2,000.0 UGF
- FY2015 Appropriation: \$2,000.0 UGF
- FY2016 Appropriation: \$2,000.0 UGF
- FY2017 Appropriation: \$2,000.0 UGF
- FY2018 Governor's Budget: \$2,000.0 UGF
(budget is 0.12% of the department's FY2018 operating budget request)

FY2018 Budgeted Positions:

- None

FY2018 Governor's Budget (changes from FY2017 Management Plan):

- No changes from prior year

Other Teaching and Learning Support RDU reductions:

Alaska Native Science and Engineering Program (ANSEP)

- FY2016 –
 - (\$1,574.8) UGF reduction to program funding
- FY2017 –
 - (\$1,385.2) UGF reduction eliminating funding for the entire program

Alaska Learning Network

- FY2015 –
 - (\$250.0) UGF reduction to the program funding
- FY2016 –
 - (\$850.0) UGF reduction to eliminate program funding

Statewide Mentoring Program

- FY2015 –
 - (\$700.0) UGF reduction to program funding
- FY2016 –
 - (\$800.0) total reduction ((\$1,300.0) UGF; \$500.0 DGF) to reduce funding by \$800.0 total; \$500.0 was switched from UGF to Higher Education Investment Fund
- FY2017 –
 - (\$1,500.0) total reduction (\$1,000.0 UGF; \$500.0 DGF) to eliminate funding for the Statewide Mentoring Program