



VISION

ALASKA INDIVIDUALS, FAMILIES AND COMMUNITIES ARE SAFE AND HEALTHY

MISSION

TO PROMOTE AND PROTECT THE HEALTH AND WELL-BEING OF ALASKANS

Health & Social Services | Division of Children's Services Overview

Christy Lawton | Director

Tracy Spartz Campbell | Deputy Director

Office of Children's Services

February 2, 2017

FY2018 Office of Children's Services Overview

- **Mission:** The mission of the Office of Children's Services is to prevent and respond to child maltreatment in order to ensure safe children and strong families.
- **533 Positions: 532 PFT /1 PPT**
- **\$152,415.0** (\$86,064.7 UGF) - FY2018 Operating Total Budget Request
- Total service population: **33,302**



Vision: Safe Children, Strong Families

Budget Reductions and Impacts

Undesignated General Fund*	\$4,148.1 ↓	4.6% ↓
Full Time Equivalent Increase*	24 ↑	4.7% ↑

*Since FY2015

Overall Impact to all Office of Children's Services Programs

Reductions in the federal share requires the Office of Children's Services to use greater UGF to meet the needs of children and families.

Impact to the Children's Services Management Component

Reduction in travel funding for staff reduced opportunities for professional development, supervisory sessions, cross training and mentorship.

Impact to the Foster Care Special Needs Program

Reductions may require that services for children and families are limited or delayed, which further delays a reunification efforts

Impact of Grants Reduction in the Family Preservation Program

Increased delays for families/parents to receive necessary support services to keep children safe in the parents' home.



Vision: Safe Children, Strong Families

	Allocation and/or Program	Funding (in thousands)	# of Employees	# of Alaskans Served	% Cost through Fees	Rating of Importance to Mission	Rating of Effectiveness	Constitution Requirement	Federally Required	Required by Statute
15	Children's Services (486)	\$152,415.0: \$86,064.7 UGF \$5,600.0 DGF \$53,575.3 Fed \$7,175.0 Other	533							
16	Children's Services Management (2666)	\$11,695.1: \$7,295.8 UGF \$4,399.3 Fed	57	33,302	0.00%	Critical	2	No	Yes: Social Security Act, Title IV-A, IV-E, Title XIX, Child Abuse Prevention and Treatment Act (CAPTA), Children's Justice Act	18.05, Administration of Public Health and Related Laws 44.29.020(a), Duties of department 47.05.010, Duties of department 47.14.100, Powers and duties of department over care of child 47.14.980, Grants-in-aid
17	Children's Services Training (2667)	\$1,427.2: \$614.2 UGF \$813.0 Fed	-	33,302	0.00%	Critical	1	No	Yes: Social Security Act, Title IV-E, Title IV-B	18.05, Administration of Public Health and Related Laws 47.05.010, Duties of department 47.14.100, Powers and duties of department over care of child
18	Front Line Social Workers (2305)	\$55,250.4: \$39,555.9 UGF \$15,619.5 Fed \$75.0 Other	476	33,302	0.00%	Critical	2	Yes	Yes: Personal Responsibility and Work Opportunity Reconciliation Act of 1996, Titles IV-A, IV-B, IV-E and XIX of the Social Security Act	47.05.010, Duties of department 47.10, Children in Need of Aid 47.17, Child Protection
19	Family Preservation (1628)	\$14,371.0: \$5,065.9 UGF \$6,205.1 Fed \$3,100.0 Other	-	FY2016: 975 children + at least 597 adults	0.00%	Critical	1	No	Yes: Titles IV-B and IV-E of the Social Security Act, Children's Justice Act, Personal Responsibility and Work Opportunity Reconciliation Act, Child Abuse Prevention and Treatment Act, Foster Care Act of 1999	47.05.010, Duties of department 47.10, Children in Need of Aid 47.17, Child Protection 47.32, Centralized Licensing and Related Administrative Procedures
20	Foster Care Base Rate (2236)	\$19,027.3: \$7,361.5 UGF \$5,600.0 DGF \$6,065.8 Fed	-	5,035	29.43%	Critical	1	No	Yes: Title IV-E of the Social Security Act	47.05.065(3), Legislative Findings Related to Children 47.14.020(1), Duties of Department 47.14.100, Powers and duties of department over care of child
21	Foster Care Augmented Rate (2237)	\$1,676.1: \$1,037.6 UGF \$638.5 Fed	-	518	0.00%	Critical	1	No	Yes: Title IV-E of the Social Security Act	47.14.100(d), Powers and duties of department over care of child
22	Foster Care Special Need (2238)	\$11,711.3: \$6,479.2 UGF \$1,232.1 Fed \$4,000.0 Other	-	7,322	0.00%	Critical	1	No	Yes: Title IV-E of the Social Security Act	47.05.065(3), Legislative Findings Related to Children 47.14.100(b), Powers and duties of department over care of child
23	Subsidized Adoptions & Guardianship (1962)	\$37,256.6: \$18,654.6 UGF \$18,602.0 Fed	-	7,106	0.00%	Critical	1	No	Yes: Title IV-E of the Social Security Act; 42 USC 1305 (Adoptions and Safe Families Act of 1997)	25.23.190 - 240, Subsidy for hard-to-place child 47.14.100(d)(3), Powers and Duties of Department over Care of Child

FY2018 Governor's Operating Budget Decrements / Increments

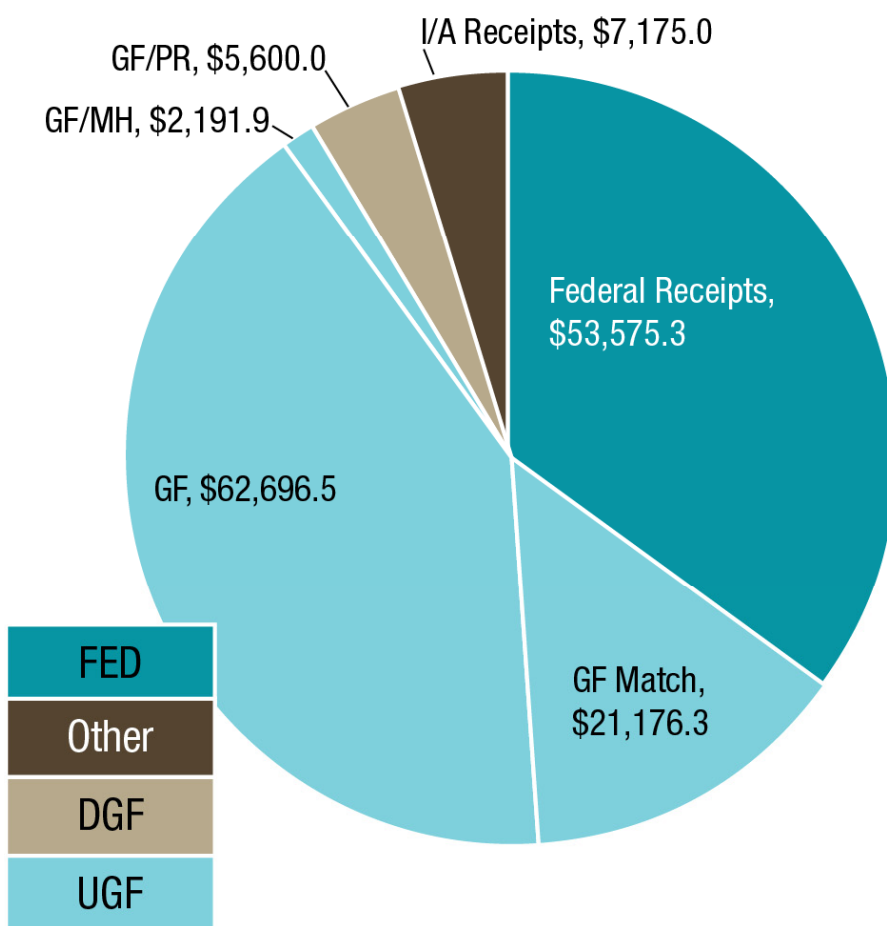
Component	Transaction	PFT	UGF	Fed	Other	Description
Children's Services Management	Decrement				(50.0)	Reduce Inter-Agency Receipt Authority
Family Preservation	Decrement				(333.4)	Reduce Inter-Agency Receipt Authority
Front Line Social Workers	Decrement				(150.0)	Reduce Excess Authority that Office of Children's Services no longer receives from the Dave Thomas Foundation
Front Line Social Workers	Decrement				(75.0)	Reduce Inter-Agency Receipt Authority
Foster Care Special Need	Decrement		(89.0)			Reduction of 20% from service contracts



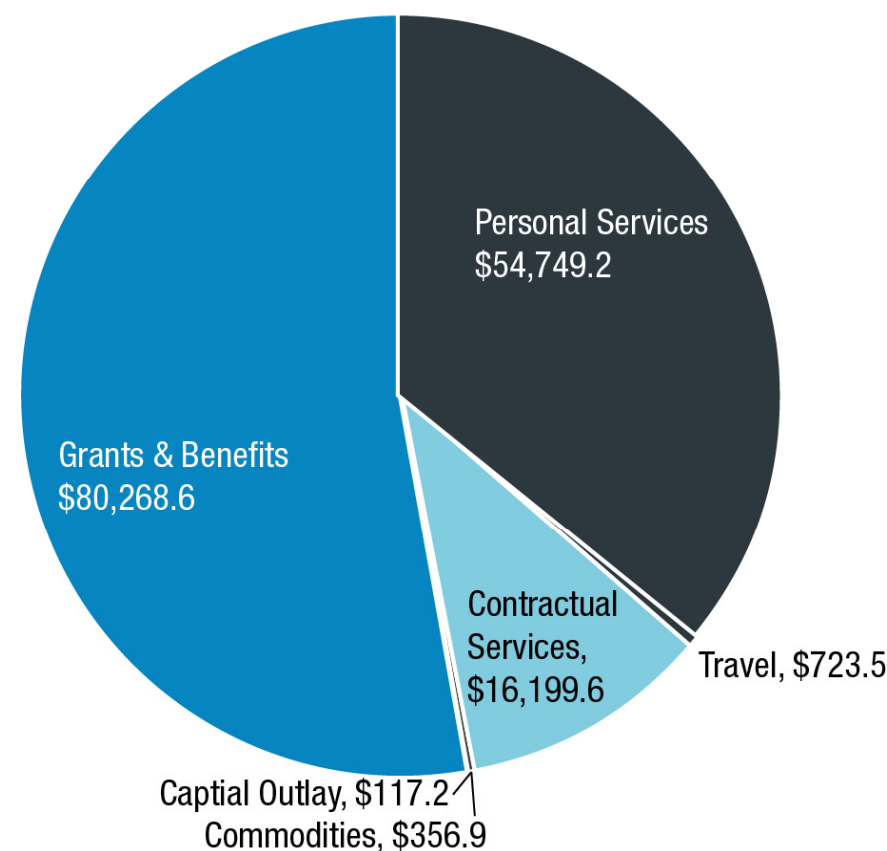
Vision: Safe Children, Strong Families

FY2018 Governor's Operating Budget

Revenue



Expenditure



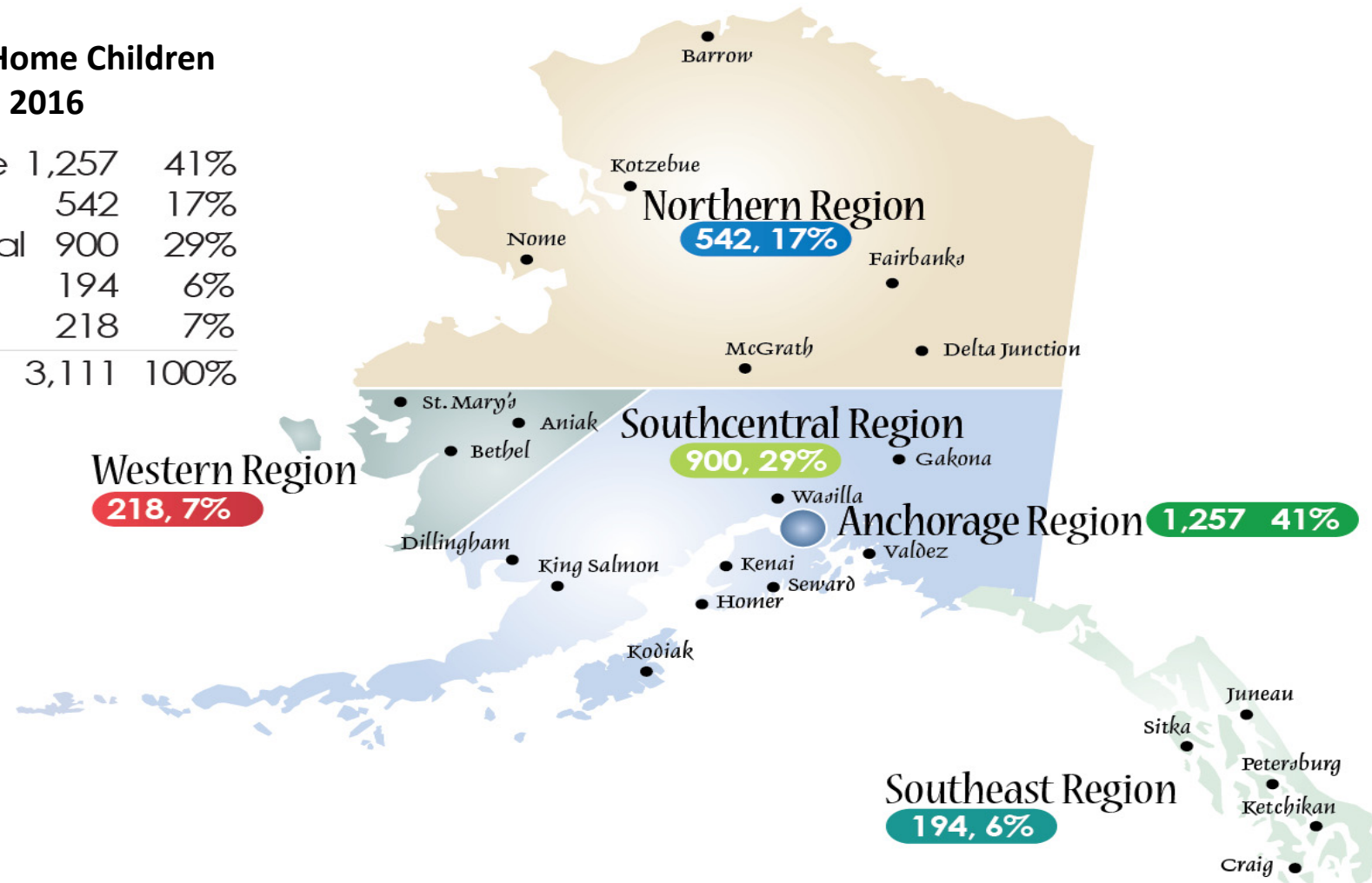
Vision: Safe Children, Strong Families



Count of Children Out of Home

Count of Out of Home Children on December 31, 2016

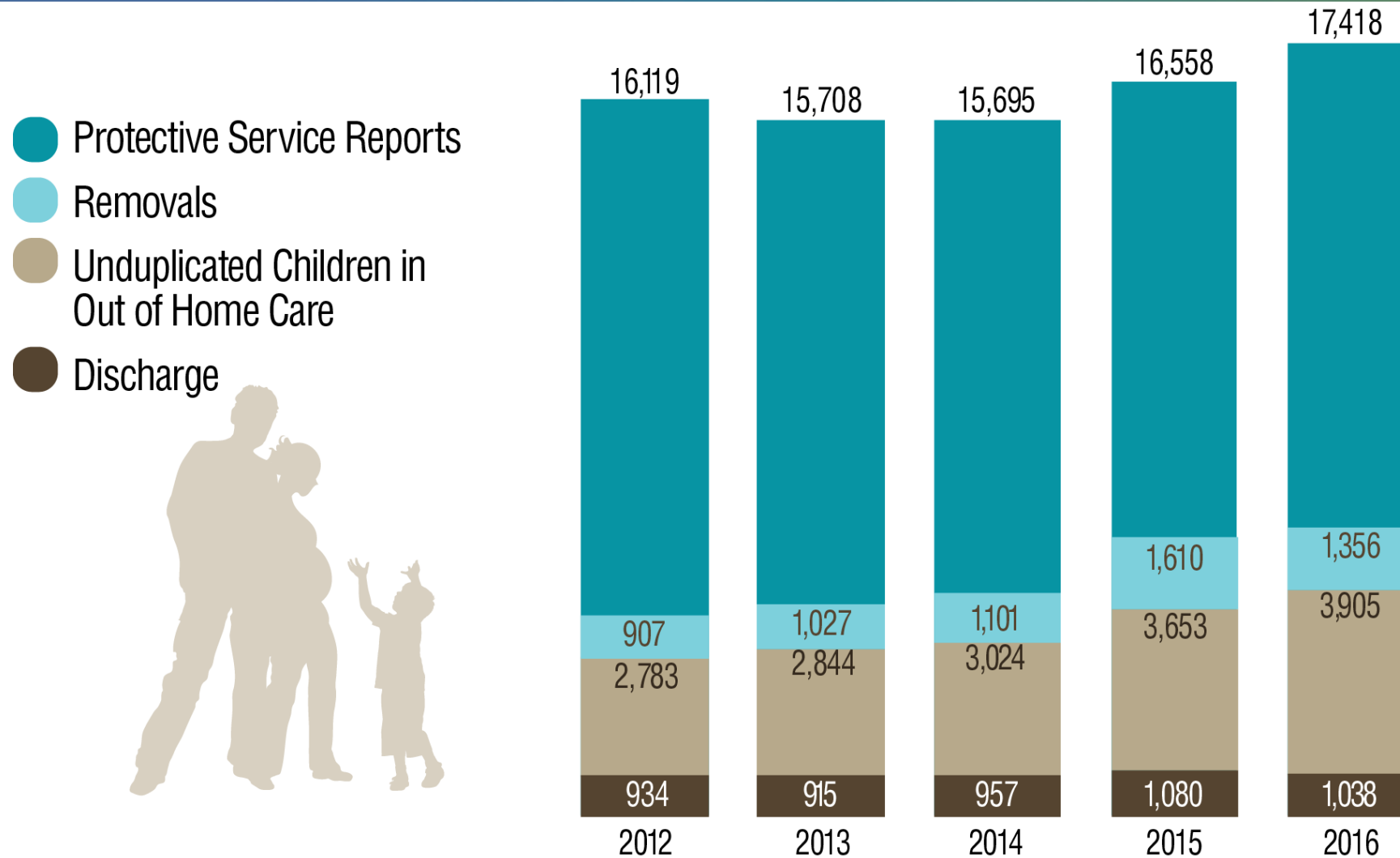
■	Anchorage	1,257	41%
■	Northern	542	17%
■	Southcentral	900	29%
■	Southeast	194	6%
■	Western	218	7%
	Statewide	3,111	100%



Vision: Safe Children, Strong Families



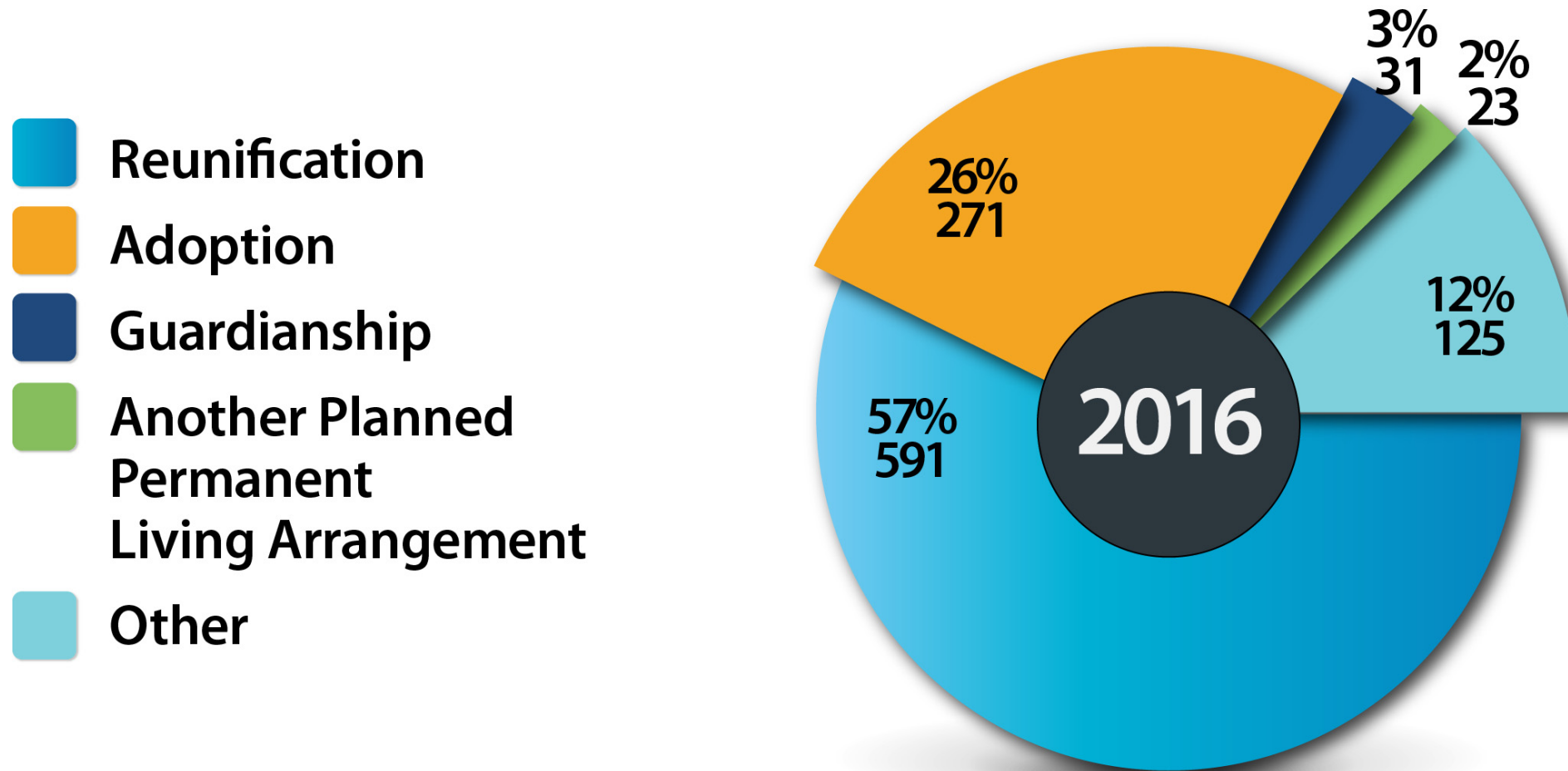
Children Out of Home, Removals, Discharges, and Trial Home Visits



Vision: Safe Children, Strong Families



Reasons for Discharge from Office of Children's Services



Total Discharge: 1,041

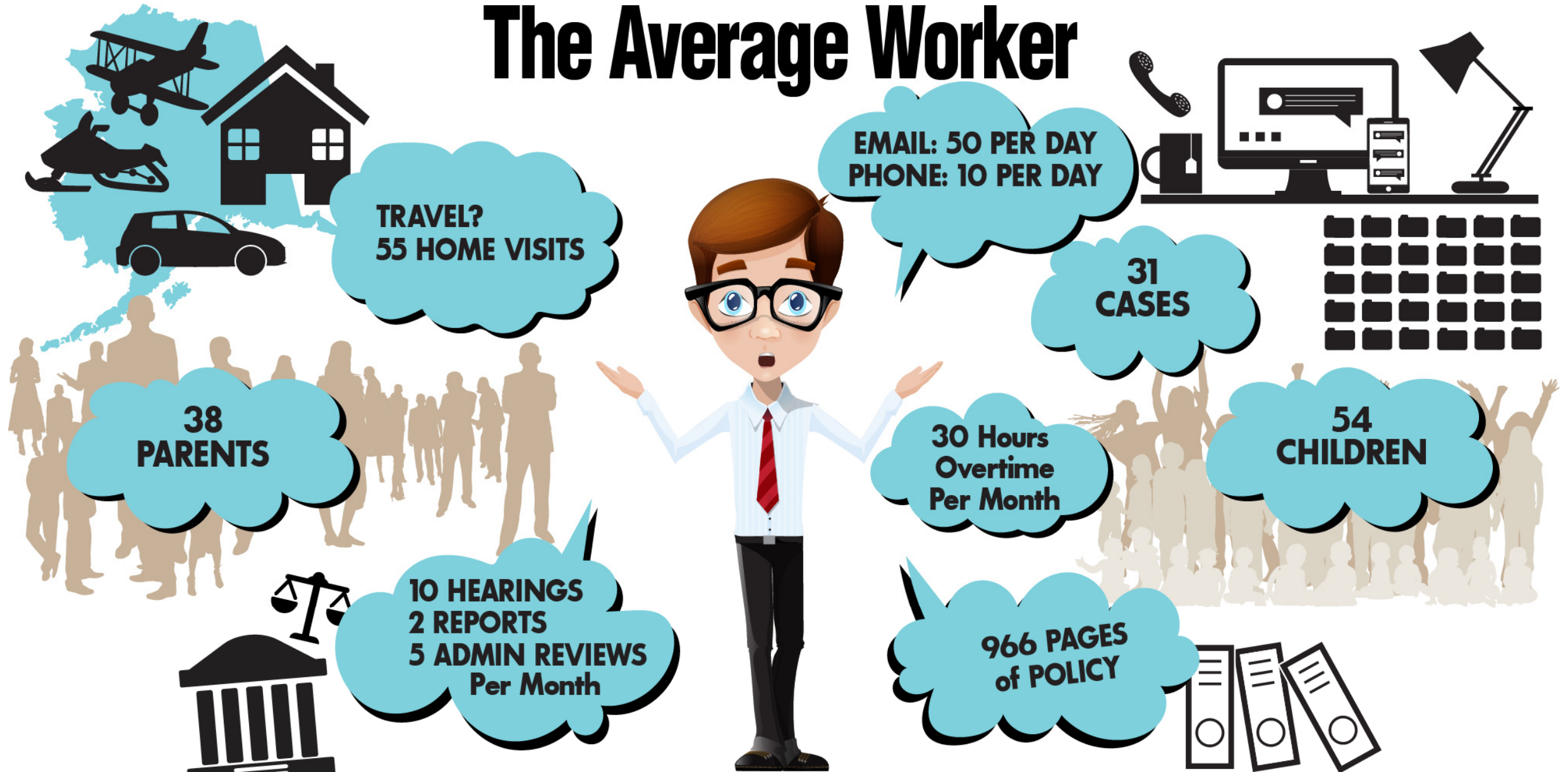


Vision: Safe Children, Strong Families

Counseling appointments	11
Court hearings	6
Case meetings	6
Medical appointments	4
Placement change	4
School change	2



The Average Worker



John: Case worker for 2 years in the Anchorage office

"I love my job. But the expectations don't meet reality."

"It is demoralizing because you can't get everything done."

"When you end up terminating a parents rights, you wonder if you could have done more to help them."

Impacts of Turnover

- ❖ Lower rates of reunification
- ❖ Increased rates of removal
- ❖ Longer lengths of stay in foster care
- ❖ Further drain on state and federal funds



New Jersey and the National Child Welfare Workforce Institute



http://www.nj.gov/dcf/childdata/exitplan/NJ.DCF.Workforce.Report_2015-2016.pdf



Vision: Safe Children, Strong Families

Successes & Opportunities

- ✓ DHSS 5-Year Strategic Plan to Transform Child Welfare in Alaska
- ✓ Better outcomes for Alaska Native children
- ✓ Reduced rate of repeat maltreatment
- ✓ Streamlined practices (National Electronic Interstate Child Exchange /Centralized Intake)
- Federal Child & Family Services Review in May 2017
- Medicaid Reform
- Safe Baby Courts (Ketchikan & Palmer)



Vision: Safe Children, Strong Families

QUESTIONS?

Thank You



Vision: Safe Children, Strong Families