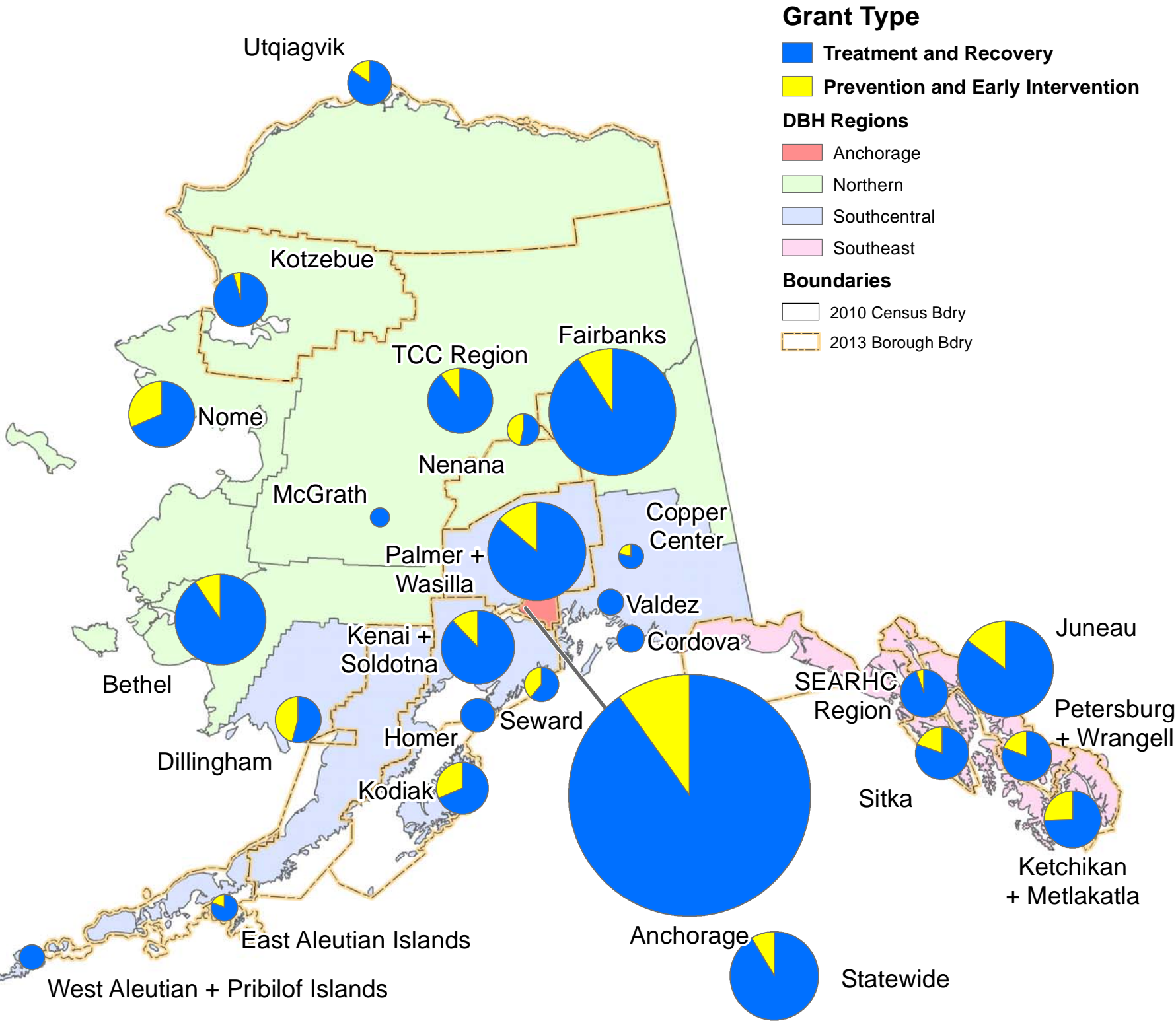


# FY 2017 Total DBH Grant Funding by Service Area and Grant Type

Service Area	Treatment & Recovery	Prevention & Intervention	TOTAL
Anchorage	\$24,375,577	\$2,647,744	\$27,023,321
Bethel	\$3,414,213	\$360,000	\$3,774,213
Copper Center	\$216,013	\$60,000	\$276,013
Cordova	\$333,574		\$333,574
Dillingham	\$513,866	\$432,000	\$945,866
East Aleutian Islands	\$261,086	\$60,765	\$321,851
Fairbanks / Fort Yukon	\$6,659,033	\$667,297	\$7,326,330
Homer	\$514,449		\$514,449
Juneau	\$3,570,991	\$611,151	\$4,182,142
Kenai / Soldotna	\$2,166,051	\$300,680	\$2,466,731
Ketchikan / Metlakatla	\$1,094,607	\$374,802	\$1,469,409
Kodiak	\$840,602	\$385,000	\$1,225,602
Kotzebue	\$1,253,380	\$60,000	\$1,313,380
McGrath	\$167,943		\$167,943
Nenana	\$242,423	\$212,000	\$454,423
Nome	\$1,352,834	\$622,000	\$1,974,834
Palmer / Wasilla	\$3,793,104	\$607,092	\$4,400,196
Petersburg / Wrangell	\$909,790	\$219,062	\$1,128,852
SEARHC Region	\$968,468	\$55,000	\$1,023,468
Seward	\$327,597	\$210,000	\$537,597
Sitka	\$1,022,385	\$250,000	\$1,272,385
TCC Region	\$1,737,339	\$194,848	\$1,932,187
Utqiagvik	\$742,246	\$134,942	\$877,188
Valdez	\$304,102		\$304,102
West Aleutian / Pribilofs	\$283,343		\$283,343
Other Statewide Grants	\$3,250,697	\$306,000	\$3,556,697
TOTAL:	\$60,315,713	\$8,770,383	\$69,086,096



Source: FY17 Grantee Database as of 1-24-2017 - Division of Behavioral Health

# Treatment and Recovery Grant Funding for FY2017

## by Service Area and Program Type

Service Area	PES	SED	SMI	SUD Res	SUD Out	Detox	Opioid	Support	Direct	Not Direct	TOTAL
Anchorage	\$1,088,495	\$2,896,019	\$6,424,139	\$5,246,978	\$1,468,223	\$1,597,204	\$1,103,657	\$4,077,419	\$454,593	\$18,850	\$24,375,577
Bethel	\$653,659	\$216,301	\$254,512	\$840,502	\$360,309					\$1,088,930	\$3,414,213
Copper Center	\$94,415	\$40,666	\$41,366		\$39,566						\$216,013
Cordova	\$59,329	\$98,174	\$84,282		\$91,789						\$333,574
Dillingham	\$121,613	\$29,167	\$114,921	\$213,549	\$34,616						\$513,866
East Aleutian Islands	\$48,873	\$57,121	\$38,283		\$116,809						\$261,086
Fairbanks	\$609,958	\$1,137,172	\$1,581,440	\$1,148,205	\$234,073	\$1,613,006	\$242,026	\$93,153			\$6,659,033
Homer	\$207,288	\$118,700	\$188,461								\$514,449
Juneau	\$194,777	\$783,213	\$1,209,432	\$505,612	\$472,284	\$62,520	\$175,000	\$168,153			\$3,570,991
Kenai / Soldotna	\$180,000	\$353,379	\$202,040	\$121,739	\$704,253	\$500,000		\$104,640			\$2,166,051
Ketchikan / Metlakatla	\$36,460	\$345,921	\$488,765	\$20,338	\$98,483			\$104,640			\$1,094,607
Kodiak	\$96,142	\$234,236	\$395,180		\$115,044						\$840,602
Kotzebue	\$289,858	\$68,289	\$68,365		\$826,868						\$1,253,380
McGrath	\$73,870	\$10,697	\$36,749		\$46,627						\$167,943
Nenana	\$188,209				\$54,214						\$242,423
Nome	\$147,120	\$256,376	\$31,126		\$818,212					\$100,000	\$1,352,834
Palmer / Wasilla	\$281,285	\$500,259	\$868,498	\$898,683	\$956,738				\$150,146	\$137,495	\$3,793,104
Petersburg / Wrangell	\$410,814	\$55,697	\$56,939		\$285,165				\$101,175		\$909,790
SEARHC Region	\$104,771	\$55,584	\$338,183	\$171,747	\$298,183						\$968,468
Seward	\$20,318		\$168,231		\$139,048						\$327,597
Sitka	\$122,790	\$491,445	\$99,936	\$158,214	\$150,000						\$1,022,385
TCC Region	\$470,472	\$61,715	\$190,700	\$384,972	\$131,851					\$497,629	\$1,737,339
Utqiagvik	\$590,885	\$10,408	\$25,694		\$115,259						\$742,246
Valdez	\$92,955	\$35,340	\$59,630		\$116,177						\$304,102
West Aleutian / Pribilofs	\$64,672	\$46,386	\$72,890		\$99,395						\$283,343
Other Statewide Grants		\$2,026,989						\$692,620		\$531,088	\$3,250,697
TOTAL:	\$6,249,028	\$9,929,254	\$13,039,762	\$9,710,539	\$7,773,186	\$3,772,730	\$1,520,683	\$5,240,625	\$705,914	\$2,373,992	\$60,315,713

Program Type Grouping	SUD Outpatient
	Adult - Outpatient - SA
	Women & Children - Outpatient - SA
	Youth & Family Outpatient - SA
	SA Treatment for OCS
PES	Withdrawal Management
Psychiatric Emergency Services	Detoxification
SED	Opioid
SED Youth & Family Outpatient - MH	Outpatient Opioid Treatment Program - SA
Youth Residential - MH	
SMI	Support Services
Adult Residential/Supportive Housing - MH	Peer and Consumer Supports
SMI - Outpatient - MH	
SUD Residential	Other Direct Services
Adult Residential - SA	Trauma Informed Behavioral Health Services
Women & Children Residential - SA	Therapeutic Court
Youth Residential - SA	Other Not Direct Services
	Sobering Center, Service Patrol, Referral, etc.

### Program Type

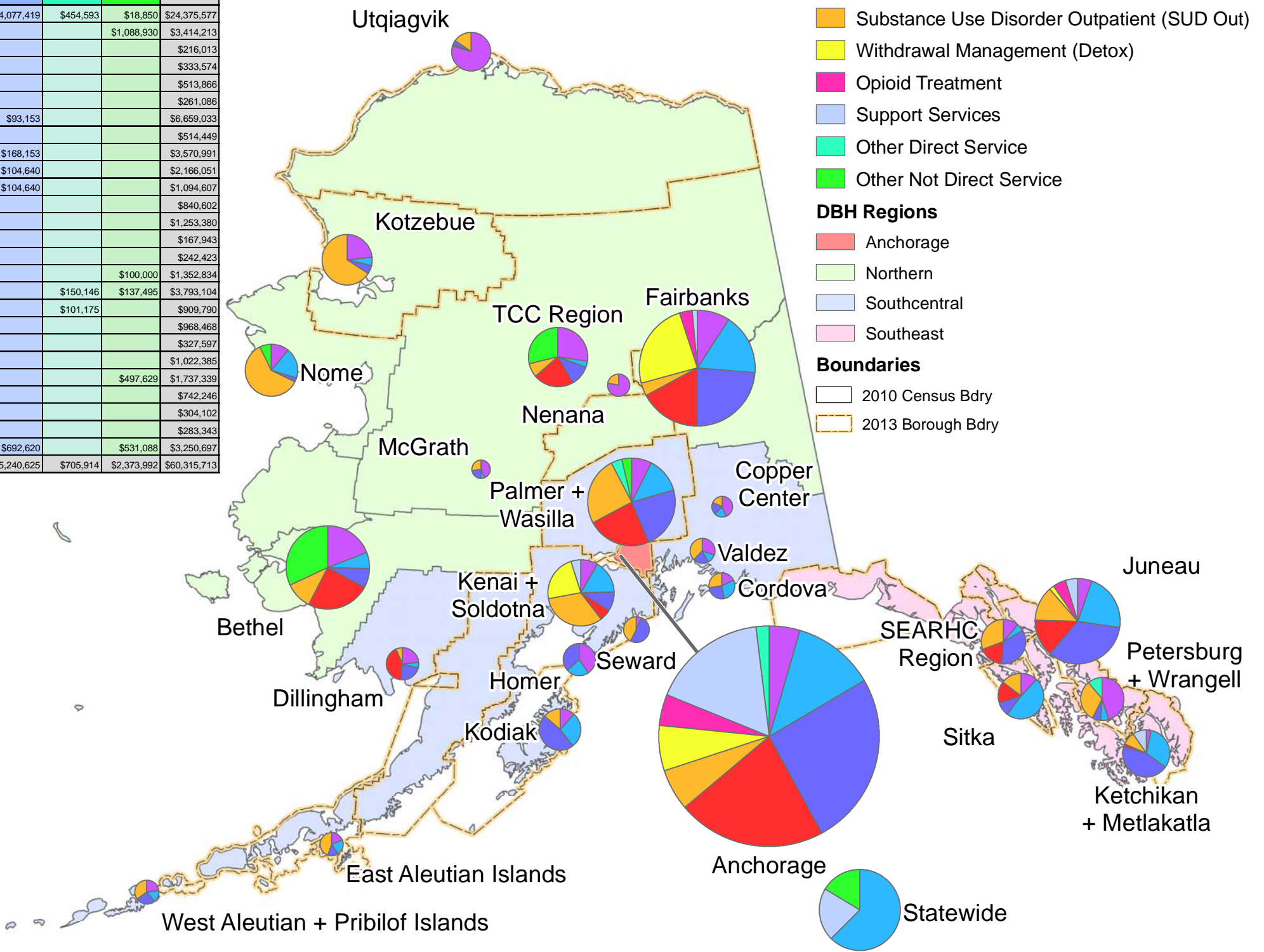
- Psychiatric Emergency Services (PES)
- Severe Emotional Disturbance (SED) Youth
- Serious Mental Illness (SMI) Adult
- Substance Use Disorder Residential (SUD Res)
- Substance Use Disorder Outpatient (SUD Out)
- Withdrawal Management (Detox)
- Opioid Treatment
- Support Services
- Other Direct Service
- Other Not Direct Service

### DBH Regions

- Anchorage
- Northern
- Southcentral
- Southeast

### Boundaries

- 2010 Census Bdry
- 2013 Borough Bdry



Source: FY17 Grantee Database as of 1-24-2017 - Division of Behavioral Health



# Prevention and Early Intervention Grant Funding for FY2017 by Service Area and Program Type

Service Area	ASAP	CBHPEIS	FWWI	PFS	RHSS	RR	SP	TC	TOTAL
Anchorage	\$410,000	\$1,017,744	\$150,000	\$200,000	\$305,000	\$300,000		\$265,000	\$2,647,744
Bethel	\$60,000	\$150,000			\$150,000				\$360,000
Copper Center	\$60,000								\$60,000
Dillingham	\$60,000				\$372,000				\$432,000
East Aleutian Islands					\$60,765				\$60,765
Fairbanks / Fort Yukon	\$150,000			\$157,297	\$100,000		\$260,000		\$667,297
Juneau	\$140,723			\$186,428			\$284,000		\$611,151
Kenai / Soldotna		\$150,680		\$150,000					\$300,680
Ketchikan / Metlakatla		\$374,802							\$374,802
Kodiak	\$110,000				\$275,000				\$385,000
Kotzebue	\$60,000								\$60,000
Nenana					\$212,000				\$212,000
Nome	\$60,000	\$300,000			\$212,000	\$50,000			\$622,000
Palmer / Wasilla	\$150,000	\$257,092		\$200,000					\$607,092
Petersburg / Wrangell		\$219,062							\$219,062
SEARHC Region					\$55,000				\$55,000
Seward	\$60,000	\$150,000							\$210,000
Sitka				\$150,000	\$100,000				\$250,000
TCC Region		\$95,848			\$99,000				\$194,848
Utqiagvik		\$134,942							\$134,942
Other Statewide Grants		\$306,000							\$306,000
TOTAL:	\$1,320,723	\$3,156,170	\$150,000	\$1,043,725	\$1,940,765	\$350,000	\$544,000	\$265,000	\$8,770,383

## Program Type

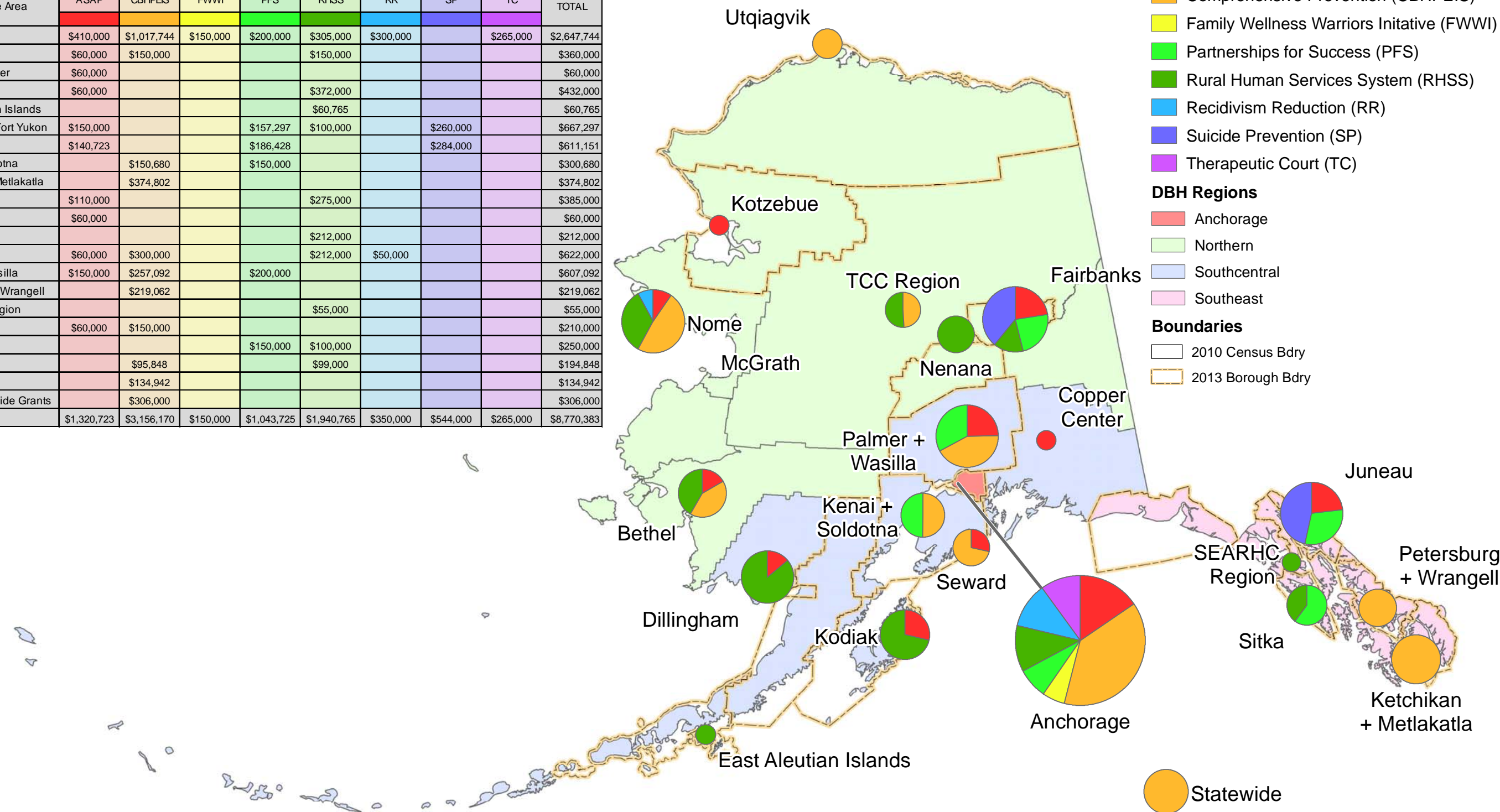
- Alcohol Safety Action Program (ASAP)
- Comprehensive Prevention (CBHPEIS)
- Family Wellness Warriors Initiative (FWWI)
- Partnerships for Success (PFS)
- Rural Human Services System (RHSS)
- Recidivism Reduction (RR)
- Suicide Prevention (SP)
- Therapeutic Court (TC)

## DBH Regions

- Anchorage
- Northern
- Southcentral
- Southeast

## Boundaries

- 2010 Census Bdry
- 2013 Borough Bdry



# Substance Use Disorder (SUD) Funding for FY2017

## by Service Area and Program Type

Service Areas	Detox	Opioid	Youth SUD Res	Women and Children SUD Res	Adult SUD Res	Youth and Family SUD Out	Women and Children SUD Out	Adult SUD Out	Therapeutic Court	Other SUD Direct	Other SUD Not Direct	Prevention Programs	Total
Anchorage	\$1,597,204	\$1,103,657	\$775,995	\$806,540	\$3,664,443	\$500,000	\$160,501	\$578,747	\$280,179	\$2,103,975	\$1,088,930	\$710,000	\$12,281,241
Barrow					\$840,502			\$360,309			\$1,088,930	\$60,000	\$2,349,741
Bethel								\$39,566				\$60,000	\$99,566
Copper Center								\$91,789					\$91,789
Cordova					\$213,549			\$34,616				\$60,000	\$308,165
Dillingham								\$116,809					\$116,809
East Aleutian Islands	\$1,613,006	\$242,026		\$543,558	\$804,647	\$50,000		\$184,073				\$150,000	\$3,387,310
Fairbanks / Fort Yukon	\$62,520	\$175,000			\$505,612	\$159,527		\$312,757				\$140,723	\$1,356,139
Juneau	\$500,000				\$121,739	\$79,701	\$100,000	\$524,552					\$1,325,992
Kenai / Soldotna					\$20,338	\$15,064		\$83,419					\$118,821
Ketchikan / Metlakatla								\$115,044				\$110,000	\$225,044
Kodiak								\$826,868				\$60,000	\$886,868
Kotzebue								\$46,627					\$46,627
McGrath								\$54,214					\$54,214
Nenana								\$818,212			\$100,000	\$110,000	\$1,028,212
Nome					\$898,683	\$145,968	\$428,809	\$225,553	\$150,146	\$156,408		\$150,000	\$2,155,567
Palmer / Wasilla								\$285,165					\$285,165
Petersburg / Wrangell			\$171,747					\$298,183					\$469,930
SEARHC Region								\$139,048				\$60,000	\$199,048
Seward					\$158,214	\$50,000	\$50,000	\$50,000					\$308,214
Sitka					\$384,972			\$131,851			\$497,629		\$1,014,452
TCC Region								\$115,259					\$115,259
Valdez								\$116,177					\$116,177
West Aleutian / Pribilof								\$99,395					\$99,395
Other Statewide Grants											\$42,695		\$42,695
TOTAL:	\$3,772,730	\$1,520,683	\$947,742	\$1,350,098	\$7,412,699	\$1,000,260	\$739,310	\$5,648,233	\$430,325	\$2,260,383	\$1,729,254	\$1,670,723	\$28,482,440

### Other SUD Direct Services

Substance Use Disorder Treatment for OCS Engaged Families  
Permanent Supportive Housing Intensive Case Management

### Other SUD Not Direct Services

Chemical Dependency Professionals Certification  
SUD Planning Grant for Building a Treatment Center  
Sobering Center  
Bethel Community Service Patrol

### Prevention Programs

Alcohol Safety Action Program (Adult & Juvenile)  
Recidivism Reduction

### Program Type

- Withdrawal Management (Detox)
- Opioid Treatment
- Youth SUD Residential
- Women & Children SUD Residential
- Adult SUD Residential
- Youth & Family SUD Outpatient
- Women & Children SUD Outpatient
- Adult SUD Outpatient
- Therapeutic Court
- Other SUD Direct Services
- Other SUD Not Direct Services
- Prevention Programs

### DBH Regions

- Anchorage
- Northern
- Southcentral
- Southeast

### Boundaries

- 2010 Census Bdry
- 2013 Borough Bdry

