

Optometry

A Career Guide



Acknowledgments

This career guide was written and compiled by the Association of Schools and Colleges of Optometry (ASCO). The guide was written to provide a “core document” that could represent the most current, consistent, and reliable information on optometry as a career for use by prospective students, prehealth advisors, and optometrists who want to share information about their profession with others. The material is intended for use by ASCO and its member schools and colleges in any format that will make information about optometry accessible and available to those who express interest in the profession.

Director, Student and Residency Affairs
Association of Schools and Colleges of Optometry
6110 Executive Boulevard, Suite 420
Rockville, MD 20852
www.opted.org

Updated Spring 2016

Table of Contents

I. DEFINITION OF THE PROFESSION	2
II. OUTLOOK FOR THE PROFESSION	3
Population Changes and the Optometry Profession.....	3
Social and Legal Changes Affecting Optometry.....	4
Professional Satisfaction.....	5
III. NEW FRONTIERS IN EYE CARE	6
Lasers.....	6
Instrumentation.....	6
Medication.....	6
IV. MODES OF PRACTICE	7
Individual Private Practice.....	7
Partnership or Group Practice.....	7
Retail/Optical Settings.....	7
Optometric/Ophthalmologic Professional Settings	7
Military/Public Health.....	7
Interdisciplinary Care	8
Academic/Research.....	8
Corporate/Industrial	8
Consultants.....	8
V. INCOME POTENTIAL	8
VI. OPTOMETRY AREAS OF EMPHASIS	9
VII. A TYPICAL DAY IN THE LIFE OF AN OD	11
VIII. FUNCTIONAL STANDARDS FOR AN ADMISSIONS CANDIDATE TO CONSIDER	12
IX. THE OPTOMETRY CURRICULUM	16
X. BECOMING LICENSED TO PRACTICE OPTOMETRY	17
Postgraduate Programs.....	17
XI. ADMISSION REQUIREMENTS	19
OptomCAS.....	20
Optometry Admission Test (OAT).....	21
XII. FINANCING AN OPTOMETRIC EDUCATION	22
Sources of Financial Aid.....	22
Applying for Financial Aid	24
Managing Educational Indebtedness	25

I. DEFINITION OF THE PROFESSION

"Doctors of optometry (ODs) are the independent primary health care professionals for the eye. Optometrists examine, diagnose, treat, and manage diseases, injuries, and disorders of the visual system, the eye, and associated structures as well as identify related systemic conditions affecting the eye" (American Optometric Association [AOA]).

Today, the profession of optometry involves much more than just prescribing and fitting glasses and contact lenses. ODs are trained to evaluate any patient's visual condition and to determine the best treatment for that condition. ODs are viewed increasingly as primary care providers for patients seeking ocular or visual care.

Conditions typically cared for by ODs are:

- » Corneal abrasions, ulcers, or infections; glaucoma; and other eye diseases that require treatment with pharmaceutical agents, management, and referral when necessary;
- » Visual skill problems such as the inability to move, align, fixate, and focus the ocular mechanism in such tasks as reading, driving, computer use, and in tasks related to hobbies and employment;
- » The inability to properly process and interpret information requiring perception, visualization, and retention such as that needed for most learning tasks;
- » Poor vision-body coordination when one interacts with the environment, as in sports, occupations, and other everyday activities requiring spatial judgments; and
- » Clarity problems such as simple nearsightedness or farsightedness or complications due to the aging process, disease, accident, or malfunction.

ODs also work to:

- » Diagnose, manage, and refer systemic diseases such as hypertension, diabetes, and others that are often first detected in the eye;
- » Provide presurgical and postsurgical care of cataracts, refractive laser treatment, retinal problems, and other conditions that require presurgical and postsurgical care; and
- » Encourage preventative measures such as monitoring infants' and children's visual development, evaluating job/school/hobby-related tasks, and promoting nutrition and hygiene education.

II. OUTLOOK FOR THE PROFESSION

According to the U.S. Department of Labor's Bureau of Labor Statistics, job opportunities should be very good over the next decade. With favorable working conditions, regular hours, and a minimum of emergency calls, optometric careers offer many options and great freedom in choosing a location to live and practice. Optometrists provide the majority of primary vision care administered. Even people who may not require corrective eyewear need regular care to prevent, detect, and manage eye disease.

Population Changes and the Optometry Profession

The aging of the U.S. population has had two effects on the practice of optometry. First, many practicing optometrists are approaching retirement age. As the baby-boomer generation enters retirement, many aging optometrists are looking for younger doctors who can take over their practices or offer new areas of emphasis to their practices.

Second, as the population ages, optometry services will be in increasing demand. The growing numbers of senior citizens with age-related eye diseases such as cataracts, glaucoma, diabetic retinopathy, hypertensive retinopathy, and macular degeneration will require increased services from optometrists.

Senior citizens are in a better position to consult optometrists following a change in the Medicare law in 1987, which authorized reimbursement to optometrists. Primary eye care examinations for individuals over the age of 65 performed by optometrists have increased since the Medicare law was passed.

Another milestone in optometric care was the Affordable Care Act (ACA). The Harkin Amendment that is part of the ACA made it against the law for health insurance companies to discriminate against optometrists for vision care. In addition, every insurance policy available must cover comprehensive eye exams for children up to age 18. This requirement is called the Pediatric Eye Care Essential Benefit.

Social and Legal Changes Affecting Optometry

ODs are highly valued by a population that is increasingly conscious of the benefits of good health and regular vision care. Rising personal incomes, ACA, and Medicare coverage for optometry services make regular eye care provided by optometrists even more desirable and affordable.

As society becomes more mechanized and digital, vision requirements become more exacting. The number of persons needing professional help for near-point visual tasks, including both older patients and school children, is steadily growing. Increased demands for vision care result not only from population changes, but also from an increased understanding of how good vision relates to driving, workplace requirements, student achievement, leisure activities, adjustments to aging, and other areas crucial to a modern computer and technology-driven society.

Demand for optometry services is also expected to increase as state laws, which regulate optometric practice (similar to all medical professions), have expanded to place responsibilities for virtually all primary eye care services on optometrists. All states in the United States recognize that optometrists are trained to prescribe medications to treat eye diseases.

Most new opportunities for graduates are created by the retirement of optometrists, the establishment of new offices, the inclusion of optometrists in interdisciplinary practices, and the growth of group practices, in addition to the expanding scope of care provided by optometrists. There has also been an increase in the number of corporate optometry locations, which has created demand for optometrists.

The number of new practicing optometrists is limited by the fact that there are 23 schools and colleges of optometry in the United States and Puerto Rico, with two additional schools in Canada. Class sizes are restricted; therefore, the number of new graduates remains fairly constant. Federal data indicate employment of optometrists is projected to grow 27% through 2024. Because vision problems tend to occur more frequently later in life, an aging population will require more optometrists. As people age, they become more susceptible to conditions that impair vision such as cataracts and macular degeneration. In addition, an increasing number of insurance plans provide some vision or eye care coverage. Furthermore, the number of individuals, particularly children, who have vision or eye care insurance will increase as a result of federal health insurance reform legislation. More optometrists will be needed in order to provide services to more patients, as cited by the U.S. Department of Labor's Bureau of Labor Statistics in the Occupational Outlook Handbook, 2016-2017 edition.

Professional Satisfaction

Practicing ODs experience keen satisfaction in their profession. The fact that many optometrists choose to practice on a part-time basis well into their retirement speaks highly of the rewards of the profession.

Adding to optometrists' satisfaction is the fact that they have a great work/life balance with a great salary. Over the years, optometrists have expanded their services to include more eye-health-related procedures, which assist their patients and have enabled their practices to grow.



III. NEW FRONTIERS IN EYE CARE

New technologies have helped the profession of optometry to expand both the scope and the efficiency of practice. Optometrists and their patients are benefiting from the many advances in eye care and medical technology.

There has been a significant increase in the use of new and relatively new lens treatments, designs, and corrective materials such as contact lenses. Today, millions of people wear contact lenses.

Lasers

Lasers have been used for many years for treating eye diseases (e.g., diabetes, macular degeneration, glaucoma, and some forms of cataracts) and for help with diagnosing visual problems. In recent years, the use of lasers to correct forms of refractive errors (near-sightedness, farsightedness, or astigmatism) has been increasing. Traditionally, these conditions were correctable only with glasses, contact lenses, and invasive surgery.

ODs play a key role in helping patients determine whether they are candidates for new procedures in laser surgery. When laser surgery is appropriate for a patient, optometrists provide nearly all preoperative and postoperative care. Kentucky, Oklahoma, and Louisiana were the first three states to allow optometrists to perform certain laser surgeries.

Instrumentation

Technology is rapidly improving diagnostic instruments used by all health care practitioners. More accurate and efficient test results enable ODs to better diagnose, manage, and treat eye disorders and diseases. Technology also helps optometrists educate patients about their conditions—long a hallmark of the profession—and allows patients to participate in their care and treatment decisions.

Medication

New medications are developed each year that optometrists use to treat diseases of the human eye. This area, perhaps more than any other, reinforces the need for a well-rounded continuing education because it serves as the foundation of an OD's lifelong service in a modern health care delivery system.

IV. MODES OF PRACTICE

Optometrists practice in many different kinds of situations and with different types of employers.

Individual Private Practice

The individual private practitioner usually is a primary care optometrist with a stand-alone practice. Such practitioners may specialize in fields such as:

- » Contact lenses,
- » Pediatrics,
- » Low vision/geriatrics, and
- » Vision therapy.

An individual practice may be in a variety of settings and locations, ranging from a free-standing to a professional building.

Partnership or Group Practice

This mode of practice is very similar to an individual practice except that there are two or more optometrists in the group. Each member of the group may specialize in a different area of practice. This is an increasingly popular form of practice.

Retail/Optical Settings

In this setting, optometrists usually rent space from or are employed by a large retail outlet. However, they remain independent practitioners.

Optometric/Ophthalmologic Professional Settings

The optometrist practices in conjunction with the ophthalmologist and comanages the patients in this setting.

Military/Public Health

Optometrists are commissioned officers who work in a hospital or clinical setting with other health care practitioners.

Interdisciplinary Care

The optometrist works with other health care practitioners in a hospital-based or clinic setting, such as in a Department of Veterans Affairs (VA) hospital, as part of an interdisciplinary team.

Academic/Research

The OD teaches about primary care and/or performs research in a university setting. Academics pursue additional training after optometry school and have completed a residency, or a master of science or doctoral program.

Corporate/Industrial

Optometrists are employed by large corporations to perform clinical research or to provide patient care in a clinic within the corporate setting.

Consultants

Optometrists work as consultants to the ophthalmic industry, education, sports (high school to professional), and government.

V. INCOME POTENTIAL

Optometrists enjoy the benefits of financial security, independence, and recognition in their communities. Optometry is often rated an "excellent" career choice because of its expectations for job growth, earnings potential, and the opportunity for meaningful work and good quality of life.

The average net income from the practice of optometry was \$122,667 in 2014, according to a recent AOA survey of member optometrists.

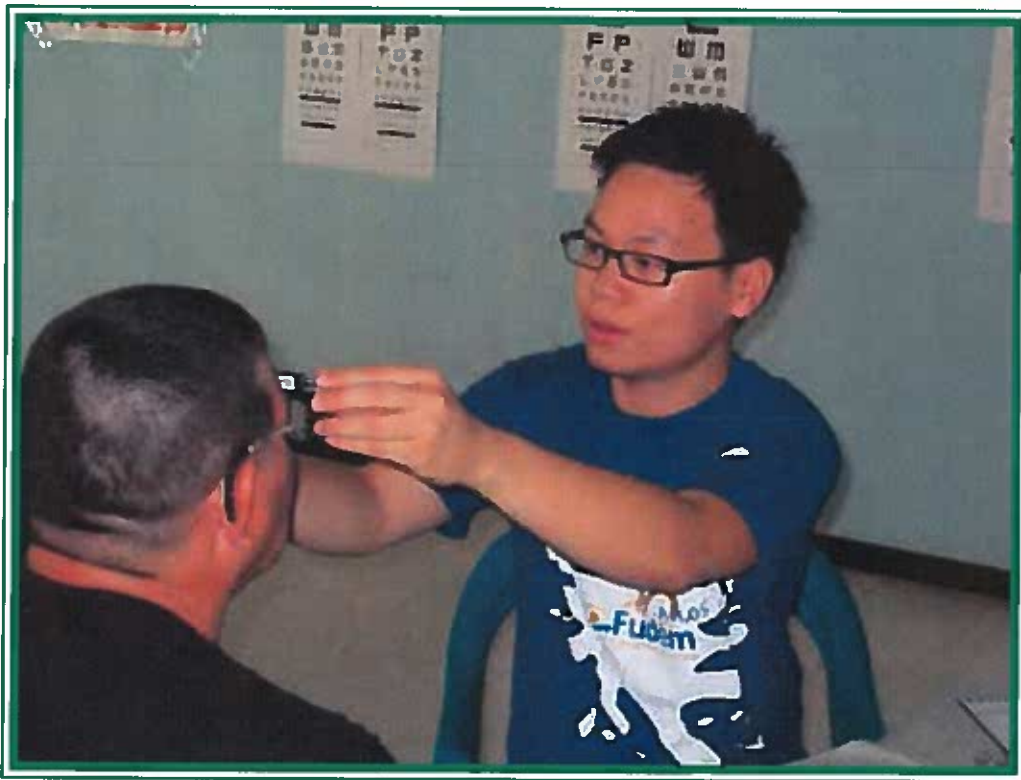


American Optometric Association

VI. OPTOMETRY AREAS OF EMPHASIS

Most ODs practice “full-scope,” primary care optometry and treat and manage all forms of visual and ocular conditions. However, a practitioner may choose to concentrate his/her practice on treating a selected population or visual condition.

Residencies are not required to develop an area of emphasis. Because the four-year optometry curriculum prepares graduates in all areas, a residency does not introduce but enhances experience in a selected area.



These areas of emphasis include:

Family Practice Optometry: The clinical and didactic curricula will be devoted to topics and practice broadly represented in general optometric care. The patient population will include an age range from pediatric to geriatrics.

Primary Eye Care: The majority of the clinical and didactic curricula will be devoted to topics and practice relevant to the program's unique patient population. This patient population may be evident in the title, e.g., Primary Eye Care-Dept. of Veteran Affairs, Primary Eye Care-Indian Health Services.

Cornea and Contact Lenses: The majority of the clinical and didactic curricula will be devoted to topics and practice prevalent in the cornea and contact lens population.

Geriatric Optometry: The majority of the clinical and didactic curricula will be devoted to topics and practice prevalent in the geriatric population.

Pediatric Optometry: The majority of the clinical and didactic curricula will be devoted to topics and practice prevalent in the pediatric population.

Vision Therapy and Rehabilitation: The majority of the clinical and didactic curricula will be devoted to topics and practice relevant to dysfunctions of eye movement, accommodative, binocular and perceptual systems, reduced visual acuity, and compromised visual fields.

Low Vision Rehabilitation: The majority of the clinical and didactic curricula will be devoted to topics and practice relevant to low vision patients.

Ocular Disease: The majority of the clinical and didactic curricula will be devoted to topics and practice relevant to the diagnosis, management, and treatment of ocular disease.


Refractive and Ocular Surgery: The majority of the clinical and didactic curricula will be devoted to topics and practice relevant to refractive and ocular surgery.

Community Health Optometry: The clinical and didactic curricula will be devoted to community-based optometric care with an emphasis on public health and cultural issues that impact care.

Brain Injury Rehabilitation: The majority of the clinical and didactic curricula will be devoted to topics and practice relevant to assessment, management, and interdisciplinary rehabilitation of patients with brain injury and neurologic disease.

VII. A TYPICAL DAY IN THE LIFE OF AN OD

Each workday is different for ODs, and the scope and mode of practice in which the doctor are engaged can make the differences even more pronounced. If he/she specializes, the day is filled with evaluating new patients and providing the treatment particular to the area of emphasis. If the doctor is a member of a group practice, he/she may be the specialist in that group for certain kinds of patients or conditions. If the doctor



is involved in a more commercial practice or as an employee, he/she may be limited by the dictates of the corporation or employer. If the doctor chooses to provide care in a nursing home or makes house calls, the patient demands and instrumentation available to him/her are different from the doctor who consults in a hospital or a grade school. The self-employed doctor or a partner in a group practice can more easily set his/her own hours, whereas the doctor employed in other settings is less able to do so.

Most ODs are "generalists" and, assuming they provide full-scope primary optometric care, their day can be quite varied and challenging. Patient interaction can include performing routine visual exams, removing a foreign body from the cornea, evaluating a child who is not performing well in school, fitting contact lenses, prescribing medication for glaucoma, providing follow-up care after refractive surgery, and/or fitting a patient who is legally blind with a magnifying device that enables the patient to read.

Typically, the doctor works with a technician who administers preliminary tests, advises patients on the use and care of contact lenses, and assists patients in selecting frames. The doctor spends time with the patient, gathering more information, testing, making a diagnosis, determining the treatment required, and discussing the treatment regimen with the patient. The doctor records all information into the patient's record, dictating letters of referral if conditions such as diabetes or hypertension are detected or letters to schools reporting on a child's visual status. An office manager or receptionist (depending on the size of the practice) may take care of completing information required by the patient's health insurance provider.

VIII. FUNCTIONAL STANDARDS FOR AN ADMISSIONS CANDIDATE TO CONSIDER

Following are the Functional Standards for Didactic and Clinical Optometric Education. The Board of Directors of ASCO developed these standards in 1998 and revised them in 2009. Although developed for several reasons, the functional standards give prospective students an accurate idea of the skills required to perform the duties of an optometrist.

To provide guidance to those considering optometry as a profession, ASCO has established functional guidelines for optometric education. The ability to meet these guidelines, along with other criteria established by individual optometric institutions, is necessary for graduation from an optometric professional degree program.

One of the missions of each school and college of optometry is to produce graduates fully qualified to provide quality comprehensive eye care services to the public. To fulfill this mission, each institution must ensure that students demonstrate satisfactory knowledge and skill in the provision of optometric care. Admission committees, therefore, consider a candidate's capacity to function effectively in the academic and clinical environments, as well as a candidate's academic qualifications and personal attributes.

The functional guidelines in optometric education require that the candidate/student possess appropriate abilities in the following areas:

1. observation;
2. communication;
3. sensory and motor coordination;
4. intellectual-conceptual, integrative and quantitative abilities; and
5. behavioral and social attributes. Each of these areas is described in this document.

In any case where a student's abilities in one of these areas are compromised, he or she must demonstrate alternative means and/or abilities to meet the functional requirements. It is expected that seeking and using such alternative means and/or abilities shall be the responsibility of the student. Upon receipt of the appropriate documentation, the school or college will be expected to provide reasonable assistance and accommodation to the student.

OBSERVATION ABILITIES

The student must be able to acquire a defined level of required knowledge as presented through lectures, laboratories, demonstrations, patient interaction and self-study. Acquiring this body of information necessitates the functional use of visual, auditory and somatic sensation enhanced by the functional use of other sensory modalities. Examples of these observational skills in which accurate information needs to be extracted in an efficient manner include:

Visual Abilities:

(as they relate to such things as visual acuity, color vision and binocularity)

- » Visualizing and reading information from papers, films, slides, video and computer displays
- » Observing optical, anatomic, physiologic and pharmacologic demonstrations and experiments
- » Discriminating microscopic images of tissue and microorganisms
- » Observing a patient and noting non-verbal signs
- » Discriminating numbers, images, and patterns associated with diagnostic tests and instruments
- » Visualizing specific ocular tissues in order to discern three-dimensional relationships, depth and color changes

Auditory Abilities:

- » Understanding verbal presentations in lecture, laboratory and patient settings
- » Recognizing and interpreting various sounds associated with laboratory experiments as well as diagnostic and therapeutic procedures

Tactile Abilities:

- » Palpating the eye and related areas to determine the integrity of the underlying structures
- » Palpating and feeling certain cardiovascular pulses

COMMUNICATION ABILITIES

The student must be able to communicate effectively, efficiently and sensitively with patients and their families, peers, staff, instructors and other members of the health care team. The student must be able to demonstrate established communication skills using traditional and alternative means. Examples of required communications skills include

- » Relating effectively and sensitively to patients, conveying compassion and empathy
- » Perceiving verbal and non-verbal communication such as sadness, worry, agitation and lack of comprehension from patients
- » Eliciting information from patients and observing changes in mood and activity
- » Communicating quickly, effectively and efficiently in oral and written English with patients and other members of the health care team
- » Reading and legibly recording observations, test results and management plans accurately
- » Completing assignments, patient records and correspondence accurately and in a timely manner

SENSORY AND MOTOR COORDINATION ABILITIES

Students must possess the sensory and motor skills necessary to perform an eye examination, including emergency care. In general, this requires sufficient exteroception sense (touch, pain, temperature, proprioceptive sense (position, pressure, movement, stereognosis, and vibratory) and fine motor function (significant coordination and manual dexterity using arms, wrists, hands and fingers). Examples of skill required include but are not limited to:

- » Instillation of ocular pharmaceutical agents
- » Insertion, removal and manipulation of contact lenses
- » Assessment of blood pressure and pulse
- » Removal of foreign objects from the cornea
- » Simultaneous manipulation of lenses, instruments and therapeutic agents and devices
- » Reasonable facility of movement
- » Injections into the eye, lids or limbs

INTELLECTUAL-CONCEPTUAL, INTEGRATIVE AND QUANTITATIVE ABILITIES

Problem solving, a most critical skill, is essential for optometric students and must be performed quickly, especially in emergency situations. In order to be an effective problem solver, the student must be able to accurately and efficiently utilize such abilities as measurement, calculation, reasoning, analysis, judgment, investigation, memory, numerical recognition and synthesis. Examples of these abilities include being able to:

- » Determine appropriate questions to be asked and clinical tests to be performed
- » Identify and analyze significant findings from history, examination, and other test data
- » Demonstrate good judgment and provide a reasonable assessment, diagnosis and management of patients
- » Retain, recall and obtain information in an efficient manner
- » Identify and communicate the limits of one's knowledge and skill

BEHAVIORAL AND SOCIAL ATTRIBUTES

The student must possess the necessary behavioral and social attributes for the study and practice of optometry. Examples of such attributes include:

- » Satisfactory emotional health required for full utilization of one's intellectual ability
- » High ethical standards and integrity
- » An empathy with patients and concern for their welfare
- » Commitment to the optometric profession and its standards
- » Effective interpersonal relationships with patients, peers and instructors
- » Professional demeanor
- » Effective functioning under varying degrees of stress and workload
- » Adaptability to changing environments and uncertainties
- » Positive acceptance of suggestions and constructive criticism

Candidates with questions or concerns about how their own conditions or disabilities might affect their ability to meet these functional guidelines are encouraged to meet with an optometry school counselor prior to submitting an application.

IX. THE OPTOMETRY CURRICULUM

Students must successfully complete a four-year accredited degree program at a school or college of optometry to earn the OD degree.

The sequence of course work varies from one program to another, but some general characteristics are shared by all. In the first and second year of the professional program, course work is concentrated in the basic health sciences (anatomy, physiology, pathology, biochemistry, pharmacology, and public health), optics, and vision science. Students begin their clinical experience in a clinical simulation laboratory, with classmates serving as patients, and then proceed to clinical training with real patients. This training includes taking case histories, performing examinations, learning diagnostic techniques, and discussing treatment services.

In the third year, students spend part of their time in the classroom and part of their time in the clinic examining patients.

Fourth-year students continue their clinical training, which may include off-campus clinical externship rotations. Sites for rotation are available in the United States and abroad. Clinic settings include military facilities, VA hospitals, public health service hospitals, and various specialty and private practices. The lengths of the external rotations vary from eight to 16 weeks.

After successfully completing the fourth year, students graduate with an OD degree. To ensure a better understanding of the different educational programs, contact the specific schools or colleges of interest for curricular details.



Students graduating from schools and colleges of optometry have access to numerous resources that provide optometry practice (placement) opportunities. Students may obtain information from individual schools and colleges of optometry, state optometry associations, and the Optometry Career Center, which is housed at the AOA office in St. Louis, Mo., (www.aoa.org).

X. BECOMING LICENSED TO PRACTICE OPTOMETRY

Optometrists need to be licensed by the board of optometry in each state where they wish to practice optometry. Licensing assures that optometrists have met established standards of knowledge and are able to provide patient care. All states either accept or require passage of Parts I and II of the National Board examinations offered by the National Board of Examiners in Optometry (NBEO).

Part I (Applied Basic Science) tests epidemiology, patient's history, presenting symptoms and signs, clinical testing, diagnosis and pathophysiology knowledge obtained from the first two years of optometric study. Part II (Patient Assessment and Management) tests knowledge of clinical science through patient simulations.

Each state has its own set of regulations governing the practice of optometry, and many states also require an optometrist to take an examination that tests the applicant's knowledge of the laws of that state.

Student candidates in the final year of graduation at an accredited institution are eligible to take the Part III examination. While most student candidates will be taking this examination before they officially graduate, an individual candidate's official score report from the Part III examination will not be released until the National Board receives notification from the candidate's institution that the candidate has graduated and after the final graduation exercises of all the institutions accredited by the Accreditation Council on Optometric Education in the summer.

Periodic renewal of a license to practice optometry is required, depending on the state. Requirements for re-licensure can be fulfilled through continuing education or other modes.

Postgraduate Programs

Residencies

Residencies in the profession of optometry are optional and not required either for licensure or for the establishment of a specialty practice. The four-year OD degree encompasses all areas in which optometrists are licensed to practice. After a student receives the OD degree, residencies are typically one year in duration and the resident receives a salary during this course of clinical training. Most often, residencies are located within hospitals, VA facilities, outpatient clinics, or the clinical facilities of the various colleges and schools of optometry. Residencies vary within areas of emphasis and typically are identified by specific areas in the profession or at a location in which the area is emphasized. (See **VI. Optometry Areas of Emphasis**)



Graduate Degree Programs

Graduate programs are not required to be licensed to practice optometry. In fact, these programs usually are research-oriented and are for the individual interested in delving further into the "whys" and "hows" of the visual system.

A master's degree can be sought by someone who has an OD degree or who is simultaneously working on the OD degree. This individual usually plans to practice optometry but also wishes to be grounded in the basics of research to do some clinical research within his or her practice.

A PhD degree is most often sought by someone intending to go into full-time research and/or teaching. For those possessing a PhD, opportunities exist not only to teach and do research at a college or university but to engage in research within the corporate and government sectors. Individuals can enter these programs with or without an OD degree. Some choose to work on both the OD and the PhD at the same time, taking approximately six to seven years to complete both degrees.

Graduate degree programs at schools and colleges of optometry are identified by different names, but all emphasize and explore some aspect of vision and the visual and ocular system.

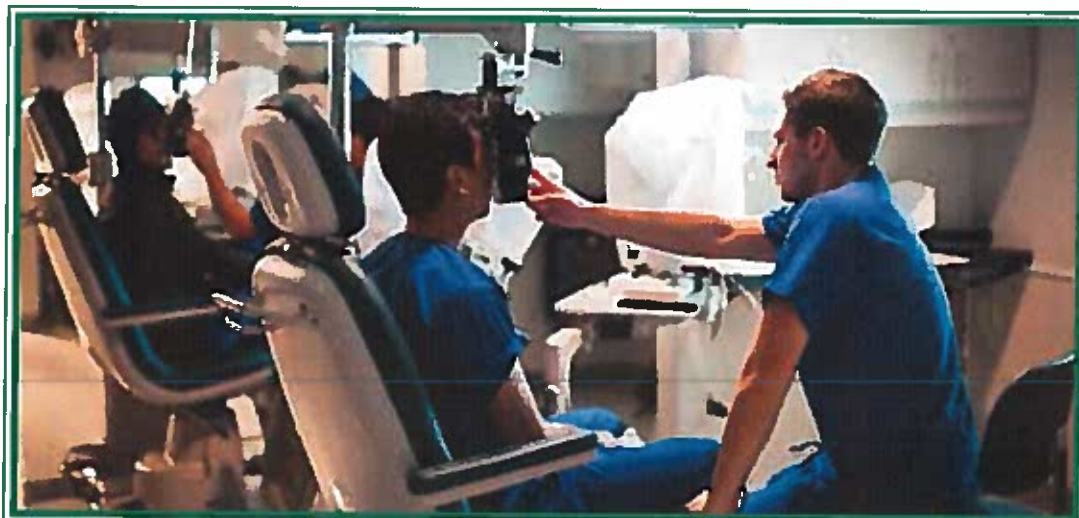
XI. ADMISSION REQUIREMENTS

Because each optometry school may have slightly different admissions criteria, it is strongly recommended that applicants contact all the schools and colleges to which they are interested in applying. Each school can provide information on specific application deadlines, additional policies and procedures, class size, grade point average (GPA), Optometry Admissions Test (OAT) averages, international requirements, and tuition and fees considerations. A complete listing of the schools and colleges of optometry is provided by ASCO at **www.opted.org**.

No valid ranking of optometry schools exists. The best advice to a candidate is to obtain information from the individual schools, talk to recent graduates, visit selected schools, and ask pointed questions of faculty and students.

Candidates should be most concerned with the academic rigor of a program, the clinical experience offered, and the availability of faculty and support services. Of course, the cost of the program, availability of financial aid, and the location and environment of the college can be contributing factors in deciding which program is best suited to the candidate.

In general, colleges of optometry admit students who have demonstrated strong academic commitment and who exhibit the potential to excel in deductive reasoning, interpersonal communication, and empathy. Optometry schools are looking for well-rounded candidates who have achieved not only in the classroom but also in other areas. Leadership ability, a disposition to serve others, and a work ethic characterized by dedication and persistence are just a few of the qualities that impress most admission committees.



OptomCAS

Optometry's centralized application service (OptomCAS) launched in July 2009. OptomCAS allows optometry school applicants to use a single web-based application and one set of materials to apply to multiple schools and colleges of optometry. Applicants who apply through OptomCAS submit a completed web-based application comprised of biographical data, colleges and universities attended, academic course history, letters of recommendation, work experience, extracurricular activities, honors, and a personal essay. It is the applicant's responsibility to read and follow specific instructions for OptomCAS and the schools and colleges of optometry. More information can be found on the OptomCAS website at www.optomcas.org.

A student's academic evaluation is based on overall GPA, science GPA, college attended, degree progress, and course load difficulty. A bachelor's degree is not required by some optometry schools but is strongly preferred. Most students major in the natural sciences in college (e.g., biology, chemistry) because the prerequisites for optometry school are science intensive. However, prospective students can major in any degree discipline as long as they complete all of the prerequisite courses for optometry.

Listed below are the common prerequisite courses for most optometry schools:

- » General biology with labs,
- » General chemistry with labs,
- » Organic chemistry/biochemistry with labs,
- » General physics with labs,
- » Microbiology with labs,
- » Calculus,
- » Psychology,
- » Statistics,
- » English,
- » Social science, and
- » Other humanities.

Most schools consider an applicant's exposure to optometry to be of vital importance. Each applicant should become acquainted with at least one optometrist and if possible gain some firsthand experience to see what optometrists do on a daily basis. Most schools require personal interviews for admission, and experience/exposure to the field is often a topic for discussion.

Optometry Admission Test (OAT)

The OAT is sponsored by ASCO for applicants seeking admission to an optometry program. The 23 schools and colleges of optometry in the United States and Puerto Rico and the University of Waterloo, Canada, require applicants to take the OAT.

The OAT is a standardized examination designed to measure general academic ability and comprehension of scientific information. It consists of four subtests: Survey of the Natural Sciences (Biology, General Chemistry, and Organic Chemistry), Reading Comprehension, Physics, and Quantitative Reasoning. The OAT is scored on a 200-to 400-point scale in increments of 10. The national average for the test is generally between 300 and 310.

At least one year of college education, which should include courses in biology, general chemistry, organic chemistry, and physics, is required prior to taking the OAT. Most students, however, elect to complete two or more years of college prior to taking the exam.

The OAT exam is computerized, and examinees are allowed to take the OAT an unlimited number of times, but must wait at least 90 days between testing dates. Applicants who have three or more attempts must apply for permission to test again, and from that point forward may retest only once per twelve-month period. Scores from the four most recent attempts and the total number of attempts will be reported.

There is a fee to take the exam. You can register to take the OAT test online by going to the ASCO website at www.opted.org and clicking on **Optometry Admission Test**.



XII. FINANCING AN OPTOMETRIC EDUCATION

Students who are considering a career as an optometrist may be concerned that they do not have sufficient personal resources to cover all of the educational costs. The cost of attendance generally includes tuition, fees, books, equipment and supplies, and living expenses such as rent, groceries, insurance, and transportation. The majority of students finance their education by a combination of personal and family contributions, grants and scholarships, low- and high-interest loans, and work-study opportunities.

As the overall costs of optometric education continue to increase, it is important that prospective optometry students begin to investigate potential financial aid sources as early as possible. Because outside employment during optometry school is a limited option for the majority of students, and university sources of funds are also often limited, accepted applicants should contact their school's financial aid office early to explore their options and understand the school's financial aid policies and procedures.

Sources of Financial Aid

Accepted applicants should be aware of loans, scholarships, grants, and work-study, which provide the majority of aid to optometry students.

Loans, which are the primary source of financial aid for optometry students, must be repaid after graduation. Scholarships and grants, which are merit-based or need-based, do not require the recipient to repay the award. Work-study gives students the opportunity to work part-time. In addition, there are state contract programs, which pay a portion of a student's tuition, and U.S. Armed Forces' scholarship programs, which require a service commitment following graduation.

The following list presents an overview of the most commonly used federal sources of assistance. Applicants are cautioned that requirements for the various loan programs may change or programs may be eliminated based on actions of the government.



Loan Programs

- » Federal Perkins loan,
- » Federal Direct Loan Unsubsidized,
- » U.S. Department of Health & Human Services (DHHS) Loans for Disadvantaged Students (LDS),
- » DHHS Health Professions Student Loan (HPSL),
- » Federal Graduate PLUS loans,
- » Private alternative loans, and
- » Institutional loan programs.

Scholarship Programs

- » DHHS Scholarships for Disadvantaged Students (SDS),
- » State contracts,
- » Military Health Professions Scholarship, and
- » Institutional scholarship programs.

Applying for Financial Aid

The federal government and the optometry schools sponsor the majority of financial aid money available to optometry students. The applicant should begin by contacting the optometry schools he/she would like to attend. They will provide the applicant with information on the programs they offer as well as forms and deadline dates. The following list identifies the forms and information generally required.

1. **Free Application for Federal Student Aid (FAFSA)**

This is the most important form because the information from it is used to calculate the applicant's expected family contribution and to determine eligibility for federal sources of financial aid. The FAFSA asks for information about the applicant, the applicant's spouse, and the applicant's parents. Although an applicant may be financially independent from his/her parents, parents may still need to fill out sections of the FAFSA because certain financial aid programs require that this information be considered. This form is submitted online at www.fafsa.ed.gov. There is no processing fee for the FAFSA.

2. **Institutional Application**

In addition to the FAFSA, optometry schools may require an institutional form, which is returned directly to the school. Schools do not charge processing fees for their financial aid forms.

3. **Tax Returns**

Students can use the IRS Data Retrieval Tool on the FAFSA to upload income tax data. Parental tax form copies may be requested for DHHS programs.

4. **Certifications**

Students receiving funds, especially from federal sources, must attest to certain eligibility requirements. For example, the student will need to vouch that funds were used only for educational purposes, that the student is not in default on a loan or does not owe a refund on a grant, and that the student is in compliance with Selective Service registration requirements.

Managing Educational Indebtedness

The majority of optometry students borrow to pay for the cost of their education. Borrowing means the student has the benefit of using someone else's money now in exchange for paying it back with interest at a later date. Students are legally obligated to repay their loans. Defaulting on a student loan has financial and legal consequences that can have negative personal and professional effects. The vast majority of optometry graduates repay their loans either on time or early. The financial aid office at a specific college can provide information on management of a student's debt.

Resources:

American Optometric Association, <http://www.aoa.org/> April 2015.

American Optometric Association. *2014 Survey of Optometric Practice*. St. Louis, MO.

U.S. Department of Labor, Bureau of Labor Statistics. *Occupational Outlook Handbook, Edition 2016-2017*. Washington, DC.





Association of Schools and Colleges of Optometry

6110 Executive Blvd, Suite 420

Rockville, MD 20852

p: (301) 231-5944

f: (301) 770-1828

Doctors of Optometry and their Education

As primary eye care providers, doctors of optometry are an integral part of the health care team, earning their doctoral degree just as dentists, podiatrists and other doctors do.

- Prior to admittance into optometry school, optometrists typically complete four years of undergraduate study, culminating in a bachelor's degree. Required undergraduate coursework for pre-optometry students is extensive and covers a wide variety of advanced health, science and mathematics courses.
- Optometry school consists of four years of post-graduate, doctoral-level study concentrating on the eye, vision and associated systemic disease. In addition to profession-specific courses, optometrists are required to take systemic health courses that focus on a patient's overall medical condition as it relates to the eyes.
- Upon completion of optometry school, candidates graduate from their accredited college of optometry and hold the doctor of optometry (OD) degree.
- Some optometrists participate in residency programs following optometry school. This experience offers doctors of optometry training in an optometric sub-specialty such as pediatric optometry, low vision care, or geriatrics.



Optometric Education in Practice

- Optometrists must pass a rigorous national examination administered by the National Board of Examiners in Optometry (NBEO). The three-part exam includes basic science, clinical science and patient care.
- All optometrists are required to participate in ongoing continuing education courses to stay current on the latest standards of care.
- Curriculums and continuing education are updated on an ongoing basis to reflect technological advances, including surgery techniques, prescriptive medications and other medical treatments related to eye diseases and disorders.
- In addition to being the experts on eye and vision diseases and disorders, doctors of optometry have the education and training to diagnose the ocular manifestations of diseases that affect the entire body, such as diabetes and hypertension. They also are qualified to evaluate their patients for surgery when appropriate and often manage their patients' care pre- and post-operatively.





Curriculum



Listen

In 10 semesters over four years, the Doctor of Optometry (OD) program offers a **dynamic, cutting edge curriculum** that trains you to provide the **fullest scope of optometric care**. At The Ohio State University College of Optometry you will be among the best and brightest students learning from the best and brightest faculty as you:

- **Begin patient care in the first year**
- **Directly examine 1800 patients** by the time you graduate **and see additional patients** through school screenings, case reviews, grand rounds, and Eyewear Gallery appointments
- **Deliver eyecare in all primary and sub-specialty areas** in our College's full range of clinical services including: Primary Vision Care, Binocular Vision, Pediatrics, Advanced Ocular Care, Contact Lenses (Adult and Pediatric), Low Vision Rehabilitation, and Eyewear Gallery
- **Learn to run a successful optometric practice with the most comprehensive series of practice management courses**, ranging from personal finance to the development of a complete business plan

At Ohio State, we are preparing the leaders of tomorrow!

[Show all](#)

First Year

Autumn

Biochemistry for Optometry

General and Histological Anatomy

Geometric Optics

Introduction to Primary Care Testing I



Ocular Anatomy

Optometric Career Options and Financing **

Pathophysiology I

Practice of Optometry

Spring

Epidemiology and Biostatistics for Optometry

General and Visual Neuroanatomy

Introduction to Primary Care Testing II *

Microbiology for Optometry

Ocular Physiology

Optics of the Eye

Pathophysiology II

Physical Optics and Photometry

Introduction to Clinical Diagnostic Reasoning in Optometry

*** Direct Patient Care**

**** Practice Management Course**

Show all

Second Year

Autumn

Anterior Segment Ocular Disease

Basic and Ocular Pharmacology

Ocular Care Techniques

Ophthalmic Optics

Optometric Examination

Spring



Advanced Ocular Care Techniques

Clinical Ocular Pharmacology

Coding and Reimbursement **

Diagnosing and Prescribing

Introduction to Primary Care Practice *

Posterior Segment Ocular Disease

Visual Neurophysiology and Perception

*** Direct Patient Care**

**** Practice Management Course**

Show all

Third Year

Summer

Contact Lenses

Contact Lens Lab

Eye Movements and Binocular Vision

Management of Glaucoma

Ocular Neurology

Vision of Children

Intermediate Clinical Diagnostic Reasoning in Optometry

Autumn

Advanced Contact Lenses

Advanced Contact Lens Lab

Clinical Binocular Vision

Systemic Disease for Optometry

Third-Party Payment Plans **

Spring

Injections, Lasers and Advanced Ocular Techniques

Low Vision Rehabilitation and Gerontology

Optometric Economics and Jurisprudence, Practice Analysis and Practice Systems **

Public Health & Environmental Vision

Surgery and Co-management of Ocular Disease

Clinical Education *

Introduction to Contact Lenses (One Semester)

Ocular Disease Practice (One Semester)

Ophthalmic Dispensing (One semester)

Primary Care Practice (All three semesters)

Vision Screening (Autumn semester)

*** Direct Patient Care**

**** Practice Management Course**

Show all

Fourth Year *

In-House Internship*

Binocular Vision and Pediatrics Service

Clinical and Business Aspects of Practice **

Contact Lens Service

Low Vision Rehabilitation Service

Ophthalmic Dispensing

Student Health Center Optometry Services

Primary Care Externship *

Binocular Vision and Pediatrics Service



Clinical and Business Aspects of Practice **

Community Outreach Clinic

Contact Lens Service

Ophthalmology Practice or Co-management Center

Private Optometric Practice

Ocular Disease Externship *

Veteran's Administration Optometry Clinics

Advanced Practice Externship *

Ophthalmological practices and surgical co-management centers **OR**

Optometric offices with distinctive practice structures, unique settings, or noteworthy clinic services
OR

Indian Health Service (IHS) Eye Clinics

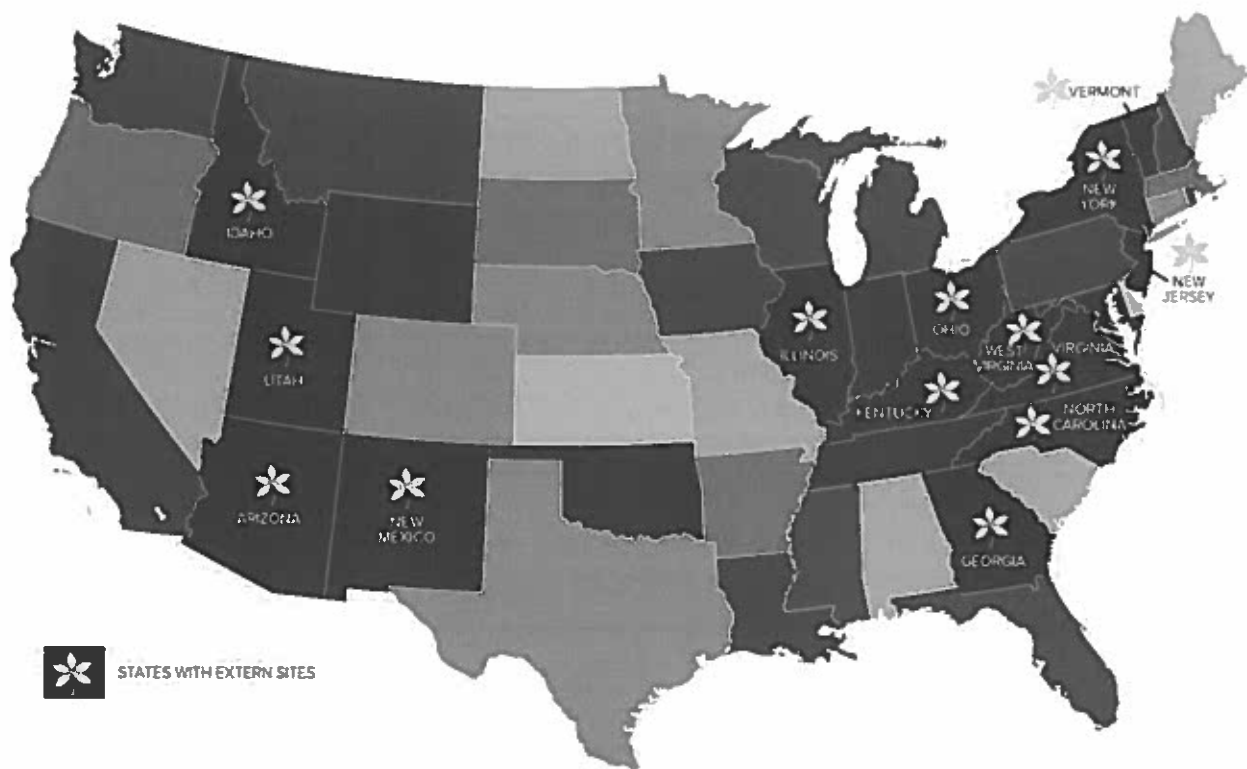
*** Direct Patient Care**

**** Practice Management Course**

Fourth Year Overview

The fourth year is divided into four 13 week rotations. Two rotations are in Columbus and the surrounding area and two are externships in locations around the US including: Arizona, Georgia, Idaho, Illinois, Kentucky, New Jersey, New Mexico, New York, North Carolina, Ohio, Utah, Vermont, Virginia, West Virginia.





In-House Internship

See a **diverse patient base** drawn from the campus, Ohio and surrounding states **while learning from faculty optometrists who are experts in specialties** including cornea and contact lenses, binocular vision, traumatic brain injury, retinal disorders, and low vision rehabilitation.

Each In-house rotation will include:

- Binocular Vision and Pediatrics
- Contact Lenses
- Low Vision Rehabilitation
- Eye Wear Gallery
- Student Health Center Optometry Services

Primary Care Externship

Experience a variety of practice settings gaining **broad exposure to contemporary primary eyecare** with special emphasis on adapting to diverse patient encounters in unique environments and areas of practice.

Each Primary Care Extern rotation will include:

- Private optometric office
- Private ophthalmology practice, ophthalmology referral center or clinic
- The Ohio State College of Optometry Community Outreach

Ocular Disease Externship

Train full-time at a Veterans Administration Optometry Clinic with special emphasis on patient populations with **ocular disease and ocular manifestations of systemic disease**.

Advanced Practice Externship



Choose a specified clinical areas of emphasis such as **medical and surgical co-management of ocular disease, eyecare delivery to specialized patient populations, or full scope, contemporary optometric practice.**

Options for Advanced Practice Extern rotations include:

- Ophthalmological practices and surgical co-management centers
- Optometric offices with distinctive practice structures, unique settings, or noteworthy clinic services
- Indian Health Service (IHS) Eye Clinics

The Curriculum Grid provides more information on credit hours and faculty.

About the College

Faculty & Staff

Admissions

(614) 292-2647

(866) 678-6446

Clinic

(614) 292-2020

Contact Us

