

State of Alaska

Department of Natural Resources

House Finance Budget Overview



Andrew Mack, Commissioner

Ed Fogels, Deputy Commissioner

Mark Wiggin, Deputy Commissioner

Fabienne Peter-Contesse, Support Services Director

January 24, 2017

DEPARTMENT OF NATURAL RESOURCES

Mission – Develop, conserve and maximize the use of Alaska’s natural resources consistent with the public interest.

Core Services & Division Measures

<https://www.omb.alaska.gov/html/performance/program-indicators.html?p=93>

- Foster responsible commercial development and use of state land and natural resources, consistent with the public interest, for long-term wealth and employment.
- Mitigate threat to the public from natural hazards by providing comprehensive fire protection services on state, private and municipal lands, and through identifying significant geologic hazards.
- Provide access to state lands for public and private use, settlement, and recreation.
- Ensure sufficient data acquisition and assessment of land and resources to foster responsible resource and community development and public safety.

Constitutional Authority: Article VIII – Natural Resources

<http://ltgov.alaska.gov/services/alaskas-constitution/>

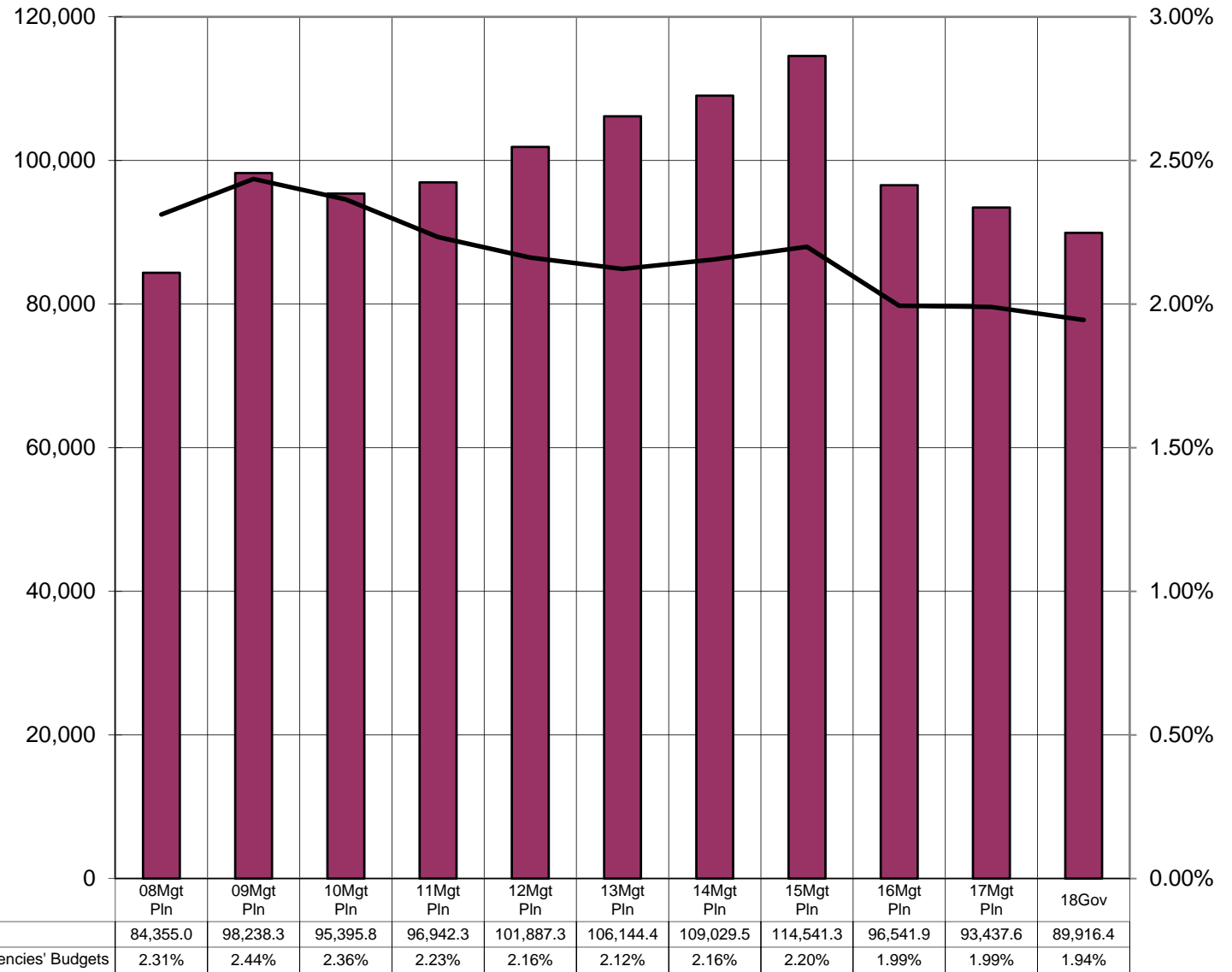
Full Budgets

<https://www.omb.alaska.gov/html/budget-report/department-table.html?dept=DNR&fy=18&type=Proposed>

Department of Natural Resources Share of Total Agency Operations (GF Only) (\$ Thousands)

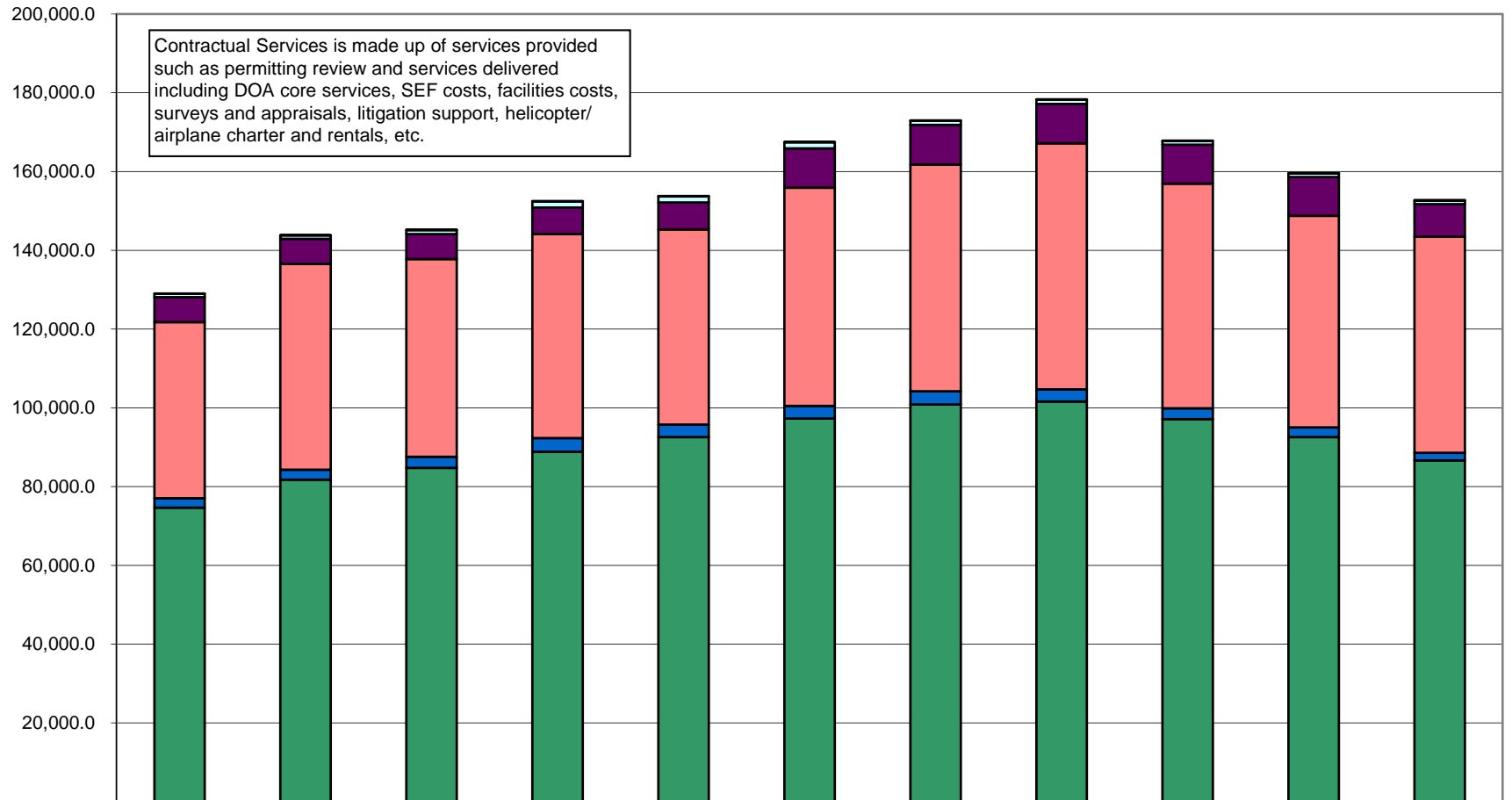
DNR's GF budget grew by \$5.5 million between FY08 and the FY18 Gov Budget -- an average annual growth rate of 0.6%.

The FY18 Gov GF budget equates to **\$268 per resident worker** (based on 334,628 Alaskan workers).



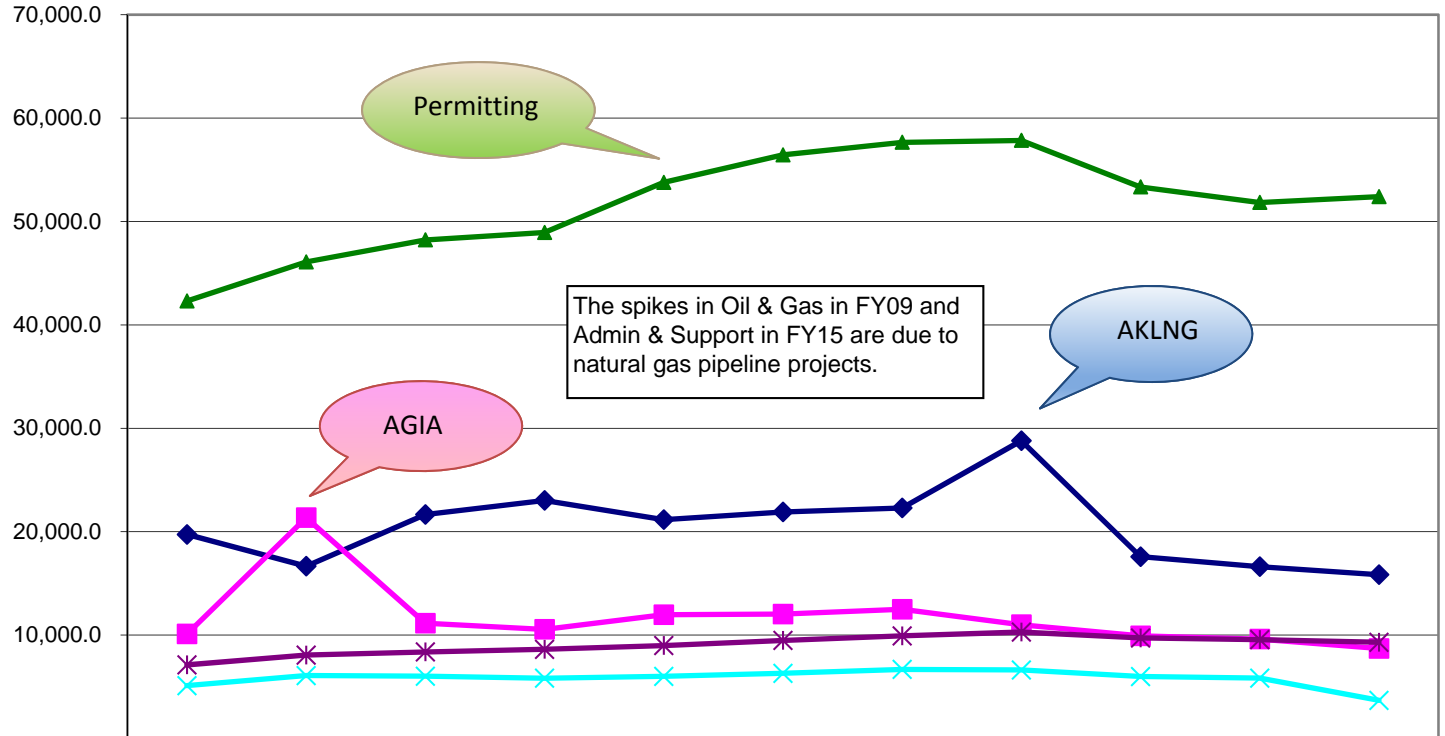
The two large line-items are:
Personal Services (55%)
Contractual Services (38%)
 Together they make up 93% of the FY18 Gov budget.

Department of Natural Resources Line Items (All Funds) (\$ Thousands)



	08MgtPIn	09MgtPIn	10MgtPIn	11MgtPIn	12MgtPIn	13MgtPIn	14MgtPIn	15MgtPIn	16MgtPIn	17MgtPIn	18Gov
Grants, Benefits	15.0	15.0	115.0	115.0	115.0	115.0	115.0	115.0	115.0	115.0	115.0
Capital Outlay	916.7	879.7	1,027.7	1,516.7	1,516.7	1,516.7	1,025.7	1,055.5	915.9	915.9	915.9
Commodities	6,352.7	6,355.1	6,347.1	6,696.1	6,864.4	9,990.9	10,046.9	9,995.3	9,873.5	9,831.0	8,256.9
Services	44,693.6	52,290.0	50,187.5	51,858.0	49,541.4	55,423.5	57,599.3	62,454.7	57,065.7	53,720.9	54,887.3
Travel	2,372.1	2,501.9	2,799.1	3,435.8	3,160.9	3,206.3	3,341.3	3,122.4	2,735.6	2,472.3	1,916.9
Personal Services	74,676.6	81,778.7	84,773.2	88,871.3	92,587.1	97,270.1	100,846.8	101,587.5	97,139.6	92,566.9	86,653.6

**Appropriations within the Department of Natural Resources
(GF Only)
(\$ Thousands)**

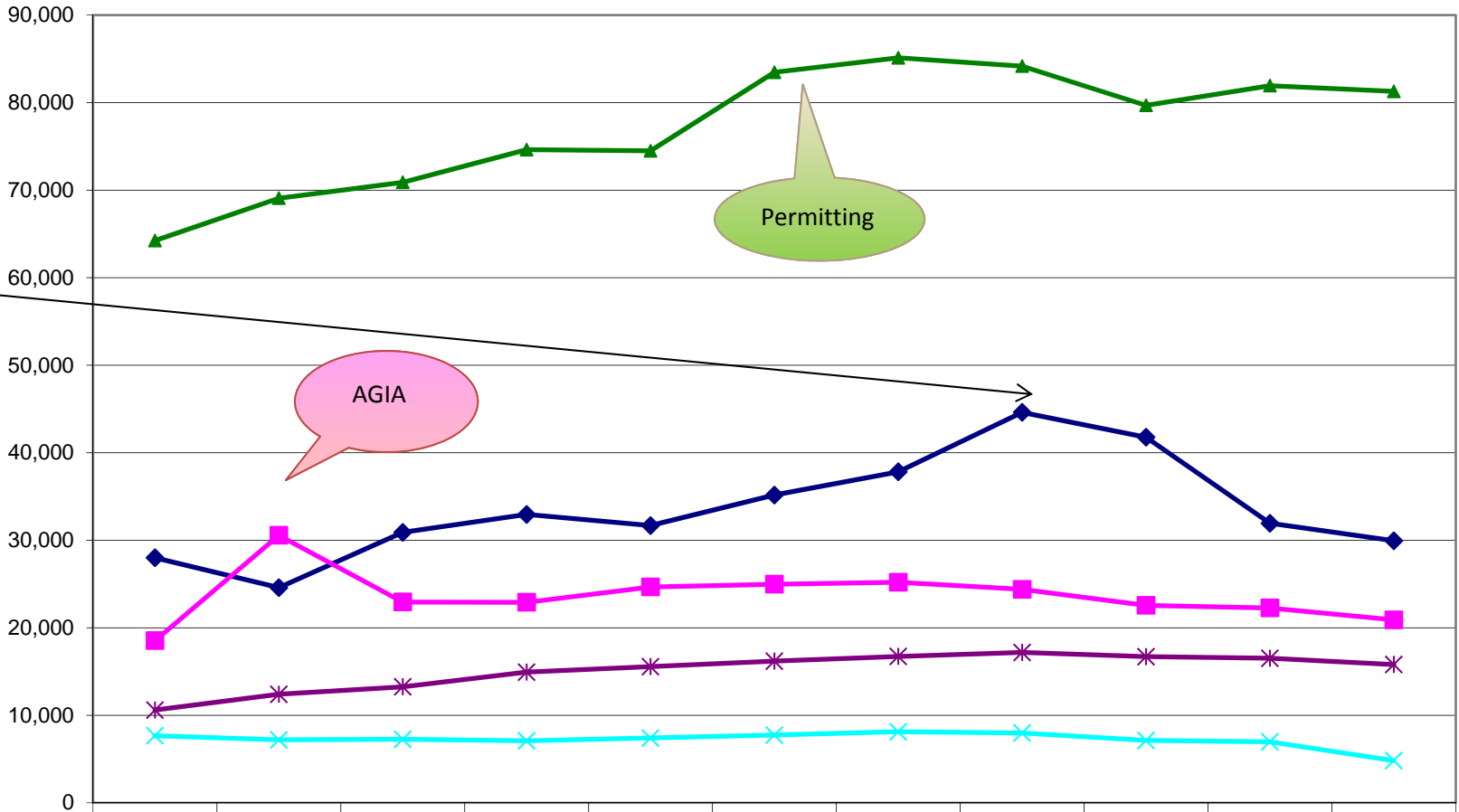


	08Mgt Pln	09Mgt Pln	10Mgt Pln	11Mgt Pln	12Mgt Pln	13Mgt Pln	14Mgt Pln	15Mgt Pln	16Mgt Pln	17Mgt Pln	18Gov
▲ Fire Suppression, Land & Water Resources	42,310.5	46,089.2	48,214.0	48,932.6	53,777.8	56,441.7	57,653.9	57,840.7	53,334.1	51,838.6	52,397.8
◆ Administration & Support	19,729.0	16,656.6	21,657.9	23,017.9	21,163.9	21,905.1	22,293.3	28,795.6	17,581.2	16,611.1	15,838.3
■ Oil & Gas	10,099.5	21,349.9	11,140.8	10,546.4	11,962.6	12,020.7	12,484.8	10,994.2	9,921.0	9,604.1	8,695.3
* Parks & Outdoor Rec.	7,113.1	8,061.6	8,363.8	8,616.0	8,982.0	9,475.9	9,923.4	10,286.5	9,719.0	9,552.8	9,301.7
✕ Agriculture	5,102.9	6,081.0	6,019.3	5,829.4	6,001.0	6,301.0	6,674.1	6,624.3	5,986.6	5,831.0	3,683.3

Note: During the budget cycle for FY12, the budget structure was significantly revised. The number of appropriations increased from four to six, and the number of allocations were reduced from thirty-five to twenty-six. In FY16, the structure was again modified to combine two appropriations. This new structure has been applied retroactively to depict a logical graphical representation.

Appropriations within the Department of Natural Resources
(All Funds)
(\$ Thousands)

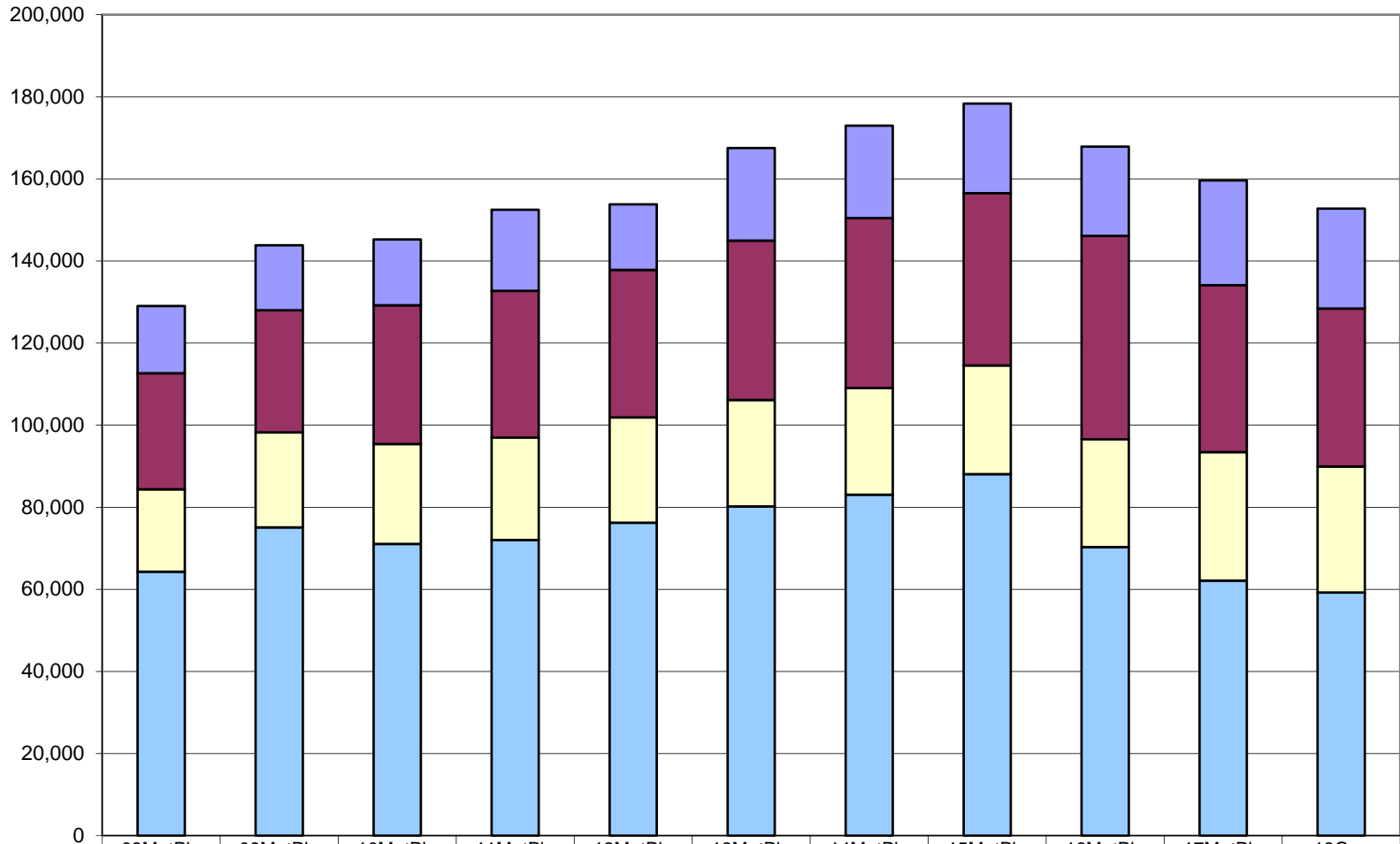
North Slope Gas Commercialization:
FY15: \$10 million
FY16: \$9 million
No funding in subsequent years



	08MgtPln	09MgtPln	10MgtPln	11MgtPln	12MgtPln	13MgtPln	14MgtPln	15MgtPln	16MgtPln	17MgtPln	18Gov
Fire Suppression, Land & Water Resources	64,238.2	69,074.8	70,894.9	74,617.1	74,484.0	83,463.2	85,117.1	84,167.4	79,684.3	81,930.7	81,278.2
Administration & Support	28,000.7	24,586.5	30,899.5	32,949.3	31,675.5	35,161.7	37,813.3	44,609.6	41,767.9	31,940.7	29,940.0
Oil & Gas	18,523.7	30,557.2	22,939.3	22,910.2	24,656.4	24,974.0	25,196.7	24,390.4	22,562.4	22,263.3	20,901.8
Parks & Outdoor Rec.	10,599.9	12,403.6	13,254.6	14,929.3	15,556.0	16,184.0	16,723.3	17,179.4	16,701.5	16,516.5	15,799.5
Agriculture	7,664.2	7,198.3	7,261.3	7,087.0	7,413.6	7,739.6	8,124.6	7,983.6	7,129.2	6,970.8	4,826.1

Department of Natural Resources Total Funding Comparison by Fund Group (All Funds) (\$ Thousands)

Between FY08 & FY18Gov:
 --UGF *decreased* by \$5.1 million (-7.5%)
 --DGF *increased* by \$10.6 million (53%)
 --Other funds *increased* by \$10.2 million (36%)
 --Federal Funds *increased* by \$7.9 million (48%)



■ Federal Receipts (Fed)	16,392.9	15,835.0	16,054.3	19,782.7	15,961.7	22,555.2	22,546.0	21,819.1	21,757.3	25,506.8	24,320.1
■ Other State Funds (Other)	28,278.8	29,747.1	33,799.5	35,767.9	35,936.5	38,822.9	41,399.5	41,970.0	49,546.1	40,677.6	38,509.1
■ Designated General (DGF)	20,053.1	23,133.1	24,337.2	24,931.0	25,647.3	25,931.9	25,986.2	26,468.5	26,251.3	31,321.7	30,694.2
■ Unrestricted General (UGF)	64,301.9	75,105.2	71,058.6	72,011.3	76,240.0	80,212.5	83,043.3	88,072.8	70,290.6	62,115.9	59,222.2

DEPARTMENT OF NATURAL RESOURCES

DIVISION OF AGRICULTURE

By Program	Funding in Thousands	By Fund Category	Positions	Alaskans Served	Recovered From Fees	Importance to Mission	Rating of Effectiveness	Constitutionally Required	Federally Required	Required by Statute
Inspection	608.0	UGF: 376.4 DGF: 1.5 FED: 175.0 Other: 55.0	4	All	9%	Important	2	Supports Article VIII	No	AS 03.05.010
Marketing	805.2	UGF: 310.7 FED: 494.5	4	All		Important	2	Supports Article VIII	No	AS 03.05.010
Administration & Support	829.0	UGF: 333.3 DGF: 495.7	5	All	1%	Beneficial	3	Supports Article VIII	No	AS 03.09.020, AS 03.09.040, AS 03.10.020
Agricultural Land Sales	499.3	DGF: 499.3	2	All		Beneficial	3	Supports Article VIII	No	AS 03.09.050
Farm to Institution	-	-	1	All		Important	2	Supports Article VIII	No	No
Invasive Plant and Pest Program	342.4	UGF: 213.4 FED: 129.0	2	All		Beneficial	3	Supports Article VIII	No	AS 03.05.027
Plant Materials Center Services	939.1	UGF: 702.3 FED: 142.4 Other: 94.4	9	All	3%	Critical	2	Supports Article VIII	No	AS 03.22.010
Plant Materials Center Production	803.1	UGF: 734.0 DGF: 16.6 FED: 52.5	7	All	2%	Critical	2	Supports Article VIII	No	AS 03.22.010
Totals	4,826.1		34							

By Component	TOTAL	UGF	DGF	FED	OTHER	Positions
Agricultural Development	2,245.8	1,020.5	500.8	669.5	55.0	14
Plant Materials Center	2,084.6	1,649.7	16.6	323.9	94.4	18
Agricultural Revolving Loan Fund	495.7		495.7			2
Division of Agriculture	4,826.1	2,670.2	1,013.1	993.4	149.4	34

DEPARTMENT OF NATURAL RESOURCES DIVISION OF MINING, LAND & WATER

By Program	Funding in Thousands	By Fund Category	Positions	Alaskans Served	Recovered From Fees	Importance to Mission	Rating of Effectiveness	Constitutionally Required	Federally Required	Required by Statute
Realty Services	1,701.2	UGF: 1,156.1 DGF: 188.7 FED: 181.0 Other: 175.4	16	All		Critical	3	Supports Article VIII	No	AS 27; AS 29; AS 38; AS 41; AS 46; AS 19.30.400
Resource Assessment and Development	1,254.3	DGF: 1,173.8 Other: 80.5	11	All		Critical	2	Supports Article VIII	No	AS 27; AS 29; AS 38; AS 41; AS 46; AS 19.30.400
Surveys	2,421.5	UGF: 923.9 DGF: 1,423.3 Other: 74.3	18	All	1.5%	Critical	2	Supports Article VIII	No	AS 27; AS 29; AS 38; AS 41; AS 46; AS 19.30.400
Appraisals	486.5	DGF: 461.5 Other: 25.0	4	All	<1%	Critical	2	Supports Article VIII	No	AS 27; AS 29; AS 38; AS 41; AS 46; AS 19.30.400
Public Access Assertion and Defense	832.5	UGF: 832.5	5	All		Critical	2	Supports Article VIII	No	AS 27; AS 29; AS 38; AS 41; AS 46; AS 19.30.400
Land Sales	1,624.6	UGF: 101.0 DGF: 1,523.6	11	All		Critical	2	Supports Article VIII	No	AS 27; AS 29; AS 38; AS 41; AS 46; AS 19.30.400
Municipal Entitlements	306.9	DGF: 306.9	3	All		Critical	3	Supports Article VIII	No	AS 27; AS 29; AS 38; AS 41; AS 46; AS 19.30.400
Authorizations - Land Regional Offices	6,730.3	UGF: 1,120.1 DGF: 4,831.3 Other: 778.9	61	All	13%	Critical	2	Supports Article VIII	No	AS 27; AS 29; AS 38; AS 41; AS 46; AS 19.30.400
Authorizations - Mining	3,083.9	UGF: 559.7 DGF: 1,907.2 FED: 396.2 Other: 220.8	24	All	15%	Critical	2	Supports Article VIII	Yes	AS 27; AS 29; AS 38; AS 41; AS 46; AS 19.30.400
Authorizations - Water	2,355.4	UGF: 733.8 DGF: 1,171.9 FED: 58.7 Other: 391.0	18	All	5%	Critical	2	Supports Article VIII	Yes	AS 27; AS 29; AS 38; AS 41; AS 46; AS 19.30.400
Safety and Stewardship - Dam Safety	494.3	UGF: 104.9 DGF: 9.6 FED: 75.0 Other: 304.8	2	All	< 1%	Critical	2	Supports Article VIII	No	AS 27; AS 29; AS 38; AS 41; AS 46; AS 19.30.400
Safety and Stewardship - Abandoned Mine Lands	531.9	FED: 531.9	3	All	< 1%	Critical	2	Supports Article VIII	Yes	AS 27; AS 29; AS 38; AS 41; AS 46; AS 19.30.400
Safety and Stewardship - Land Stewardship	469.0	UGF: 312.3 DGF: 151.9 Other: 4.8	3	All	< 1%	Critical	2	Supports Article VIII	No	AS 27; AS 29; AS 38; AS 41; AS 46; AS 19.30.400
Shared Services	4,989.9	UGF: 274.0 DGF: 3,816.8 Other: 899.1	28	All		Important	2	Supports Article VIII	No	AS 38
Component Totals	27,282.2		207							

By Component	TOTAL	UGF	DGF	FED	OTHER	Positions
Division of Mining, Land & Water	27,282.2	6,118.3	16,966.5	1,242.8	2,954.6	207

DEPARTMENT OF NATURAL RESOURCES

DIVISION OF FORESTRY

By Program	Funding in Thousands	By Fund Category	Positions	Alaskans Served	Recovered From Fees	Importance to Mission	Rating of Effectiveness	Constitutionally Required	Federally Required	Required by Statute
Cooperative Forestry	1,065.9	FED: 1,065.9	7	All	0%	Important	2	Supports Article VIII	No	No
Fire Activity	19,433.4	UGF: 5,973.0 FED: 11,960.4 Other: 1,500.0	-	All	0%	Critical	2	Supports Article VIII	No	AS 41.15.010
Fire Preparedness	17,659.2	UGF: 14,910.9 FED: 1,494.5 Other: 1,253.8	186	All	0%	Critical	2	Supports Article VIII	No	AS 41.15.010
Fire Prevention	491.8	UGF: 491.8	9	All	0%	Critical	2	Supports Article VIII	No	AS 41.15.040
Forest Management	4,022.0	UGF: 2,053.6 DGF: 994.3 FED: 183.5 Other: 790.6	26	All	0%	Critical	3	Supports Article VIII	No	AS 41.17.010 AS 41.17.200
Forest Practices	227.5	UGF: 227.5	2	All	0%	Critical	2	Supports Article VIII	No	AS 41.17.010
Tongass	1,100.0	FED: 1,100.0	5	All	0%	Important	2	Supports Article VIII	No	No
Forestry Inventory and Analysis	1,100.0	FED: 1,100.0	-	All	0%	Important	2	Supports Article VIII	No	No
Administration & Grants	583.1	UGF: 583.1	3	All	0%	Critical	2	Supports Article VIII	No	No
Totals	45,682.9		238							

By Component	TOTAL	UGF	DGF	FED	OTHER	Positions
Forest Mgmt & Development	7,515.4	2,281.1	994.3	3,449.4	790.6	40
Fire Suppression Preparedness	18,734.1	15,985.8		1,494.5	1,253.8	198
Fire Suppression Activity	19,433.4	5,973.0		11,960.4	1,500.0	-
Division of Forestry	45,682.9	24,239.9	994.3	16,904.3	3,544.4	238

DEPARTMENT OF NATURAL RESOURCES OFFICE OF PROJECT MANAGEMENT & PERMITTING

By Program	Funding in Thousands	By Fund Category	Positions	Alaskans Served	Recovered From Fees	Importance to Mission	Rating of Effectiveness	Constitutionally Required	Federally Required	Required by Statute
Compensatory Mitigation Program	200.0	UGF: 200.0	2	All	0%	Critical	2	Supports Article VIII	No	No
Coordinated Review of Federal Plans & Activities	236.1	UGF: 236.1	2	All	0%	Critical	2	Supports Article VIII	No	No
Natural Resource Damage Assessment Program & Federal Land Acquisition Grants	269.6	FED: 269.6	2	All	0%	Important	2	Supports Article VIII	No	No
Alaska Geospatial Council	150.0	Other: 150.0	1	All	0%	Critical	2	Supports Article VIII	No	No
Large Project Coordination	6,217.3	UGF: 404.2 Other: 5,813.1	7	All	0%	Critical	2	Supports Article VIII	No	No
Component Totals	7,073.0		14							

By Component	TOTAL	UGF	DGF	FED	OTHER	Positions
Office of Project Management & Permitting	7,073.0	840.3	-	269.6	5,963.1	14

DEPARTMENT OF NATURAL RESOURCES DIVISION OF PARKS & OUTDOOR RECREATION

By Program	Funding in Thousands	By Fund Category	Positions	Alaskans Served	Recovered From Fees	Importance to Mission	Rating of Effectiveness	Constitutionally Required	Federally Required	Required by Statute
Director's Office and Support	2,000.3	UGF: 101.0 DGF: 1,699.3 Other: 200.0	12	All		Important	2	Supports Article VIII	No	No
Design & Construction	1,926.6	DGF: 280.0 Other: 1,646.6	15	All		Beneficial	2	Supports Article VIII	No	No
Field Operations	7,567.9	UGF: 1,879.5 DGF: 4,892.8 Other: 795.6	112	All	49%	Critical	2	Supports Article VIII	No	AS 41.21.020
Office of Boating Safety	1,750.0	FED: 1,450.0 Other: 300.0	4	All		Beneficial	2	Supports Article VIII	No	No
Office of History and Archaeology	2,404.7	UGF: 433.3 DGF: 15.8 FED: 1,112.7 Other: 842.9	20	All		Critical	2	Supports Article VIII	No	AS 41.35
Alaska State Trails Program	150.0	Other: 150.0	2	All		Beneficial	2	Supports Article VIII	No	No
Totals	15,799.5		165							

By Component	TOTAL	UGF	DGF	FED	OTHER	Positions
Parks & Outdoor Recreation	13,393.1	1,977.1	6,872.1	1,455.3	3,088.6	145
Office of History & Archaeology	2,406.4	436.7	15.8	1,107.4	846.5	20
Division of Parks & Outdoor Recreation	15,799.5	2,413.8	6,887.9	2,562.7	3,935.1	165

DEPARTMENT OF NATURAL RESOURCES

DIVISION OF SUPPORT SERVICES

By Component	Funding in Thousands	By Fund Category	Positions	Alaskans Served	Recovered From Fees	Importance to Mission	Rating of Effectiveness	Constitutionally Required	Federally Required	Required by Statute
Information Resource Management	4,386.4	UGF: 3,230.5 Other: 1,155.9	-	All		Critical	2	Supports Article VIII	No	No
Recorder's Office/ Uniform Commercial Code	3,795.4	DGF: 3,795.4	38	All	100%	Critical	2	Supports Article VIII	No	AS 40.17
Administrative Services	3,544.6	UGF: 2,345.1 Other: 1,199.5	28	All		Important	2	Supports Article VIII	No	AS 37.05
Totals	11,726.4		66							

By Division	TOTAL	UGF	DGF	FED	OTHER	Positions
Support Services Division	11,726.4	5,575.6	3,795.4	-	2,355.4	66

DEPARTMENT OF NATURAL RESOURCES OTHER COMPONENTS

By Component	Funding in Thousands	By Fund Category	Positions	Alaskans Served	Recovered From Fees	Importance to Mission	Rating of Effectiveness	Constitutionally Required	Federally Required	Required by Statute
Commissioner's Office	1,689.2	UGF: 1,180.7 Other: 508.5	9	All		Critical	2	Supports Article VIII	No	No
Public Information Center	600.5	UGF: 527.3 DGF: 20.0 Other: 53.2	5	All		Important	2	Supports Article VIII	No	No
EVOS Trustee Council Projects	133.0	Other: 133.0	-	All		Important	2	Supports Article VIII	No	AS 37.14.400
Mental Health Trust Land Office	4,463.2	Other: 4,463.2	19	All		Critical	2	Supports Article VIII	AK Mental Health Enabling Act	AS 38.05.801 AS 44.37.50
Facilities Maintenance	2,717.9	UGF: 2,717.9	-	All		Important	2	Supports Article VIII	No	No
Interdepartmental Chargebacks	1,536.8	UGF: 1,181.1 Other: 355.7	-	All		Important	2	Supports Article VIII	No	No
Totals	11,140.6		33							

By Component	TOTAL	UGF	DGF	FED	OTHER	Positions
Other Components Total	11,140.6	5,607.0	20.0	-	5,513.6	33

DEPARTMENT OF NATURAL RESOURCES

DIVISION OF OIL & GAS

By Program	Funding in Thousands	By Fund Category	Positions	Alaskans Served	Recovered From Fees	Importance to Mission	Rating of Effectiveness	Constitutionally Required	Federally Required	Required by Statute
Asset Management	1,175.9	UGF: 764.6 Other: 411.3	9	All		Critical	2	Supports Article VIII	No	AS 38.05
Audit	1,490.4	UGF: 805.6 FED: 247.1 Other: 437.7	9	All		Important	2	Supports Article VIII	No	AS 38.05
Permitting	1,031.5	UGF: 556.2 DGF: 183.3 Other: 292.0	8	All	18%	Critical	2	Supports Article VIII	No	AS 38.05
Resource Evaluation	3,368.7	UGF: 2,154.7 Other: 1,214.0	17	All		Critical	2	Supports Article VIII	No	AS 38.05
Commercial	1,513.0	UGF: 1,143.5 Other: 369.5	6	All		Critical	2	Supports Article VIII	No	AS 38.05
Royalty Accounting	723.4	UGF: 465.3 Other: 258.1	5	All		Critical	2	Supports Article VIII	No	AS 38.05
State Pipeline Coordinator	8,150.0	DGF: 453.3 Other: 7,696.7	24	All		Critical	2	Supports Article VIII	No	AS 38.35
Unit Section	811.9	UGF: 529.3 Other: 282.6	5	All		Critical	2	Supports Article VIII	No	AS 38.05
Shared Services	2,487.0	UGF: 1,588.1 DGF: 51.4 Other: 847.5	18	All		Important	2	Supports Article VIII	No	AS 38.05
Cook Inlet	150.0	Other: 150.0	-			Status quo		No	No	No
Component Totals	20,901.8		101							

By Component	TOTAL	UGF	DGF	FED	OTHER	Positions
Division of Oil & Gas	20,901.8	8,007.3	688.0	247.1	11,959.4	101

DEPARTMENT OF NATURAL RESOURCES

DIVISION OF GEOLOGICAL & GEOPHYSICAL SURVEYS

By Program	Funding in Thousands	By Fund Category	Positions	Alaskans Served	Recovered From Fees	Importance to Mission	Rating of Effectiveness	Constitutionally Required	Federally Required	Required by Statute
Energy Resources	1,169.3	UGF: 522.1 FED: 234.9 Other: 412.3	7	All	0%	Critical	2	Supports Article VIII	No	AS 41.08.020
Mineral Resources	735.4	UGF: 435.3 FED: 28.0 Other: 272.1	9	All	0%	Critical	2	Supports Article VIII	No	AS 41.08.020
Engineering Geology	1,732.0	UGF: 603.8 FED: 190.6 Other: 937.6	8	All	0%	Critical	2	Supports Article VIII	No	AS 41.08.017 AS 41.08.020
Volcanology	1,480.0	FED: 1,480.0	5	All	0%	Critical	2	Supports Article VIII	No	AS 1.08.017 AS 41.08.020
Geologic Materials Center	852.0	UGF: 419.0 DGF: 319.0 Other: 113.9	3	All	0%	Critical	2	Supports Article VIII	No	AS 41.08.020
Geologic Communication	1,257.6	UGF: 840.6 DGF: 10.0 FED: 166.7 Other: 240.3	10	All	0%	Critical	2	Supports Article VIII	No	AS 41.08.017 AS 41.08.020 AS 41.08.030
Administration & Grants	1,086.8	UGF: 928.9 Other: 157.9	5	All	0%	Important	2	Supports Article VIII	No	AS 41.08.010 AS 41.08.015 AS 41.08.040
Totals	8,313.1		47							

By Component	TOTAL	UGF	DGF	FED	OTHER	Positions
Division of Geological and Geophysical Surveys	8,313.1	3,749.8	329.0	2,100.2	2,134.1	47

THANK YOU

Andrew T. Mack

Commissioner

andy.mack@alaska.gov

(907) 269-8431

Ed Fogels

Deputy Commissioner

ed.fogels@alaska.gov

(907) 269-8431

Mark Wiggin, Deputy Commissioner

mark.wiggin@alaska.gov

(907) 269-8431

Fabienne Peter-Contesse

Support Services Director

fabienne.peter-contesse@alaska.gov

(907) 465-2422

