

Technical and Vocational Education Program Overview

Senate Labor and Commerce Committee

April 7, 2017



ALASKA DEPARTMENT OF LABOR & WORKFORCE DEVELOPMENT
COMMISSIONER HEIDI DRYGAS

TVEP Purpose and History

Purpose:

To enhance the quality and accessibility of job training across the state, and align training with regional workforce demands



Background:

- Established by the Legislature in 2000
- Funded by a portion of employee contributions to unemployment insurance
- Distributed to technical and vocational education entities across Alaska in accordance with statute





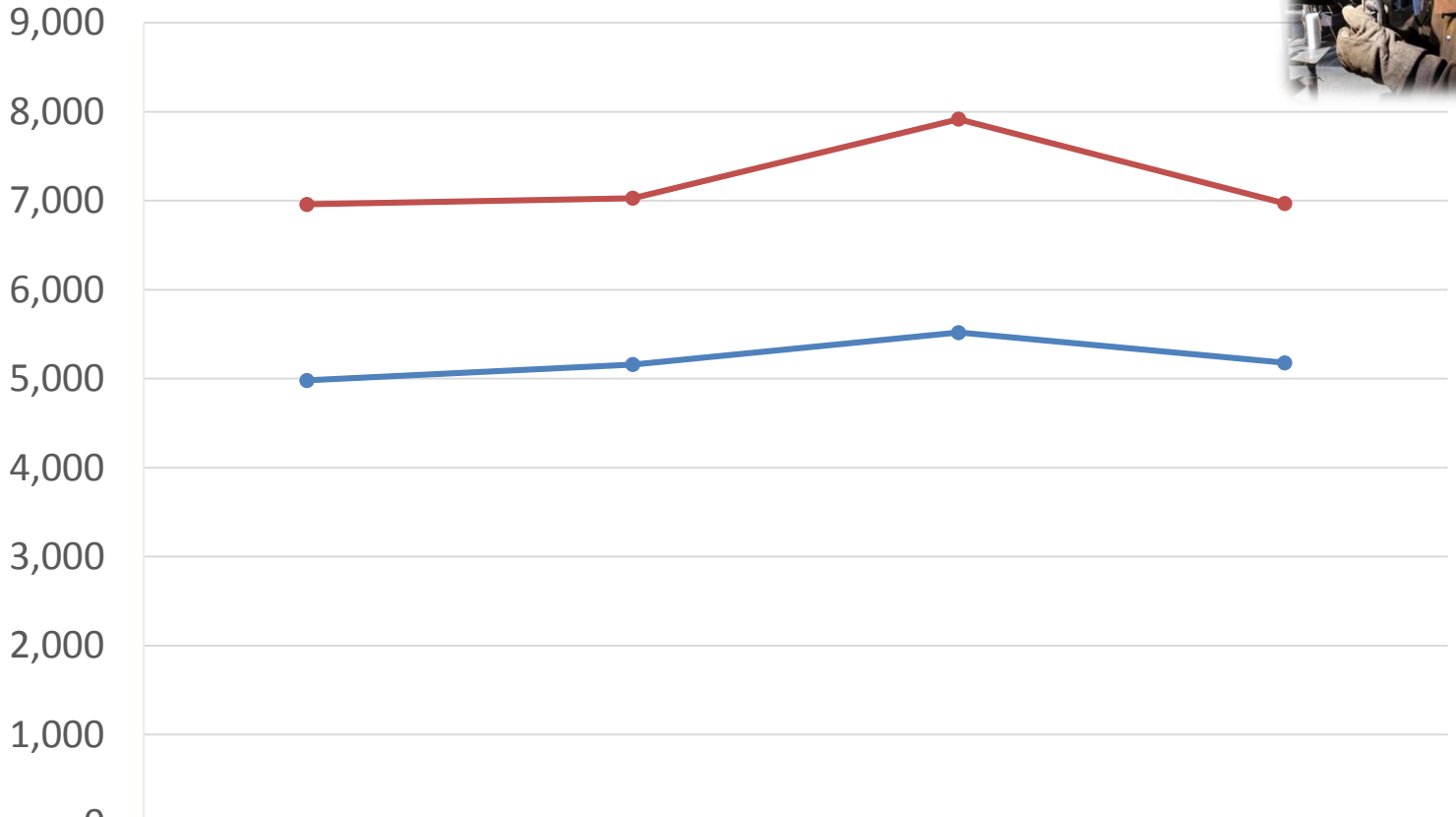
TVEP Overview

- Serves youth and adults
- Ensures a statewide training infrastructure
- Supports operating costs for training centers across the state, including rural Alaska
- Provides a wide range of vocational training from entry-level to associates degrees
- In FY2016, served 10,295 Alaskans at a cost per participant of \$1,215
- Effective in increasing graduation rates, employment and earnings, and Alaska resident hire; and reducing unemployment





TVEP Performance FY2012-FY2015

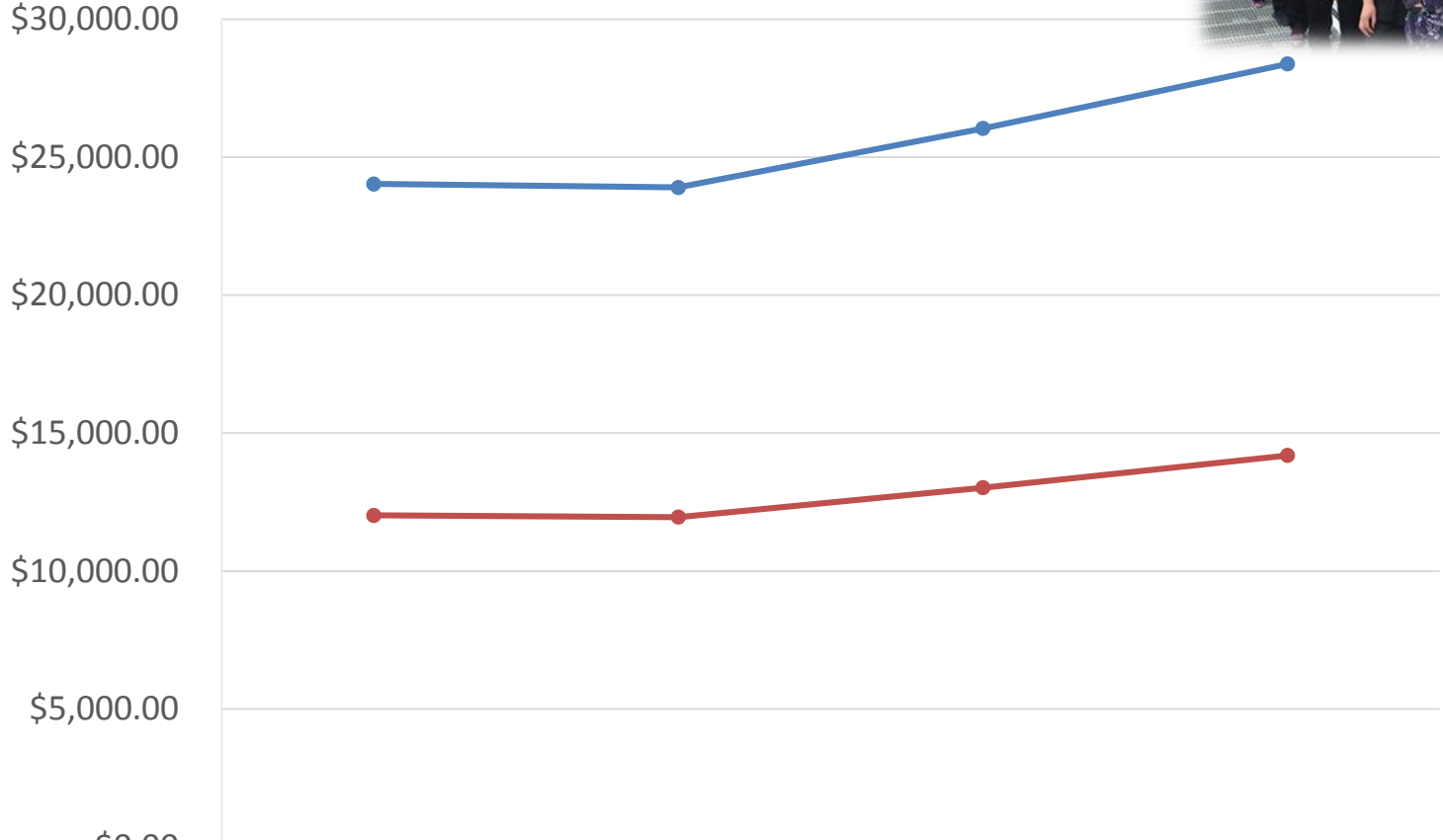


	FY2012	FY2013	FY2014	FY2015
● Exiters	6,960	7,028	7,917	6,969
● Employed within 1yr	4,981	5,160	5,519	5,178





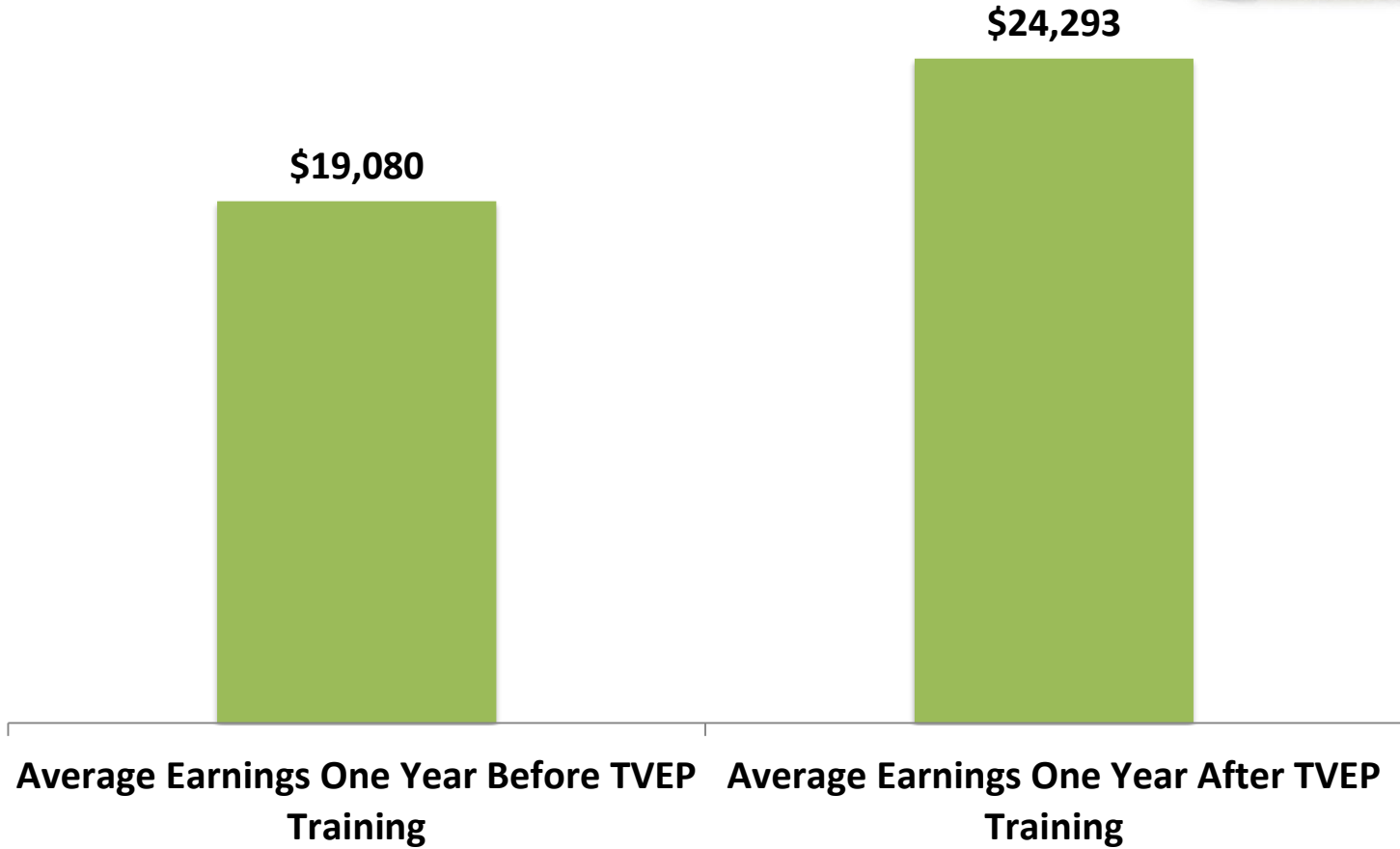
TVEP Performance FY2012-FY2015




	FY2012	FY2013	FY2014	FY2015
Median Wage 7-12 months	\$12,015.28	\$11,952.50	\$13,020.13	\$14,190.35
Annualized Median Wage	\$24,030.56	\$23,905.00	\$26,040.26	\$28,380.70



TVEP FY2016 Performance



TVEP FY2016 Performance





TVEP FY2016 Occupations

Occupations	Number Employed	Percentage of Total
Office and Administrative Support Occupations	868	16.8%
Transportation and Material Moving Occupations	473	9.1%
Construction and Extraction Occupations	437	8.4%
Sales and Related Occupations	381	7.4%
Food Preparation and Serving Related Occupations	356	6.9%
Healthcare Support Occupations	301	5.8%
Education, Training, and Library Occupations	297	5.7%
Installation, Maintenance, and Repair Occupations	270	5.2%
Production Occupations	266	5.1%
Healthcare Practitioners and Technical Occupations	235	4.5%
Personal Care and Service Occupations	232	4.5%
Management Occupations	200	3.9%





TVEP FY2016 Occupations

Occupations	Number Employed	Percentage of Total
Protective Service Occupations	200	3.9%
Building and Grounds Cleaning and Maintenance Occupations	161	3.1%
Community and Social Service Occupations	111	2.1%
Business and Financial Operations Occupations	87	1.7%
Computer and Mathematical Occupations	68	1.3%
Life, Physical, and Social Science Occupations	64	1.2%
Architecture and Engineering Occupations	58	1.1%
Farming, Fishing, and Forestry Occupations	40	0.8%
Arts, Design, Entertainment, Sports, and Media Occupations	33	0.6%
Unknown or Unavailable	30	0.6%
Legal Occupations	10	0.2%





TVEP Distribution FY2015-FY2018

Entity	Distribution Percentage	FY2015 Distribution	FY2016 Distribution	FY2017 Distribution	FY2018 Distribution
University of Alaska	45%	\$ 5,226.9	\$ 5,630.0	\$ 5,980.1	\$ 5,386.6
Galena Interior Learning Academy	4%	\$ 464.6	\$ 500.4	\$ 531.6	\$ 478.8
Alaska Technical Center	9%	\$ 1,045.4	\$ 1,126.0	\$ 1,196.0	\$ 1,077.3
Southwest Alaska Vocational and Education Center	3%	\$ 348.5	\$ 375.3	\$ 398.7	\$ 359.1
Yuut Elinaurviat, Inc. People's Learning Center	9%	\$ 1,045.4	\$ 1,126.0	\$ 1,196.0	\$ 1,077.3
Northwestern Alaska Career and Technical Center	3%	\$ 348.5	\$ 375.3	\$ 398.7	\$ 359.1
Partners for Progress in Delta, Inc.	3%	\$ 348.5	\$ 375.3	\$ 398.7	\$ 359.1
Amundsen Educational Center	2%	\$ 232.3	\$ 250.2	\$ 265.8	\$ 239.4
Ilisagvik College	5%	\$ 580.8	\$ 625.5	\$ 664.5	\$ 598.5
Alaska Vocational Technical Center	17%	\$ 1,974.5	\$ 2,126.9	\$ 2,259.2	\$ 2,034.0
Total	100%	\$ 11,615.4	\$ 12,510.9	\$ 13,289.3	\$ 11,969.2





TVEP FY2016 Performance Details by Recipient

FY2016 TVEP Allocations	Percent	Grant Amount	# of Adults Served	# of High School Students Served	Total Participants
Alaska Vocational Technical Center (AVTEC)	17 percent	\$2,126,900	1423	67	1490
Alaska Technical Center (ATC)	9 percent	\$1,126,000	696	187	883
Amundsen Educational Center	2 percent	\$250,200	15	2	17
Galena Interior Learning Academy	4 percent	\$500,400	n/a	260	260
Ilisaġvik College	5 percent	\$625,500	696	32	728
Northwestern Alaska Career and Technical Center (NACTEC)	3 percent	\$375,300	n/a	122	122
Partners for Progress in Delta, Inc.	3 percent	\$375,300	300	175	475
Southwest Alaska Vocational and Education Center (SAVEC)	3 percent	\$375,300	221	4	225
Yuut Elitnaurviat, Inc. People's Learning Center	9 percent	\$1,126,000	637	87	724
University of Alaska	45 percent	\$5,630,000	5,057	314	5,371





TVEP FY2016 Performance Details by Recipient

Institution for FY2015	% Employed 1 Year After Exit	Median Wage 7-12 Months After Exit	Annualized Median Wage After Exit
Alaska Vocational Technical Center (AVTEC)	76.4%	\$13,052	\$26,104
Alaska Technical Center, Kotzebue	81.3%	\$11,635	\$23,270
Amundsen Educational Center	50.0%	\$3,190	\$6,380
Galena Interior Learning Academy	n/a	n/a	n/a
Ilisaġvik College	82.7%	\$24,410	\$48,820
Northwestern Alaska Career and Technical Center (NACTEC)	32.1%	\$1,183	\$2,366
Partners for Progress in Delta	48.7%	\$12,280	\$24,560
Southwest Alaska Vocational and Education Center (SAVEC)	74.8%	\$15,389	\$30,778
Yuut Elitnaurviat	72.6%	\$7,715	\$15,430
University of Alaska	74.2%	\$13,860	\$27,720



**WE'RE PREPARING ALASKANS FOR
THE JOBS OF TODAY—AND
TOMORROW.**

**Alaska Department of Labor and
Workforce Development**

Commissioner Heidi Drygas

Email: Commissioner.Labor@alaska.gov

Phone: (907) 465-2700



ALASKA DEPARTMENT OF LABOR & WORKFORCE DEVELOPMENT
COMMISSIONER HEIDI DRYGAS