



Felony Level Sex Offenses

2015

Prepared By: Christen L. McClure
Division of Statewide Services
Criminal Records & Identification Bureau
Kathryn Monfreda, Bureau Chief

Crime in
Alaska
Supplemental
Report

Table of Contents

Program Overview	2
Regional Distribution	3
Victim Demographics.....	5
Suspect Demographics.....	7
Relationship of Victim to Offender.....	9
Locations	11
Weapon Types	12
Statute Violations.....	13
References and Further Reading	14

2015 Felony Level Sex Offenses

Program Overview

The Department of Public Safety (DPS) is tasked with collecting information reported to state and local law enforcement agencies on felony sex offenses, as defined by AS 12.63.100, and as required by AS 12.62.130. This is a required reporting program for state and local law enforcement agencies and is in addition to the requirements for Uniform Crime Reporting (UCR).

The Felony Sex Offense (FSO) database is a repository maintained by DPS for state and local law enforcement agencies to record reports of felony level sex offenses within their jurisdiction based on State of Alaska statutes. Because the statutes are more specific and varied, the information in the database will not necessarily correlate with rape offenses in the UCR program since the offenses reported in the UCR program fall under the national UCR program definition, which is managed and maintained by the Federal Bureau of Investigation (FBI). Different methodologies are also used in aggregating incidents and victims.

The national UCR program focus is on totaling the number times a person is victimized, while the FSO program's focus is counting the number of offenses committed against a victim. A person repeatedly raped by a single offender would likely result in several rape offenses being reported in the UCR program, but the same situation would be reported in the FSO program as a single victim with statute violations reported. Additionally, the FSO database has the ability to capture data elements for each reported sex offense not currently captured through the UCR program. These data elements include victim and suspect demographic information, victim/suspect relationship information, weapon type, and location of the assault.

Caution should be exercised in comparing offenses between Felony Sex Offense statistics and UCR data; they are separate data collection efforts with different methodologies in aggregating incidents and victims.

It is important to note the incidents reported in the FSO database were documented at the initial reporting stage, likely prior to investigation by law enforcement. Agencies are instructed to report information when a felony level sex offense becomes *known to law enforcement*. The FSO database is not intended to track the life cycle of an incident; it is to provide insight into the volume and type of sex offenses being reported to law enforcement. This is the first year that findings from this database have been published.

**The Anchorage Police Department provides only statutory information for their reported incidents; victim, offender, location, and weapon data are not provided.*

Total Incidents Reported	1352
Victims Reported*	648
Suspects Reported*	691

Most Common Attributes of Felony Level Sex Offenses in 2015

Victim Age: 15 years old

Victim Sex: Female

Suspect Age: 22 years old

Suspect Sex: Male

Weapon Used: Personal Weapons
(hands/fists/feet)

Relationship: Acquaintance

Location: Residence

Statute: AS 11.41.410(a)(1), Sexual
Assault 1

Regional Distribution

Region	Incidents
Northern Alaska	96
Southeast Alaska	123
Western Alaska	274
Southcentral Alaska	82
Anchorage Bowl	659
Specialized agencies	118

Northern Alaska

(Population includes: Denali Borough, Fairbanks North Star Borough, North Slope Borough, Southeast Fairbanks Census Area, Yukon-Koyukuk Census Area):

AST D Detachment: Barrow, Cantwell, Delta Jct., Fairbanks, Galena, Healy, Nenana, Northway, Tok.)

Local reporting agencies:

Fairbanks Airport Police Department
Fairbanks Police Department
North Pole Police Department
North Slope Borough Police Department
University of Alaska Fairbanks Police Department

Southeast Alaska

(Population includes: Haines Borough, Hoonah-Angoon Census Area, Juneau City and Borough, Ketchikan Gateway Borough, Petersburg Borough, Prince of Wales-Hyder Census Area, Sitka City and Borough, Skagway Municipality, Wrangell City and Borough, Yakutat City and Borough):

AST A Detachment: Haines, Juneau, Klawock, Ketchikan, Petersburg

Local reporting agencies:

Craig Police Department
Haines Police Department
Juneau Police Department
Ketchikan Police Department
Petersburg Police Department
Sitka Police Department
Skagway Police Department
Wrangell Police Department

Anchorage Bowl

(Population includes: Anchorage Municipality)

Local reporting agencies:

Anchorage Airport Police & Fire
Anchorage Police Department
University of Alaska Anchorage Police Department

Western Alaska

(Population includes: Aleutians East Borough, Aleutians West Census Area, Bethel Census Area, Bristol Bay Borough, Dillingham Census Area, Kodiak Island Borough, Kusilvak Census Area, Lake and Peninsula Borough, Nome Census Area, Northwest Arctic Borough)

AST C Detachment: (Aniak, Bethel, Dillingham, Emmonak, Iliamna, King Salmon, Kodiak, Kotzebue, McGrath, Nome, St. Mary, Selawik, Unalakleet)

Local reporting agencies:

Bethel Police Department
Bristol Bay Borough Police Department
Dillingham Police Department
Kodiak Police Department
Kotzebue Police Department
Nome Police Department
Unalaska Police Department

Southcentral Alaska

(Population includes: Kenai Peninsula Borough, Matanuska-Susitna Borough, Valdez-Cordova Census Area):

AST E Detachment: Anchor Point, Cooper Landing, Girdwood, Ninilchik, Seward, Soldotna

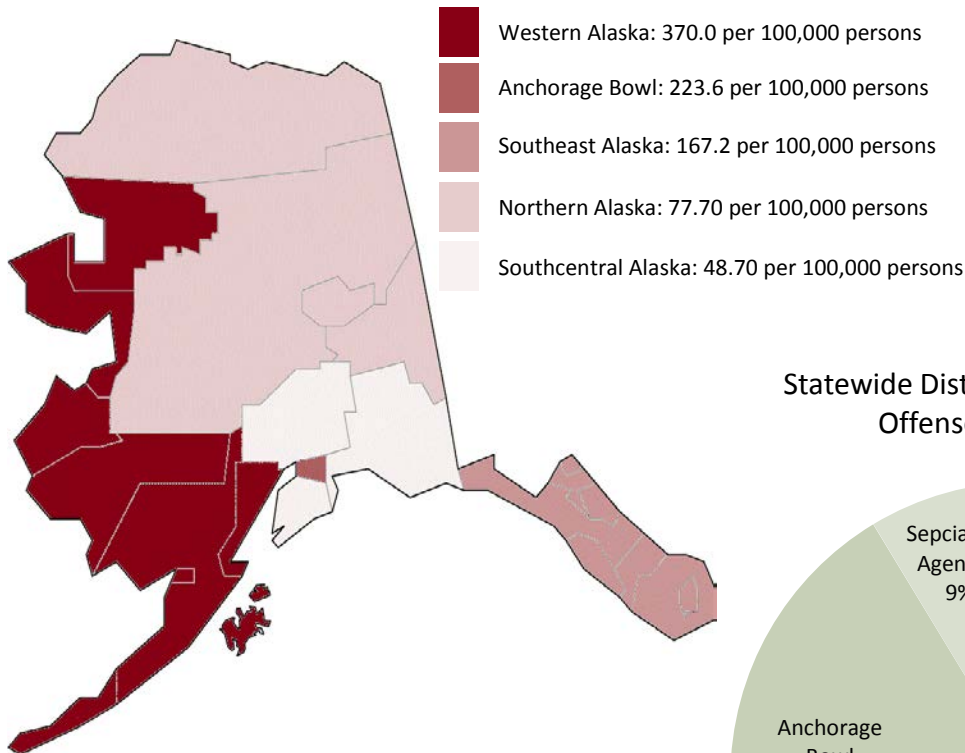
Local reporting agencies:

Cordova Police Department
Homer Police Department
Kenai Police Department
Palmer Police Department
Seward Police Department
Soldotna Police Department
Valdez Police Department
Wasilla Police Department

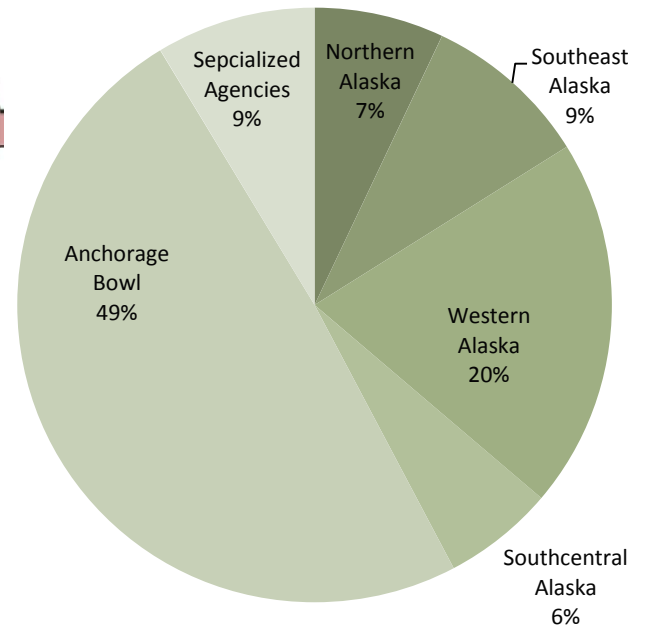
Specialized Agencies:

Alaska Bureau of Investigation, Alaska Wildlife Troopers

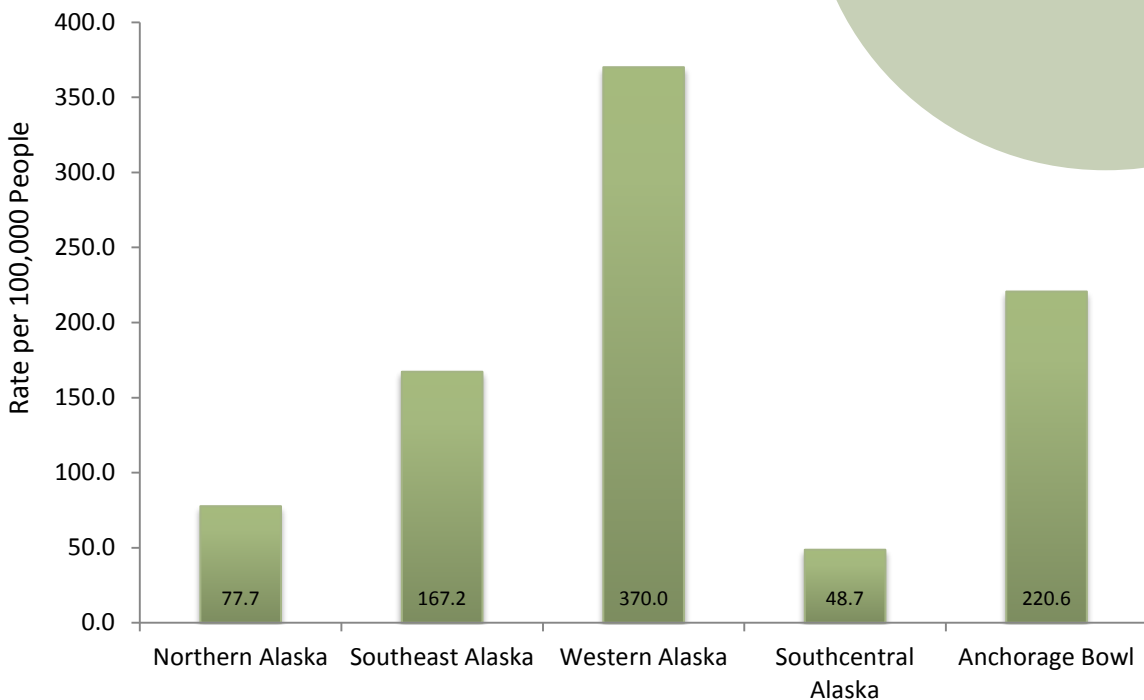
Rate of Reported Incidents by Geographic Area*†



Statewide Distribution of Felony Level Sex Offense Incidents Reported to Law Enforcement



Rate of Reported Incidents by Geographic Area*†



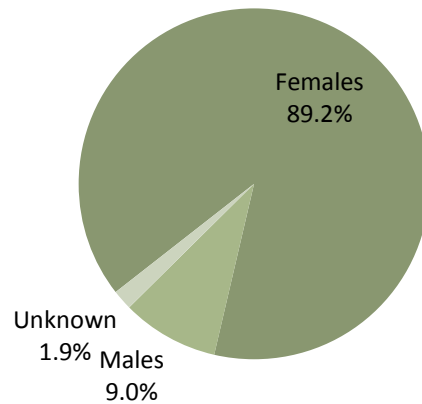
*Excludes incidents reported from specialized statewide agencies, such as the Alaska Bureau of Investigation or Alaska Wildlife Troopers due to the difficulty in determining the population those agencies represent.

†Population Data from U.S. Census Bureau, Population Division Annual Estimates of the Resident Population 2015:
<http://factfinder.census.gov/faces/tableservices/jsf/pages/productview.xhtml?src=bkmk>

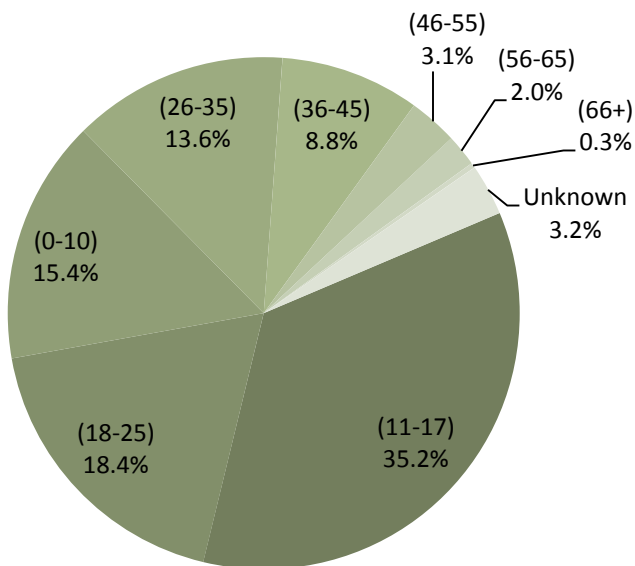
Victim Demographics*

	Female	Male	Unknown
Asian	4	0	
Black	15	1	
Indian	329	29	
White	158	16	
Unknown	72	12	12
Under 18	288	40	
Over 18	283	16	
Unknown	7	2	12

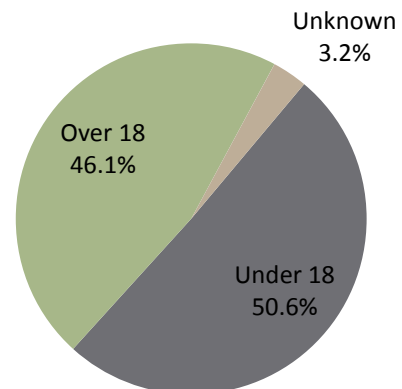
All Victims by Sex



All Victims by Age Group

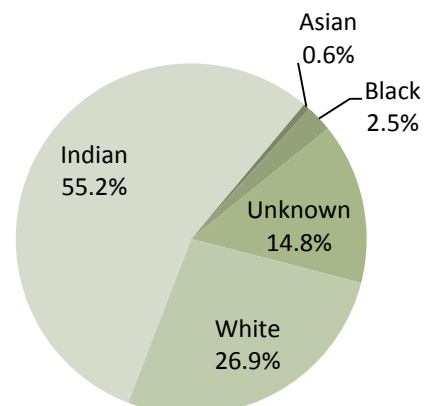


Juvenile vs Adult Victims



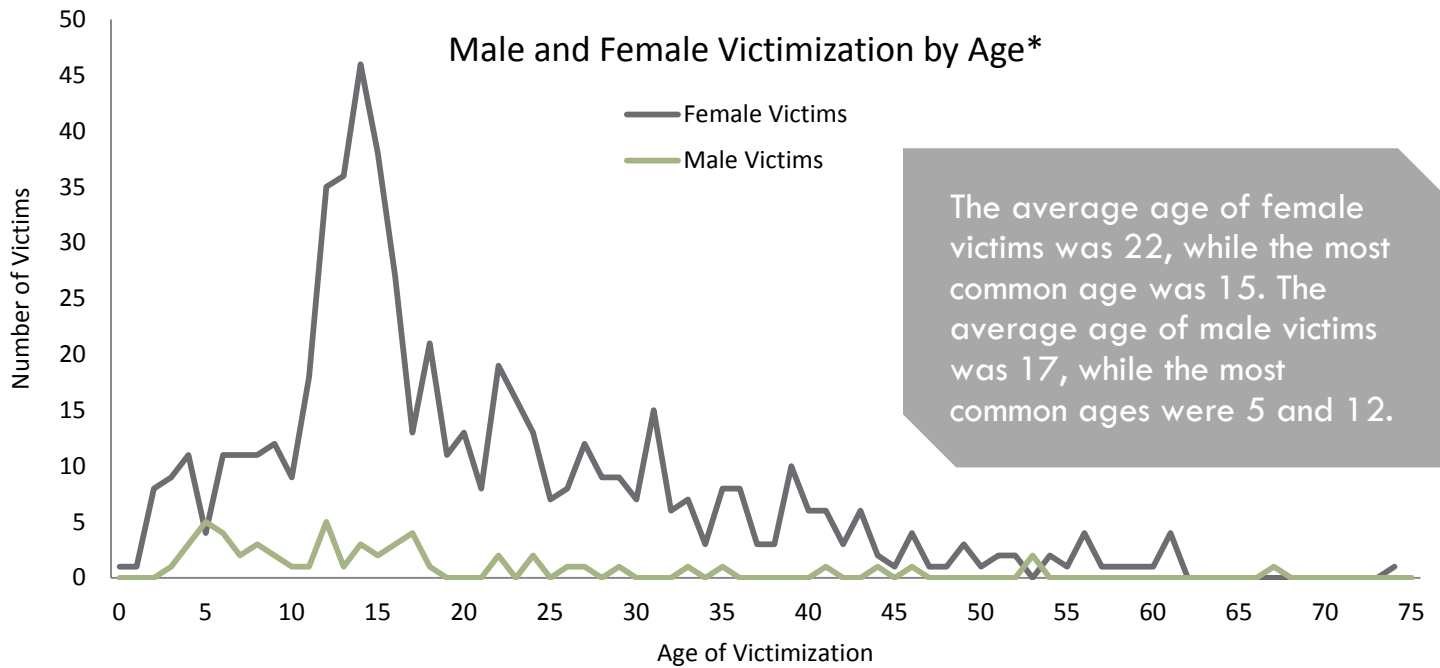
Adolescents and teenagers (aged 11-17) showed the highest incidence of sex offense victimization.

All Victims by Race

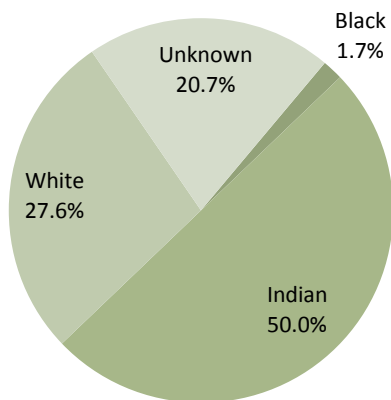


* Not all agencies provide victim information; the graphs are reflective of victim information provided by reporting agencies.

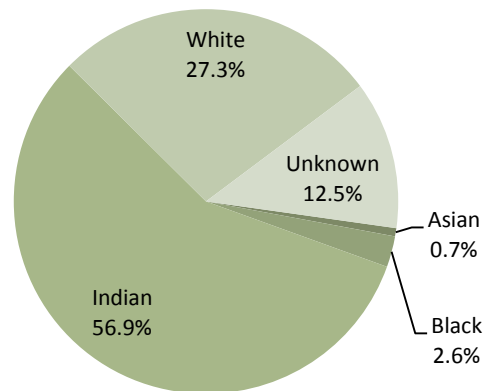
† Graphs may not total 100.0% due to rounding



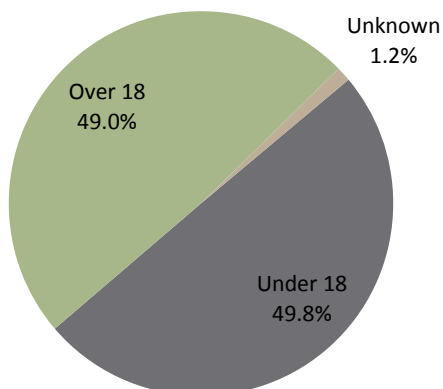
Male Victims By Race



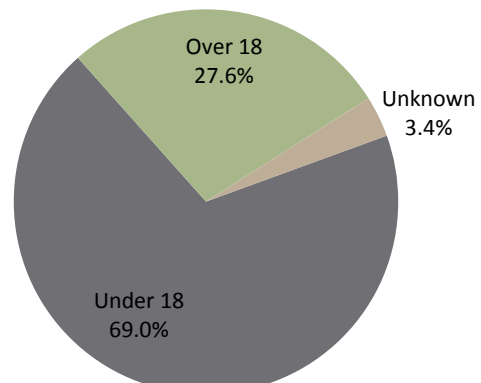
Female Victims by Race



Female Victims by Age



Male Victims by Age



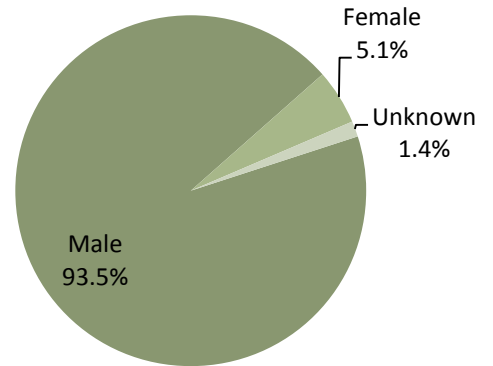
* Not all agencies provide victim information; the graphs are reflective of victim information provided by reporting agencies.

† Graphs may not total 100.0% due to rounding

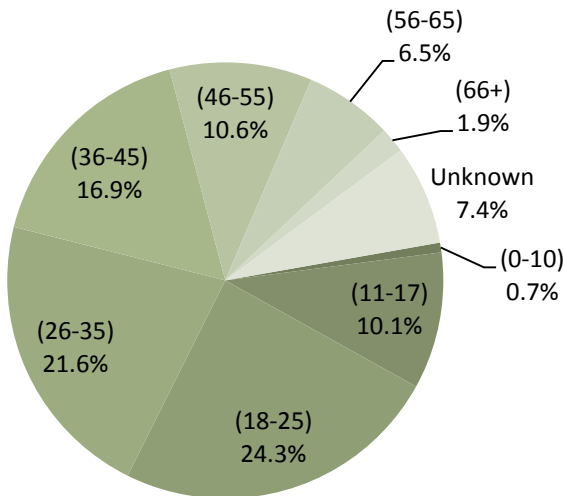
Suspect Demographics*

	Male	Female	Unknown
Asian	8	1	
Black	28	1	
Indian	332	21	
White	198	11	
Unknown	80	1	10
Under 18	70	5	
Over 18	538	27	
Unknown	38	3	10

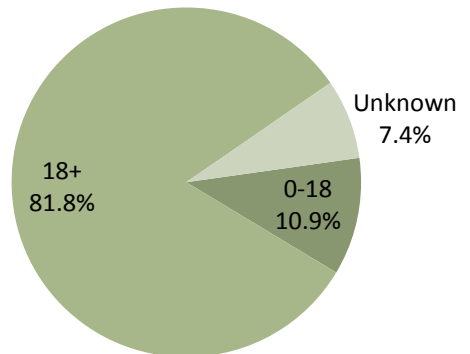
Suspects By Sex



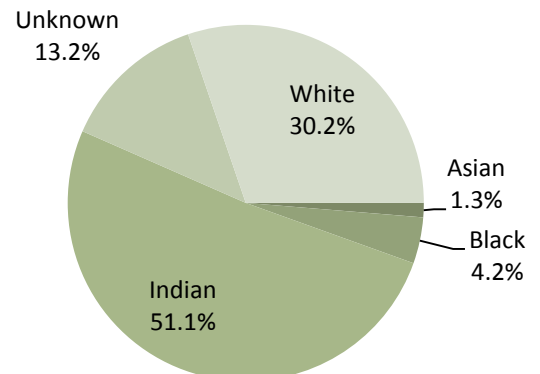
Suspects by Age Group



Juvenile vs Adult Suspects



Suspects by Race

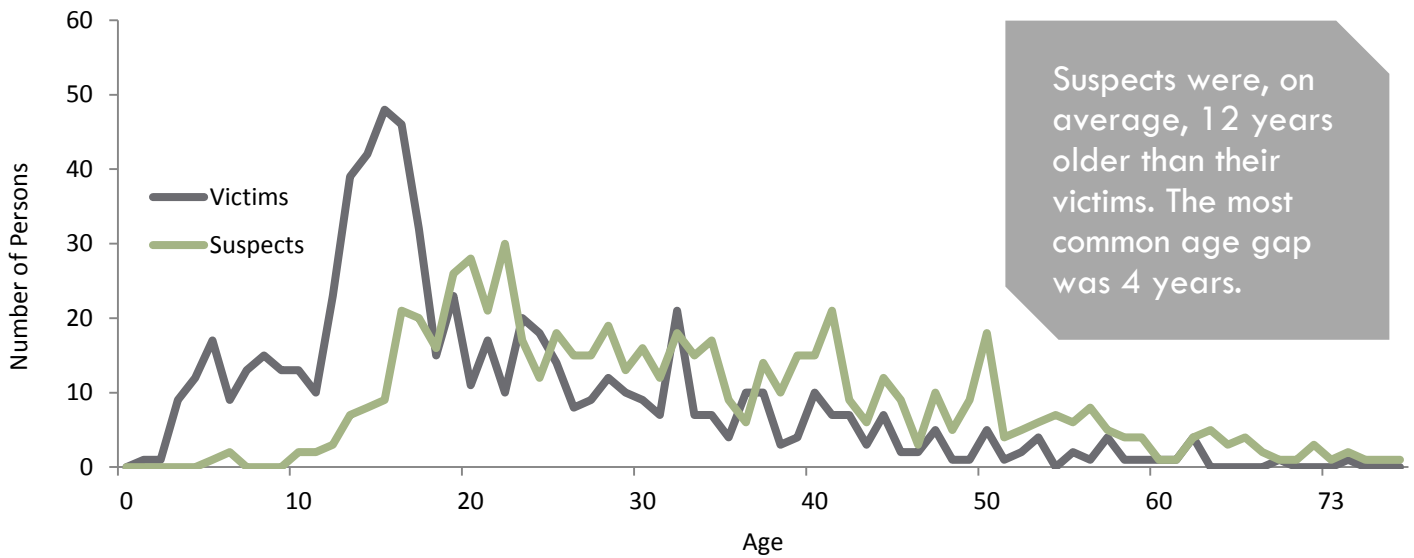


Young Adults (aged 18-25) had the highest incidence of being reported as the alleged suspect.

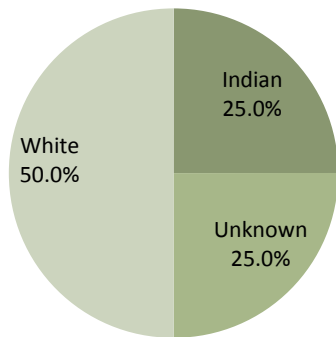
* Not all agencies provide suspect information; the graphs are reflective of suspect information provided by reporting agencies.

† Graphs may not total 100.0% due to rounding

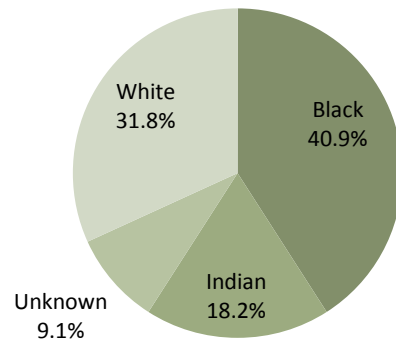
Age of Victims and Known Suspects*



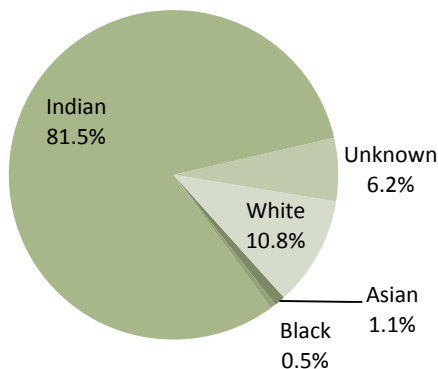
Asian Suspects - Race of Victims



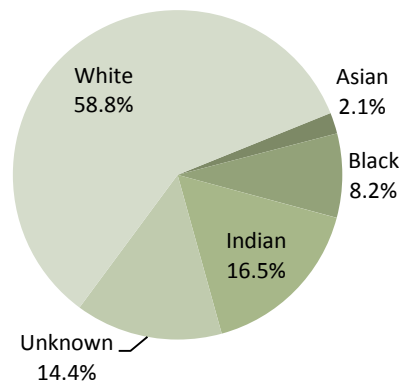
Black Suspects - Race of Victims



Indian Suspects - Race of Victims



White Suspects - Race of Victims



* Not all agencies provide victim/suspect information; the graphs are reflective of information provided by reporting agencies.

† Graphs may not total 100.0% due to rounding

Relationship of Victim to Offender*

Family Relationship	Counts†	Percent of Total	Percent of Family Relationships
Child	60	8.7%	31.1%
Other Family Member	58	8.4%	30.1%
Stepchild	19	2.7%	9.8%
Sibling (brother or sister)	18	2.6%	9.3%
Child of Boyfriend or Girlfriend	10	1.4%	5.2%
Grandchild	8	1.2%	4.1%
Spouse	7	1.0%	3.6%
In-law	3	0.4%	1.6%
Parent	3	0.4%	1.6%
Stepsibling (stepbrother or stepsister)	3	0.4%	1.6%
Grandparent	2	0.3%	1.0%
Common-Law Spouse	1	0.1%	0.5%
Stepparent	1	0.1%	0.5%

Otherwise Known Relationship	Counts†	Percent of Total	Percent of Known Relationships
Acquaintance	194	28.1%	48.7%
Friend	76	11.0%	19.1%
Boyfriend/Girlfriend	60	8.7%	15.1%
Otherwise Known	45	6.5%	11.3%
Babysittee (the baby)	10	1.4%	2.5%
Neighbor	6	0.9%	1.5%
Offender‡	4	0.6%	1.0%
Employee	2	0.3%	0.5%
Employer	1	0.1%	0.3%

Unknown Relationship	Counts	Percent of Total
Relationship Unknown	77	11.1%
Victim was Stranger	23	3.3%

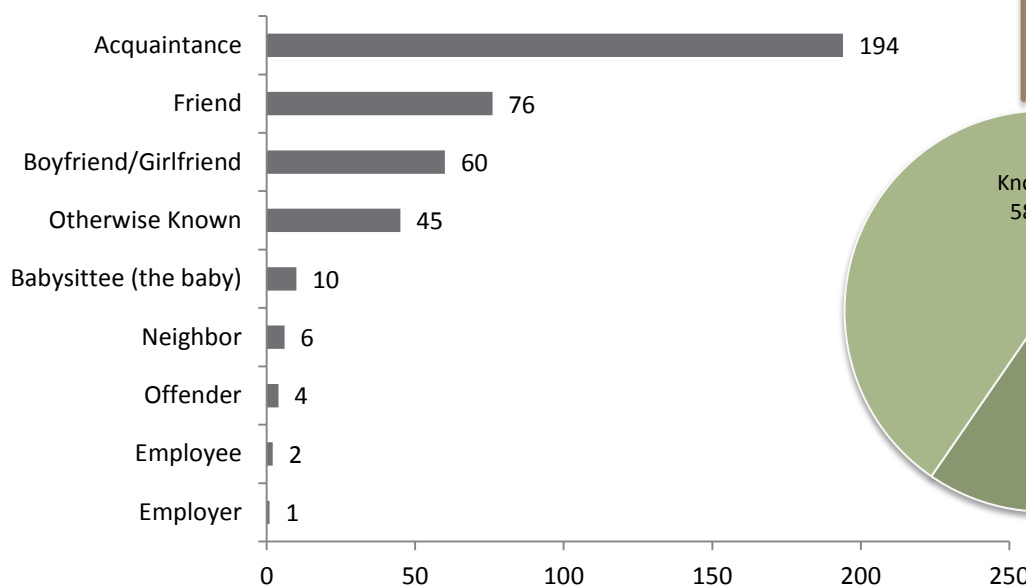
The most common suspect/victim relationship is **acquaintance**. In only 3.3% of incidents was the suspect a stranger to the victim.

* Only includes incidents in which agencies provided victim/suspect relationship information

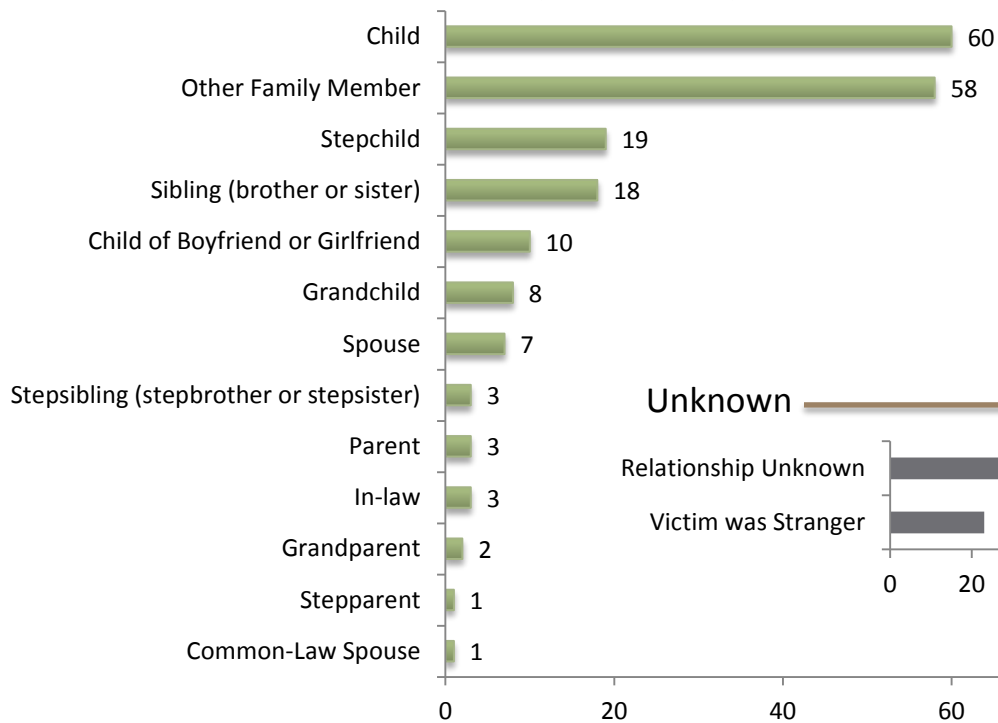
† Counts reflect the number of relationships between victims and offenders, not the total number of victims and offenders. For example, 2 victims and 4 offenders would equal 8 relationships.

‡ "Victim was offender" is defined by the FBI NIBRS program as when the victim is also an offender in the incident. For example, a woman attacks a man with a knife (aggravated assault). She is subdued and raped by the man she attacked. In this case, the relationship may be listed as victim was offender.

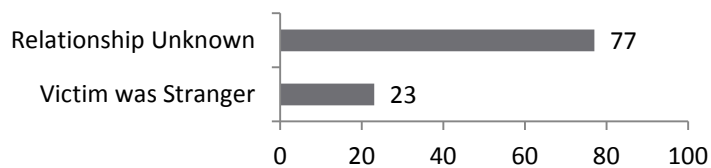
Otherwise Known Relationships



Family Relationships

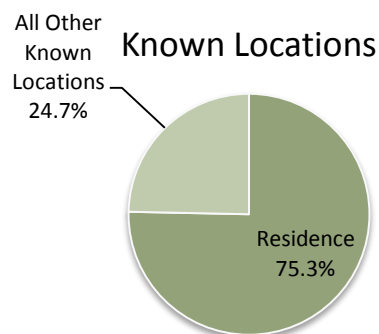


Unknown



Locations*

Location	Count	Percent of Total	Percent of Known
Residence/Home	455	65.6%	75.3%
Other/Unknown	90	13.0%	n/a
Hotel/Motel/Etc.	24	3.5%	4.0%
Highway/Road/Alley/Street/Sidewalk	20	2.9%	3.3%
Tribal Lands	16	2.3%	2.6%
Field/Woods	15	2.2%	2.5%
Jail/Prison/Penitentiary/Corrections Facility	10	1.4%	1.7%
School-Non-Specific	10	1.4%	1.7%
Lake/Waterway/Beach	7	1.0%	1.2%
Park/Playground	7	1.0%	1.2%
Parking/Drop Lot/Garage	7	1.0%	1.2%
Government/Public Building	4	0.6%	0.7%
Rental Storage Facility	4	0.6%	0.7%
Camp/Campground	3	0.4%	0.5%
Abandoned/Condemned Structure	2	0.3%	0.3%
Bar/Nightclub	2	0.3%	0.3%
Church/Synagogue/Temple/Mosque	2	0.3%	0.3%
Department/Discount Store	2	0.3%	0.3%
Dock/Wharf/Freight/Modal Terminal	2	0.3%	0.3%
Grocery/Supermarket	2	0.3%	0.3%
School-College/University	2	0.3%	0.3%
School-Elementary/Secondary	2	0.3%	0.3%
Air/Bus/Train Terminal	1	0.1%	0.2%
Arena/Stadium/Fairgrounds/Coliseum	1	0.1%	0.2%
Commercial/Office Building	1	0.1%	0.2%
Drug Store/Doctor's Office/Hospital	1	0.1%	0.2%
Industrial Site	1	0.1%	0.2%
Restaurant	1	0.1%	0.2%

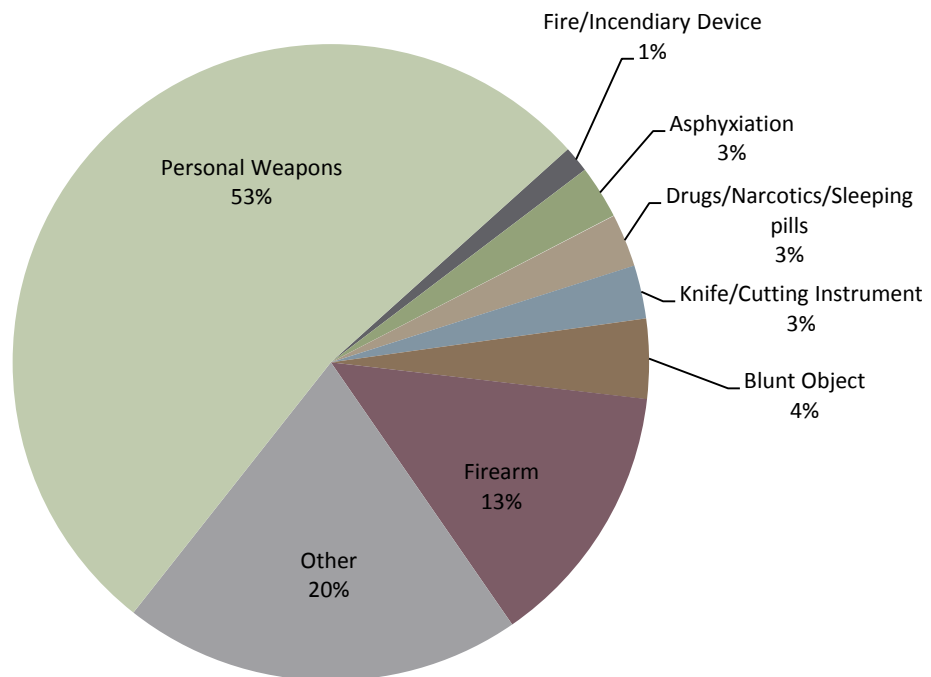


*Only includes incidents in which a location was provided by the law enforcement agency

Weapon Types*

Weapon Type	Count	Percent of Total	Percent of Known
None	541	78.0%	88.0%
Unknown	79	11.4%	n/a
Personal Weapons	39	5.6%	6.3%
Other	15	2.2%	2.4%
Firearm	10	1.4%	1.6%
Blunt Object	3	0.4%	0.5%
Asphyxiation	2	0.3%	0.3%
Drugs/Narcotics/Sleeping pills	2	0.3%	0.3%
Knife/Cutting Instrument	2	0.3%	0.3%
Fire/Incendiary Device	1	0.1%	0.2%

Distribution of Weapon Types Identified

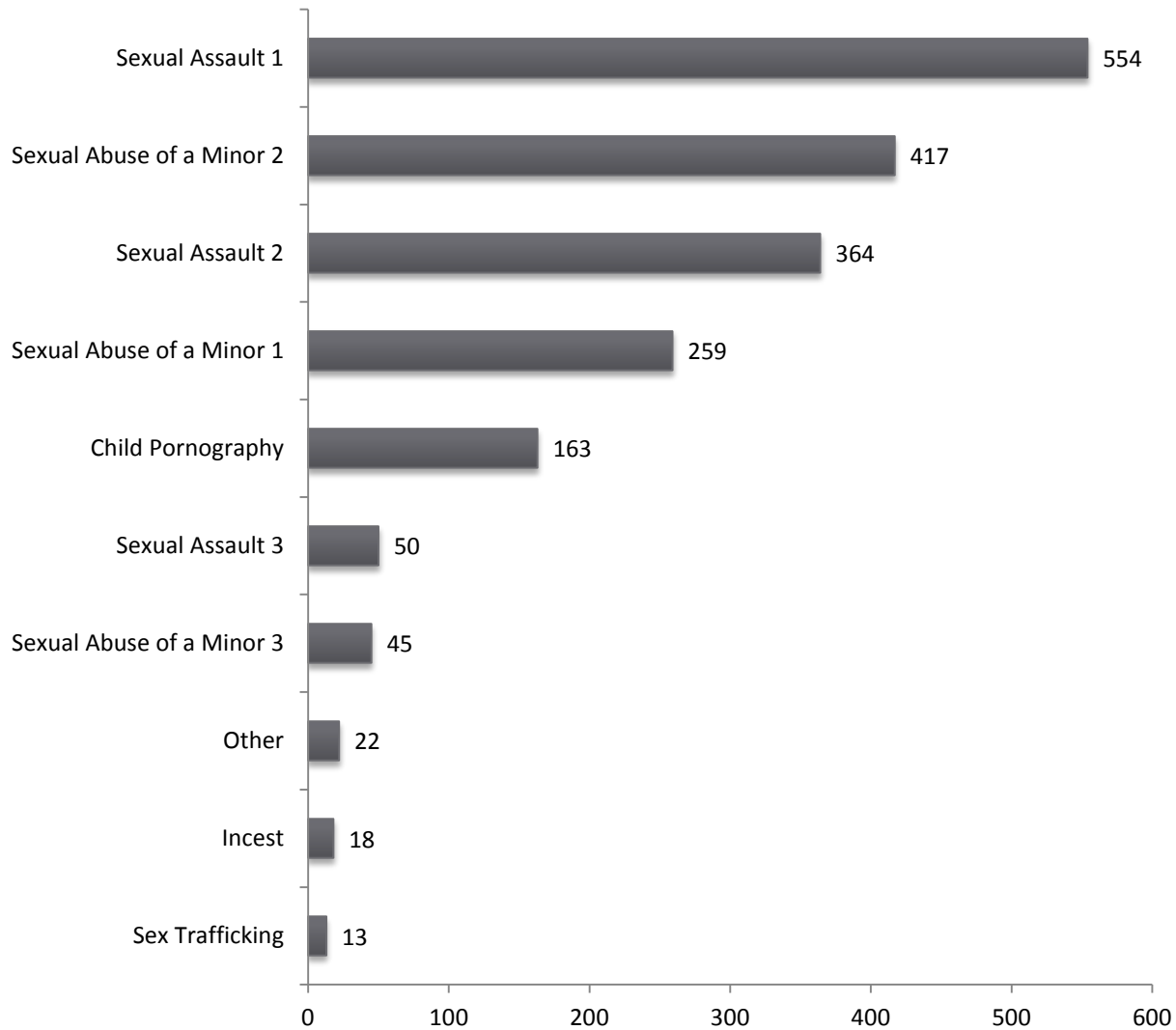


* Only includes incidents in which agencies provided weapon information

† Graphs may not total 100.0% due to rounding

Statute Violations*

Summary of Most Commonly Reported Statute Violations



* These are counts of potential statute violations reported; there is no direct relationship to victim counts, number of incidents/cases, or charges lodged.

† Category "Other" includes online enticement of a minor, distribution of indecent materials to a minor, etc.

References

- Federal Bureau of Investigation Uniform Crime Reporting program's rape definition:
<https://ucr.fbi.gov/recent-program-updates/reporting-rape-in-2013-revised>
- Alaska's statutory requirement for law enforcement agencies to report felony level sex offenses and uniform crime information: *<http://www.legis.state.ak.us/basis/statutes.asp#12.62.130>*
- Alaska's statutory definition of felony level sex offenses:
<http://www.legis.state.ak.us/basis/statutes.asp#12.63.100>

Further Reading

- Sex Offenses Reported via the FBI's National Incident Based Reporting System in 2013:
https://ucr.fbi.gov/about-us/cjis/ucr/nibrs/2014/resource-pages/nibrs-report_sexoffenses_2013_12-1-15.pdf
- Alaska Victimization Survey – Research on Violence Against Women in Alaska:
<http://justice.uaa.alaska.edu/avs/>