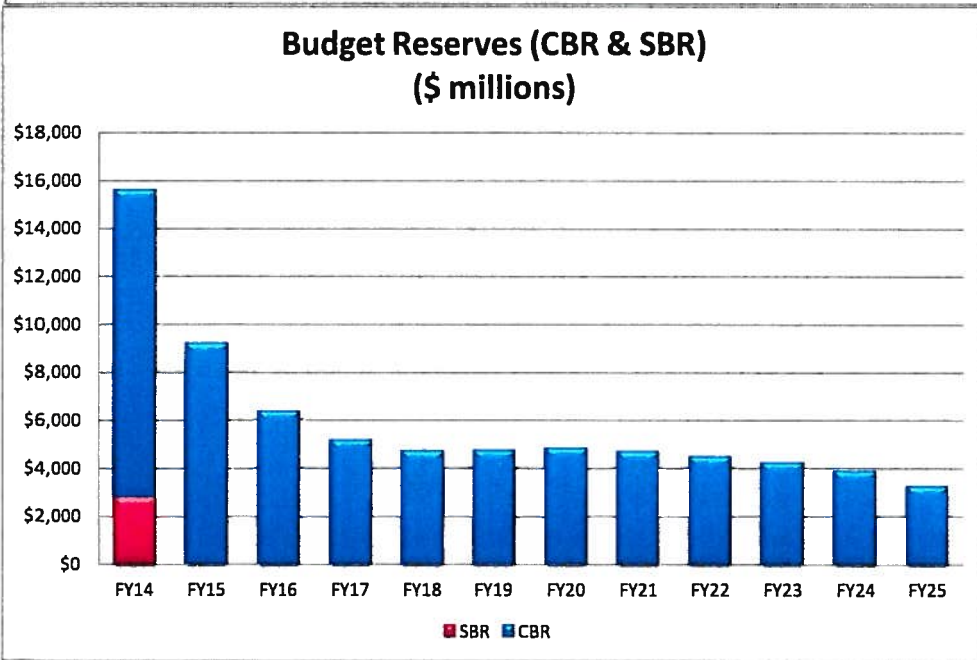
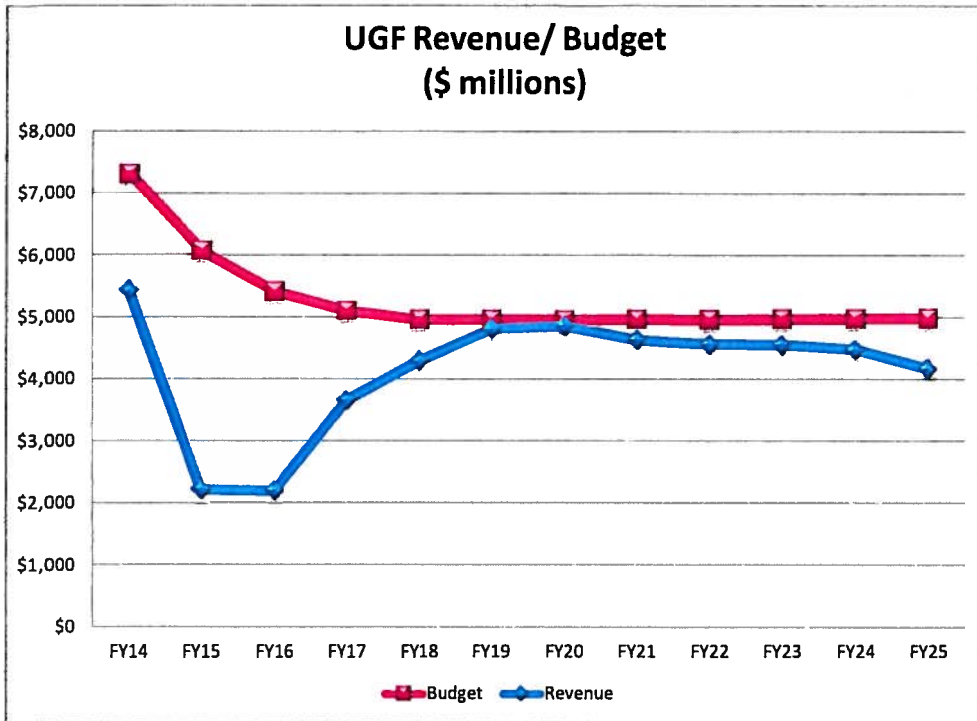


"Variables" Control Switch **on**

Price Scenario **Fall Forecast**



New Revenue Variables

Indirect Exp. Adjustments	n
Motor Fuel Tax	n
Income Tax	n
Sales Tax	n
Endowment Options	n
AKLNG	n
ERA Draw	0%

Operating Budget Variables

K-12 Formula	0.0%
Medicaid Formula	0.0%
Other Formula	0.0%
Non-Formula	0.0%

Statewide Budget Variables

Revenue Sharing	0.0
Debt Service	Existing

Capital Budget Variables

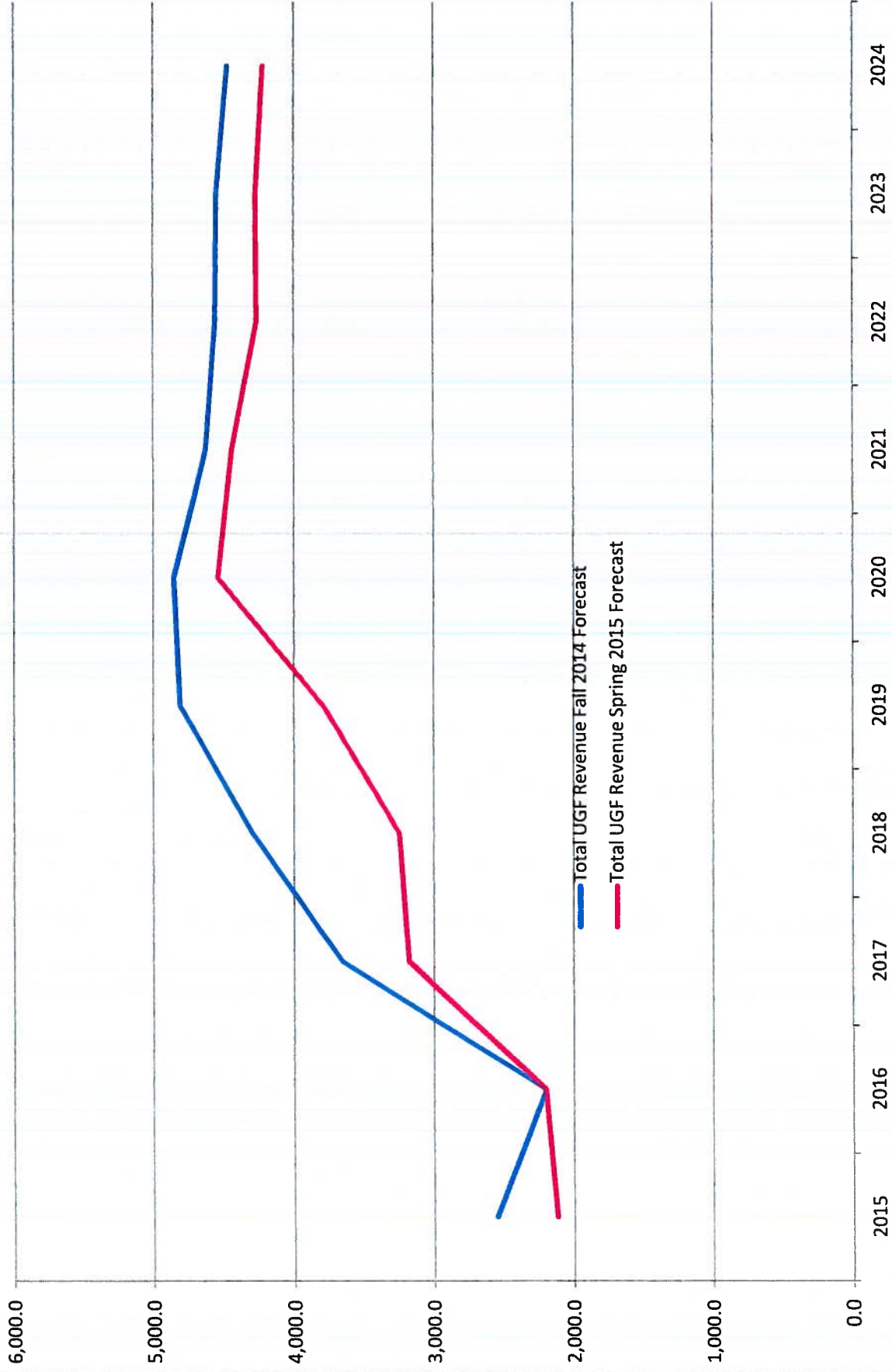
Federal Match	75.0
School Construction/Maintenance	10.0
Grants to Munis/Unis/Recipients	-
Deferred Maintenance	5.0
Other Agency Capital	20.0
Total Capital	110.0

Mega Projects

AKLNG	n
Susitna-Watana	n
(Insert Other)	n

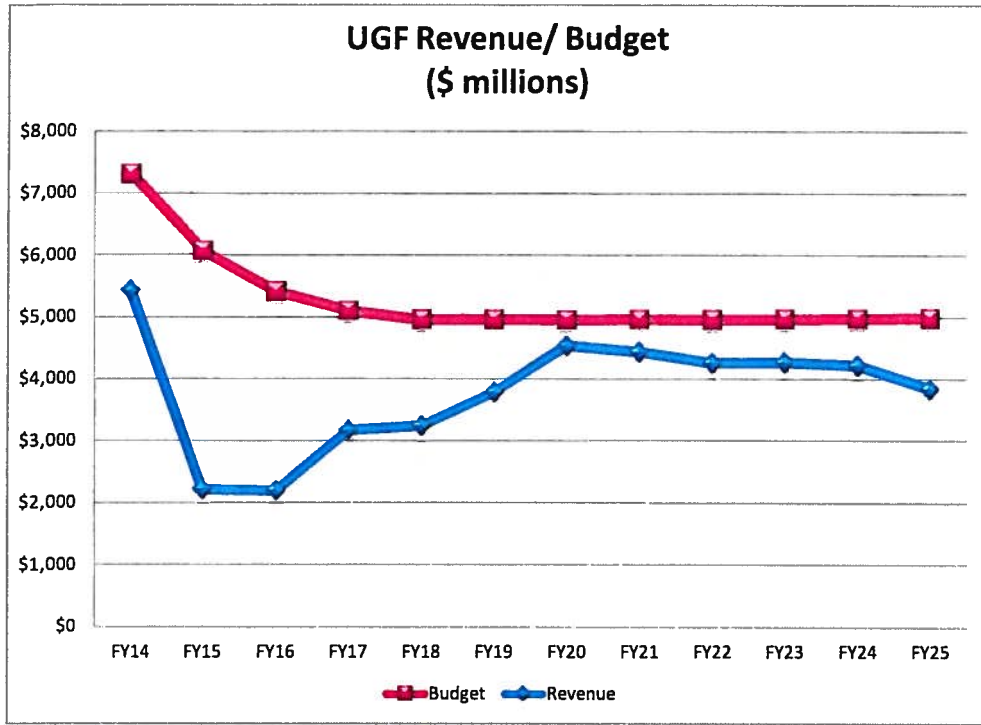
Minimum PFD \$ -

Figure 1. Forecast of Total UGF Revenue--Fall 2014 vs. March 2015
(\$ millions)



"Variables" Control Switch **on**

Price Scenario **Spring Forecast**
 Production Scenario **Base**



New Revenue Variables

Indirect Exp. Adjustments	n
Motor Fuel Tax	n
Income Tax	n
Sales Tax	n
Endowment Options	n
AKLNG	n
ERA Draw	0%

Operating Budget Variables

K-12 Formula	0.0%
Medicaid Formula	0.0%
Other Formula	0.0%
Non-Formula	0.0%

Statewide Budget Variables

Revenue Sharing	0.0
Debt Service	Existing

Capital Budget Variables

Federal Match	75.0
School Construction/Maintenance	10.0
Grants to Munis/Unis/Recipients	-
Deferred Maintenance	5.0
Other Agency Capital	20.0
Total Capital	110.0

Mega Projects

AKLNG	n
Susitna-Watana	n
(Insert Other)	n

Minimum PFD \$ -

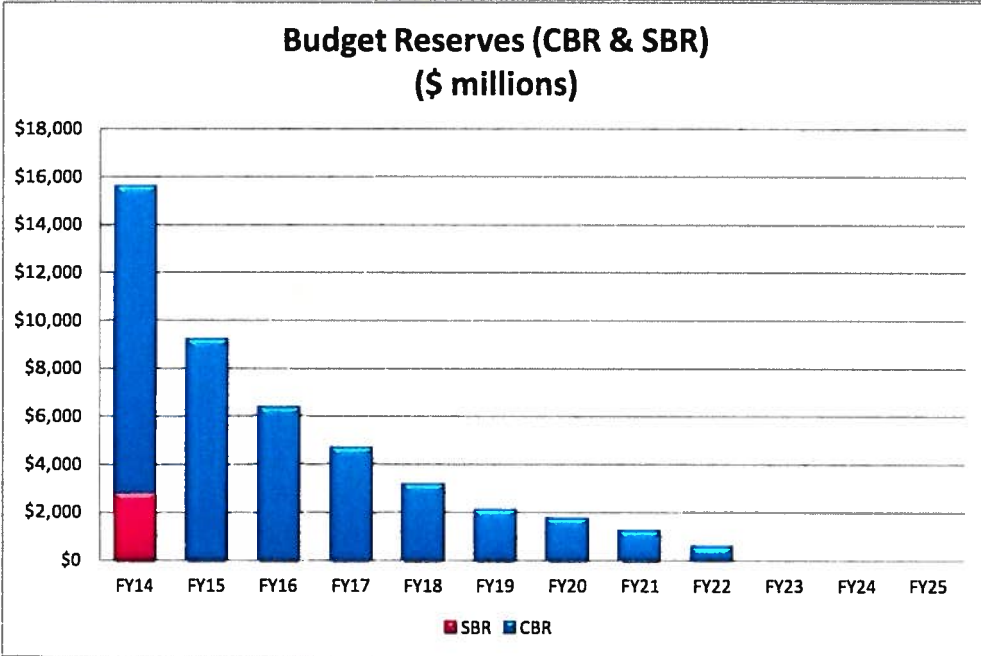
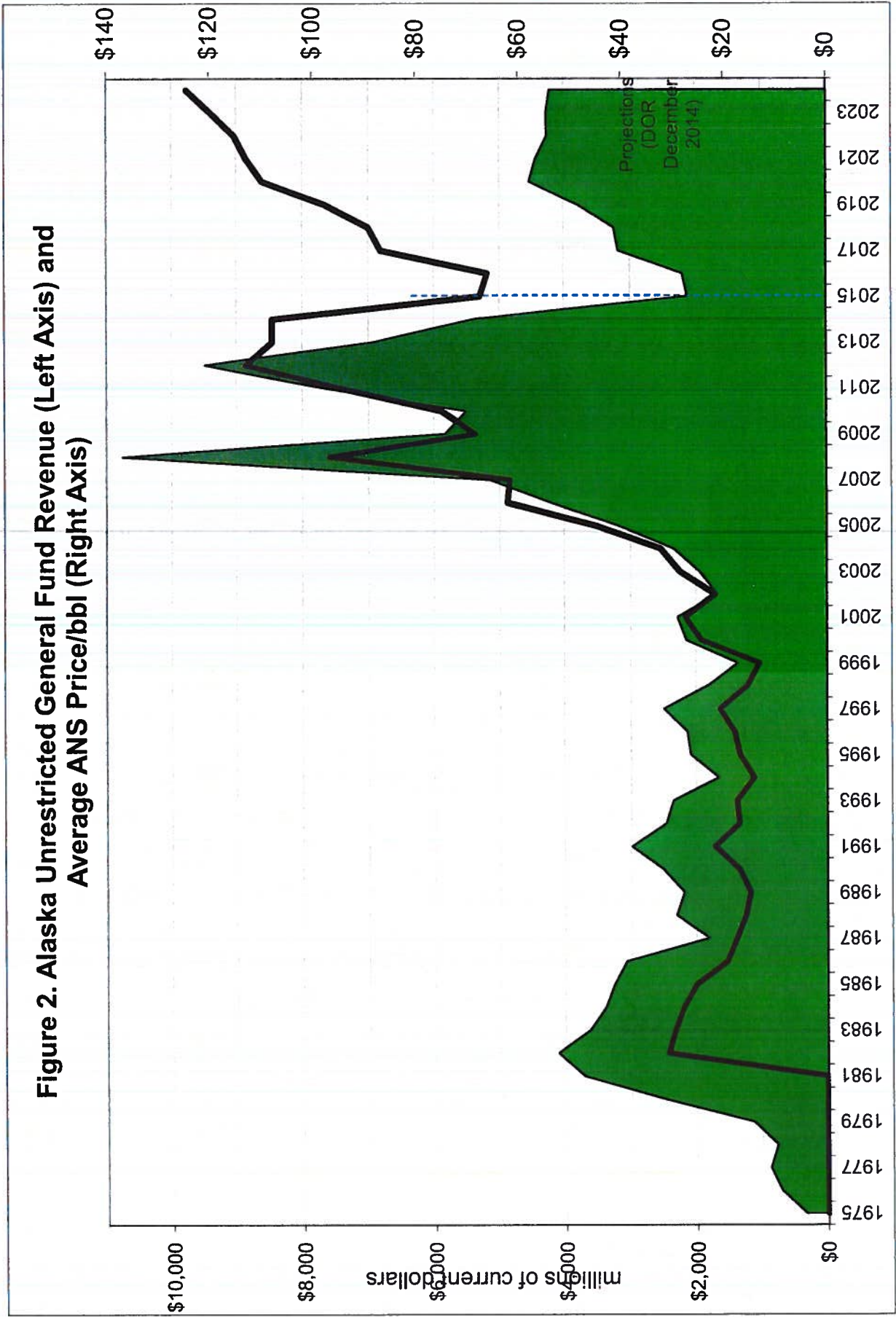
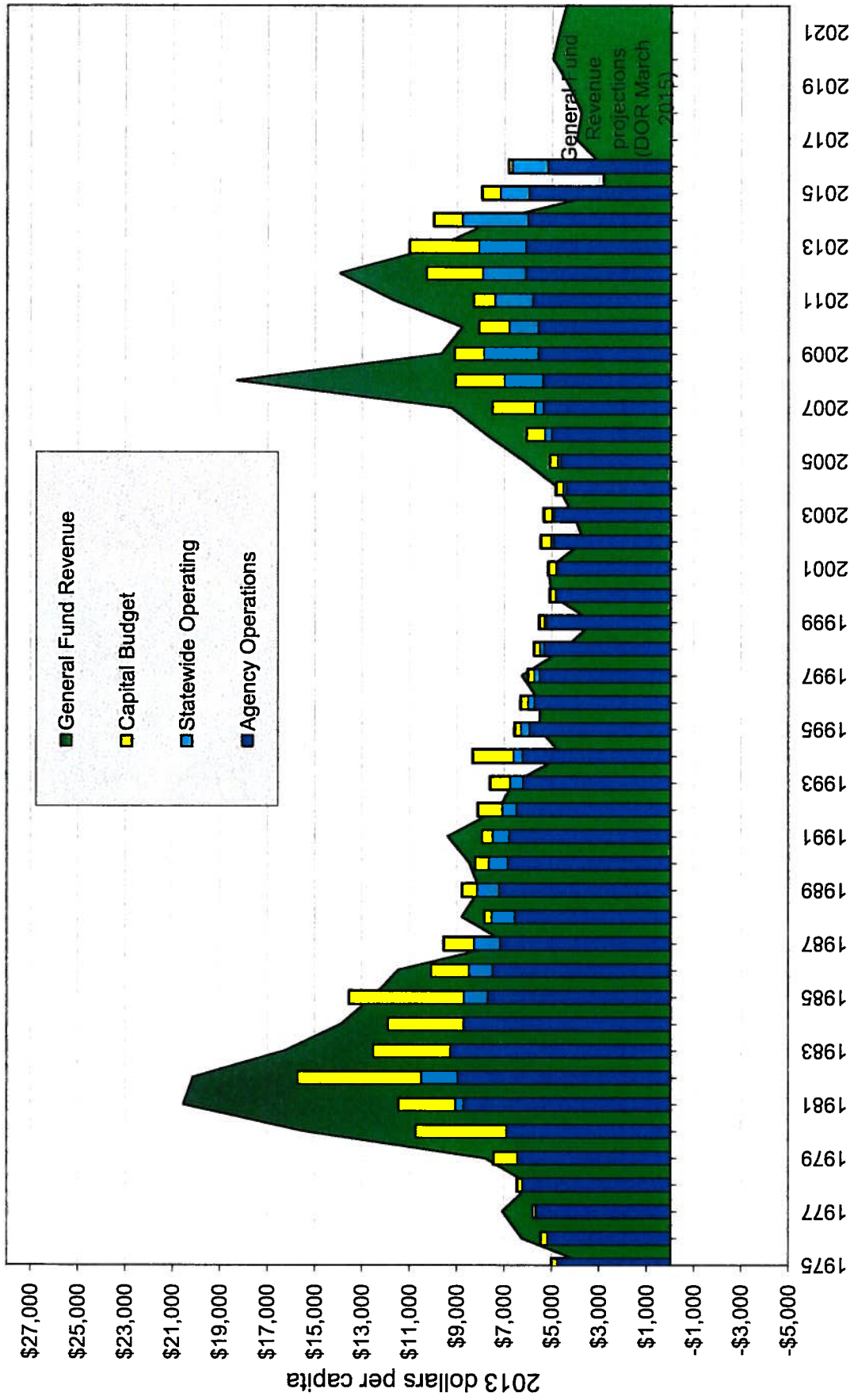


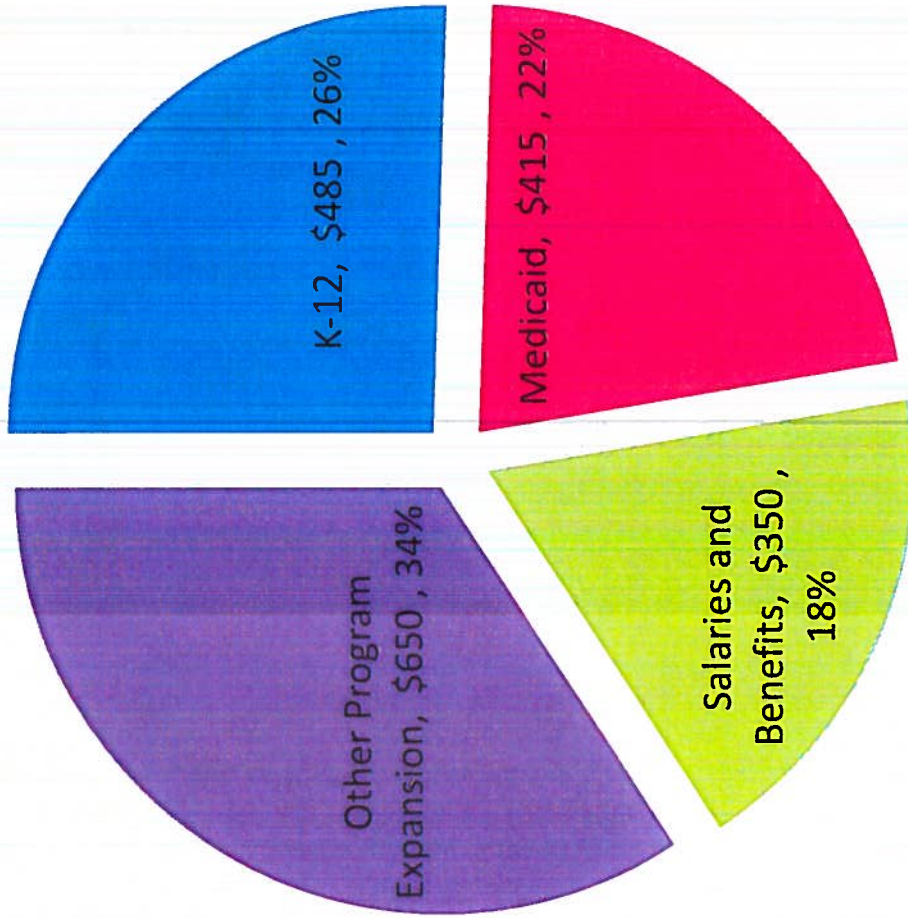
Figure 2. Alaska Unrestricted General Fund Revenue (Left Axis) and Average ANS Price/bbl (Right Axis)



**Figure 3. Per Capita Unrestricted General Fund Revenue and Budget History
Adjusted for Inflation (Expressed in 2015 Dollars)**



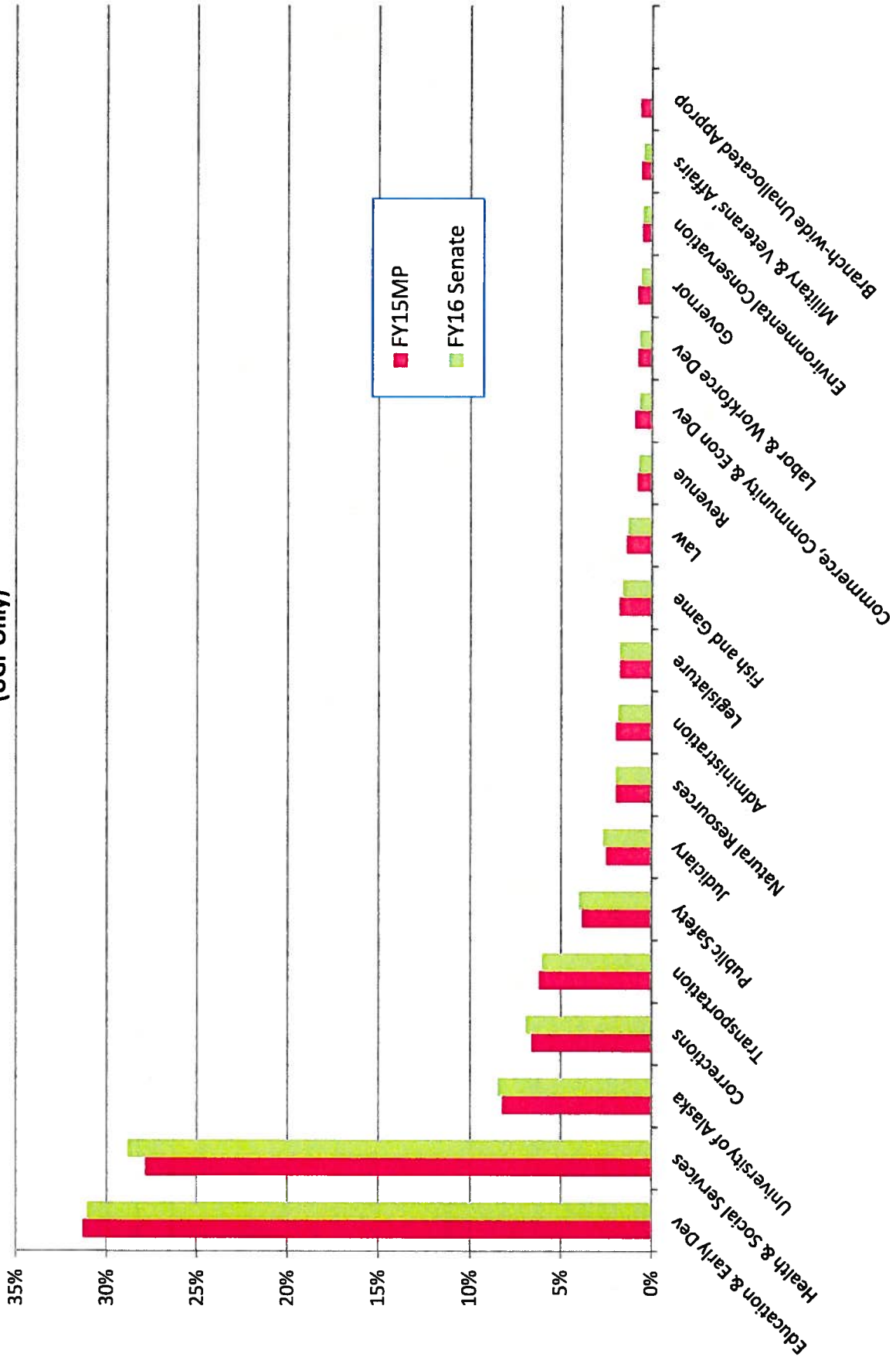
**Figure 4. Cost Drivers--Agency Operations
Contribution to Budget Increases FY06 to FY15 (\$ millions)
\$1.9 Billion Total UGF Increase**



Legislative Finance

Agency Operations

% of Agency Operations budget
(UGF Only)



AGENCY OPERATIONS

Nominal \$

(UGF Only)

Departments	07MgtPin	08MgtPin	09MgtPin	10MgtPin	11MgtPin	12MgtPin	13MgtPin	14MgtPin	15MgtPin	Senate
Administration	60,230.9	62,228.2	72,316.8	73,647.3	76,629.2	79,686.0	84,536.3	87,119.4	88,178.3	73,927.7
Commerce, Community & Econ Dev	5,376.3	4,737.9	33,614.8	30,781.0	59,232.9	37,469.8	56,417.8	47,105.4	40,454.3	26,732.1
Corrections	185,744.0	198,750.1	212,702.0	213,288.8	230,453.5	247,910.6	283,359.5	297,398.4	297,654.4	278,727.9
Education & Early Dev	1,005,361.0	1,017,865.6	1,057,568.5	1,114,397.5	1,173,312.9	1,227,690.9	1,273,963.4	1,282,643.7	1,408,921.8	1,251,614.7
Environmental Conservation	14,939.4	16,357.7	17,403.3	17,368.2	18,822.7	19,894.2	21,583.8	23,842.3	22,472.1	20,079.4
Fish and Game	43,075.2	42,765.7	58,087.9	57,297.5	65,338.9	72,246.7	78,259.6	81,809.3	79,387.8	64,394.3
Governor	36,162.9	19,511.7	25,376.5	26,447.1	31,245.5	30,653.9	33,967.9	32,166.2	33,609.5	23,130.0
Health & Social Services	748,485.6	794,605.2	917,124.9	832,513.0	929,876.1	1,150,088.7	1,231,238.9	1,246,874.4	1,253,650.2	1,161,694.6
Labor & Workforce Dev	20,034.5	23,299.8	30,701.8	30,150.6	29,333.1	31,292.3	34,689.8	35,404.0	33,448.0	26,054.6
Law	39,918.6	38,655.5	54,914.2	55,636.8	59,264.7	69,262.1	68,124.0	63,376.5	61,275.3	53,036.6
Military & Veterans' Affairs	13,087.0	12,296.1	12,260.1	11,659.3	12,419.1	17,182.1	22,106.6	22,297.9	24,816.9	17,259.3
Natural Resources	63,220.8	64,301.9	75,105.2	71,058.6	72,011.3	76,240.0	80,212.5	83,043.3	88,072.8	79,531.1
Public Safety	105,254.5	106,894.5	118,557.6	127,998.6	136,764.8	154,879.7	164,560.0	172,552.7	171,553.2	161,065.3
Revenue	15,122.3	14,848.4	18,331.0	17,818.8	36,272.2	31,042.3	32,309.2	33,436.1	33,831.4	28,947.9
Transportation	200,700.2	204,725.1	244,726.6	240,923.4	265,396.5	279,460.7	281,760.8	283,168.4	278,604.6	242,635.8
University of Alaska	280,976.0	290,758.3	312,675.5	325,155.0	337,388.4	348,660.5	358,264.7	371,323.9	370,599.7	340,714.0
Branch-wide Unallocated Approp	-	12,000.0	-	18,000.0	14,500.0	13,000.0	36,000.0	36,000.0	27,000.0	-
Judiciary	74,104.0	77,362.4	84,485.8	87,211.3	94,841.3	101,089.6	106,682.9	110,574.3	111,866.3	108,123.4
Legislature	54,660.7	60,782.5	64,171.5	66,433.5	68,472.8	74,443.0	74,453.9	76,021.1	77,622.0	71,066.8
TOTAL	2,966,453.9	3,062,746.6	3,410,124.0	3,417,726.3	3,711,575.9	4,062,183.1	4,322,491.6	4,386,157.3	4,503,018.6	4,028,735.5
Cost per Alaskan	\$ 4,397	\$ 4,503	\$ 4,965	\$ 4,898	\$ 5,199	\$ 5,615	\$ 5,906	\$ 5,956	\$ 6,023	\$ 5,334
Alaska's Population (2015 and 2016 are Projections)	674,583	680,169	686,818	697,828	713,865	723,424	731,827	736,399	747,668	755,310

AGENCY OPERATIONS
2014 Inflation Adjusted \$

(UGF Only)

Departments	07MgtPln	08MgtPln	09MgtPln	10MgtPln	11MgtPln	12MgtPln	13MgtPln	14MgtPln	15MgtPln	Senate
Administration	73,311.5	74,097.2	82,356.6	82,888.9	84,742.4	85,374.0	88,596.1	88,523.9	88,178.3	72,449.1
Commerce, Community & Econ Dev	6,543.9	5,641.6	38,281.6	34,643.6	65,504.2	40,144.4	59,127.2	47,864.8	40,454.3	26,197.5
Corrections	226,082.8	236,658.4	242,231.6	240,053.3	254,852.9	265,606.6	296,967.7	302,193.0	297,654.4	273,153.3
Education & Early Dev	1,223,699.6	1,212,006.9	1,204,391.5	1,254,237.7	1,297,538.2	1,315,324.3	1,335,144.8	1,303,322.4	1,408,921.8	1,226,582.4
Environmental Conservation	18,183.9	19,477.7	19,819.4	19,547.6	20,815.6	21,303.5	22,620.3	24,226.7	22,472.1	19,677.8
Fish and Game	52,430.0	50,922.6	66,152.3	64,487.5	72,256.7	77,403.7	82,018.0	83,128.2	79,387.8	63,106.4
Governor	44,016.6	23,233.2	28,899.5	29,765.8	34,553.6	32,842.0	35,599.2	32,684.8	33,609.5	22,667.4
Health & Social Services	911,037.4	946,163.2	1,044,450.0	936,980.9	1,028,327.3	1,232,182.8	1,290,368.5	1,266,976.5	1,253,650.2	1,138,460.7
Labor & Workforce Dev	24,385.5	27,743.9	34,964.2	33,934.0	32,438.8	33,526.0	36,355.8	35,974.8	33,448.0	25,533.5
Law	48,587.9	46,028.4	62,538.0	62,618.4	65,539.4	74,206.1	71,395.6	64,398.3	61,275.3	51,975.9
Military & Veterans' Affairs	15,929.2	14,641.4	13,962.2	13,122.4	13,734.0	18,408.6	23,168.3	22,657.4	24,816.9	16,914.1
Natural Resources	76,950.7	76,566.4	85,532.1	79,975.4	79,635.5	81,682.1	84,064.7	84,382.1	88,072.8	77,940.5
Public Safety	128,113.1	127,282.9	135,017.0	143,993.0	151,244.9	165,935.1	172,462.9	175,334.6	171,553.2	157,844.0
Revenue	18,406.5	17,680.5	20,875.9	20,054.8	40,112.5	33,258.1	33,860.8	33,975.2	33,831.4	28,368.9
Transportation	244,287.1	243,773.1	278,702.2	271,155.7	293,495.5	299,408.8	295,292.2	287,733.6	278,604.6	237,783.1
University of Alaska	341,996.8	346,215.7	356,084.5	365,957.1	373,109.6	373,548.1	375,470.2	377,310.4	370,599.7	333,899.7
Branch-wide Unallocated Approp	-	14,288.8	-	20,258.7	16,035.2	13,927.9	37,728.9	36,580.4	27,000.0	-
Judiciary	90,197.5	92,118.0	96,215.0	98,155.0	104,882.7	108,305.4	111,806.3	112,357.0	111,866.3	105,960.9
Legislature	66,531.6	72,375.8	73,080.5	74,769.9	75,722.4	79,756.8	78,029.5	77,246.7	77,622.0	69,645.5
TOTAL	3,610,691.4	3,646,915.5	3,883,553.9	3,846,599.8	4,104,541.5	4,352,144.6	4,530,076.8	4,456,870.8	4,503,018.6	3,948,160.8
Cost per Alaskan	\$ 5,352	\$ 5,362	\$ 5,654	\$ 5,512	\$ 5,750	\$ 6,016	\$ 6,190	\$ 6,052	\$ 6,023	\$ 5,227
Alaska's Population (2015 and 2016 are Projections)	674,583	680,169	686,818	697,828	713,865	723,424	731,827	736,399	747,668	755,310