



Child Lures® Prevention
Think First & Stay Safe!™

For use with the *Think First & Stay Safe™*
School Program in Grades 3-4 and 5-6.

GRADES

3-6

Student Personal Safety Workbook



Name: _____

Hello Students!

Welcome to the **Think First & Stay Safe** personal safety program. This workbook contains important information to help keep you healthy and safe. Please complete each lesson's activities when instructed by your teacher.

This booklet is yours to keep. It has helpful safety tips for each of the **Think First & Stay Safe** School Program lessons. Once you've completed this workbook, please take it home to share with your family. And always remember, most people are safe and can be counted on to help you.

Your Friends in Safety,
Team Child Lures Prevention

LESSON 1

Using My Built-In Computer

KEY POINT:

My brain is a remarkable built-in computer that I can program to help keep me healthy and safe.

SAFETY TIPS:

1. I already have the **most effective tool** for staying safe: my brain.
2. The **human brain** is more powerful and complex than any computer in the world.
3. I can program my _____ to **recognize and avoid** behaviors and situations that might threaten my health and personal safety.



Word Jumble

Each line of scrambled letters forms one word.

ESFA _____

NAIBR _____

TUCMOREP _____

TRPOCET _____

People are Like the Weather

KEY POINT:

People are like the weather; most of the time, they are safe.



SAFETY TIPS:

1. Like the weather, **people are safe most of the time**; but, there are some behaviors I need to watch out for.
2. Weather can **quickly change**. In the morning, it can be sunny and pleasant; but, by afternoon there can be dangerous lightning storms, hurricanes or tornados.
3. Like the _____, a person's **behavior can change** from kind and safe to weird, inappropriate or unsafe.
4. Just as we **take precautions** from dangerous weather, we can also take safety measures to protect ourselves from unsafe behaviors and situations.

Word Find

Please find the following seven words:

WEATHER

SAFE

NICE

UNSAFE

CHANGE

BEHAVIOR

DANGEROUS

S	C	O	Y	Z	E	J	R	T	D
R	F	S	C	S	R	Y	O	S	A
W	E	A	T	H	E	R	I	Q	N
H	U	F	T	B	O	U	V	A	G
C	S	E	Z	R	U	N	A	V	E
E	C	I	N	V	U	S	H	D	R
E	G	N	A	H	C	A	E	B	O
H	F	E	D	C	A	F	B	S	U
M	E	I	O	R	H	E	Y	R	S

24 Be Kind; No Bullying

Our school is a place for learning. And, that includes learning how to get along with others, regardless of our differences. All kids have a right to feel safe and accepted at school. There is no place there for intolerance, bullying, harassment, threats or weapons.

KEY POINTS:

1. I can help make my school a safer, happier place by always **treating others** with kindness and respect.
2. I will **encourage my friends** and classmates to do the same.
3. I will be **accepting of the differences** in people, because though different on the outside, we are all the _____ on the inside.
4. When students **speak out against bullying** and **stand up for** anyone being mistreated, it helps create a safer community.
5. **Bullying** and other forms of **harassment** are against school policy and against the law.
6. To **report** bullying, harassment or any type of threat or weapon, I can tell a teacher or other trusted adult. If necessary, I can **call**:
 - 911
 - My Local Police Department: _____
 - Anonymous Tip Line: _____



For Review Purposes Only
Not for Distribution

Student Personal Safety Workbook to accompany the
THINK FIRST & STAY SAFE™ SCHOOL PROGRAM

By Kenneth Wooden, Rosemary Wooden Webb and Jennifer Wooden Mitchell

Copyright: ©2013 by Child Lures Ltd., 5166 Shelburne Road, Shelburne, VT 05482, (802) 985-8458
©2007-2013 Certificate of Copyright Registration, U.S. Copyright Office, The Library of Congress:
TX 1 736 972 Child Lures® is a Registered Trademark; U.S. Patent and Trademark Office Certificate
Registration No. 2,063,473.

No part of this document may be reproduced, transmitted, transcribed, stored in a retrieval system,
or translated into any language or computer language, in any form or by any means, electronic,
mechanical, magnetic, optical, manual or otherwise without the express prior written consent of
Kenneth Wooden, Rosemary Webb or Jennifer Mitchell and Child Lures Ltd..

Special thanks to Ed Molek.

Answer Key

Page 2:

Fill in the blank = **brain**

Word Jumble:

SAFE, BRAIN, COMPUTER, PROTECT

Page 3:

Fill in the blank = **weather**

Word Find:

S	C	O	Y	Z	E	J	R	T	D
R	F	S	C	S	R	Y	O	S	A
W	E	A	T	H	E	R	I	Q	N
H	U	F	T	B	O	A	V	A	G
C	S	E	Z	R	U	C	A	V	E
E	C	I	N	V	U	S	H	D	R
E	G	N	A	H	C	H	E	B	O
H	F	E	D	C	A	W	B	S	U
M	E	I	O	R	H	C	Y	R	S

Page 4:

Fill in the Blank = **1. fish, 4. fire**

Word Fit:

P			F			F			H		F	
R	E	C	O	G	N	I	Z	E		O	I	
O			O			R			C	O	N	S
T			L	U	H	E	S			K		H
E												I
C						D	R	I	L	L		N
T	R	U	S	T								G

Page 5:

Fill in the blank = **bullied (or mistreated), body**

Question: **1. private, 2. doctor, 3. bathroom**

Page 6:

Fill in the blank = **2. siren, 5. brain**

(Examples)

We blink if something moves toward our eyes quickly.

We pull our hand away quickly when we touch something very hot.

Page 7:

Fill in the blank = **2. inner siren/instincts 5. children**

(Examples) **Crossing Guard, store clerk, lifeguard, waiter**

Page 8:

Fill in the blank = **respect**

(Examples) **Smart, funny, thoughtful**

Page 10:

Lesson #8 Affection Lure:

Fill in the blank = **Real, 1. expect, T/F = True**

Lesson #9 Assistance Lure:

Fill in the blank = **opposite, T/F = True**

Page 11:

Lesson #10 Pet Lure:

Fill in the blank = **pet, T/F = False**

Lesson #11 Authority Lure:

Fill in the blank = **authority, T/F = True**

Page 12:

Lesson #12 Bribery Lure:

Fill in the blank = **told, T/F = True**

Lesson #13: Ego/Fame Lure:

Fill in the blank = **parents or guardian, T/F = False**

Page 13:

Lesson #14 Emergency Lure:

Fill in the blank = **home, T/F = True**

Lesson #15: Fun and Games Lure:

Fill in the blank = **touching, T/F = True**

Page 14:

Lesson #16 Hero Lure:

Fill in the Blank = **(Student's Hero), 2. Hero, T/F = True**

Lesson #17: Job Lure:

Fill in the blank = **lure or trick, T/F = False**

Page 15:

Lesson #18 Name Lure:

Fill in the blank = **name, T/F = False**

Lesson #19: Friendship Lure:

Fill in the blank = **friends or peers, T/F = True**

Page 16:

Lesson #20 Threats and Weapons Lure:

Fill in the blank = **against the law, T/F = True**

Lesson #21: Pornography Lure:

Fill in the blank = **clothes, T/F = True**

Page 17:

Lesson #22 Drug Lure:

Fill in the blank = **abuse, T/F = True**

Lesson #23: Online Lure:

Fill in the blank = **world, T/F = False**

Page 18:

Lesson #24 Lure of Hate and Violence:

Fill in the blank = **same**

(Teachers or counselors can help provide police and local tip line phone numbers.)

For free additional School Program resources,
 visit childluresprevention.com/downloads

PROGRAM RESOURCES INCLUDE:

For Grades K-2

- Student Handouts
- PowerPoint Presentation for Classroom Use/Parent Orientation
- Classroom Posters
 English | Spanish

For Grades 5-6

- PowerPoint Presentation for Classroom Use/Parent Orientation
- Classroom Posters
 English | Spanish

For Grades 3-4

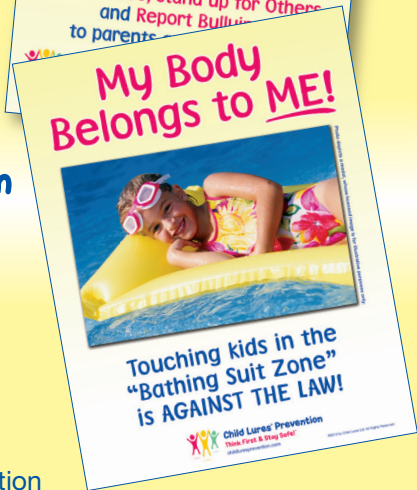
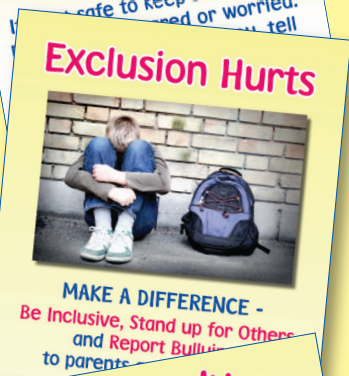
- PowerPoint Presentation for Classroom Use/Parent Orientation
- Classroom Posters
 English | Spanish

For Parents


- Online Safety Tips
- e-Safety Pact
- Family Emergency Plan
- Missing Child Early Response System



(Free Program Resources licensed for use exclusively by institutions that have purchased the Think First & Stay Safe School Program.)



This Student Workbook is available in Spanish.
 To order, visit:
childluresprevention.com/order/index.asp



Child Lures® Prevention
Think First & Stay Safe!™

Child Lures Prevention
 5166 Shelburne Road
 Shelburne, Vermont 05482
 PH: 802.985.8458
 FAX: 802.985.8418

WEB: childluresprevention.com



Child Lures Prevention/Teen Lures Prevention