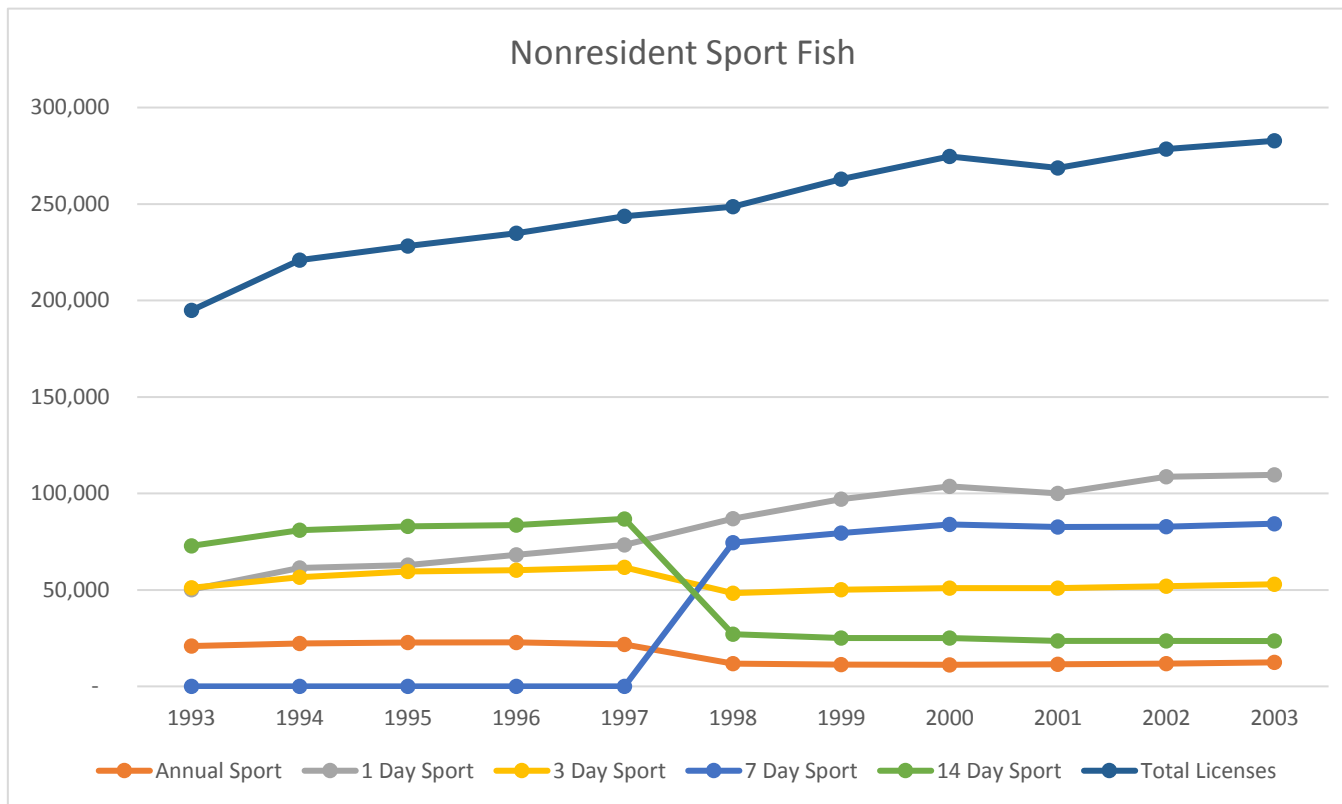


1997 Nonresident Sport Fish Increases

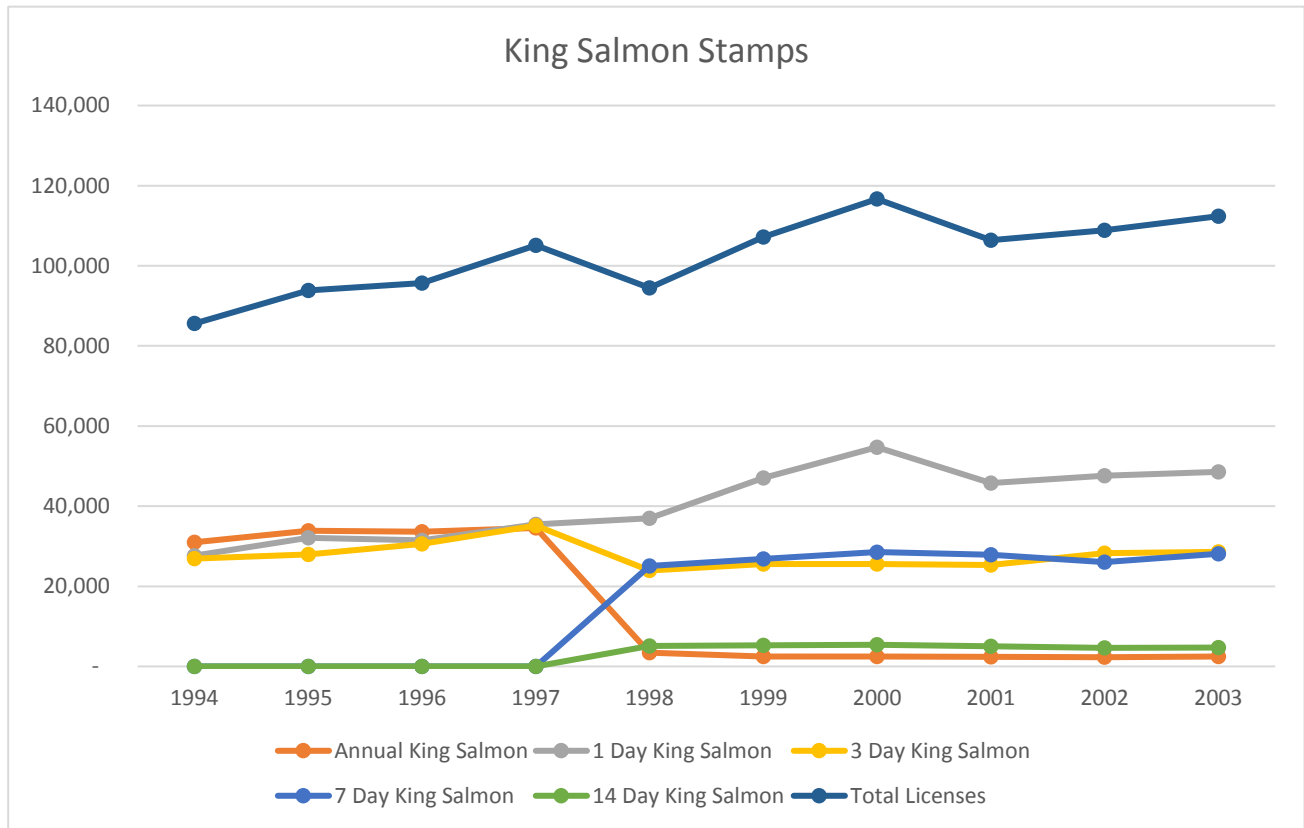
Fee	1993	1994	1995	1996	1997	1998	1999	2000	2001	2002	2003	2014
Annual Sport	20,909	22,233	22,718	22,809	21,750	11,712	11,217	11,190	11,463	11,714	12,403	13,436
1 Day Sport	50,162	61,371	62,946	68,235	73,398	86,981	97,081	103,604	100,042	108,608	109,622	99,086
3 Day Sport	51,025	56,494	59,588	60,230	61,660	48,322	50,067	50,918	50,977	51,864	52,933	51,263
7 Day Sport	-	-	-	-	-	74,482	79,432	83,921	82,636	82,777	84,314	78,386
14 Day Sport	72,759	80,885	82,930	83,626	86,813	27,108	25,067	25,064	23,636	23,537	23,491	20,364
Total Licenses	194,855	220,983	228,182	234,900	243,621	248,605	262,864	274,697	268,754	278,500	282,763	262,535



Office of Representative Talerico
 Staff Contact: Joshua Banks 465-2847

1997 Nonresident King Salmon Stamp Increase

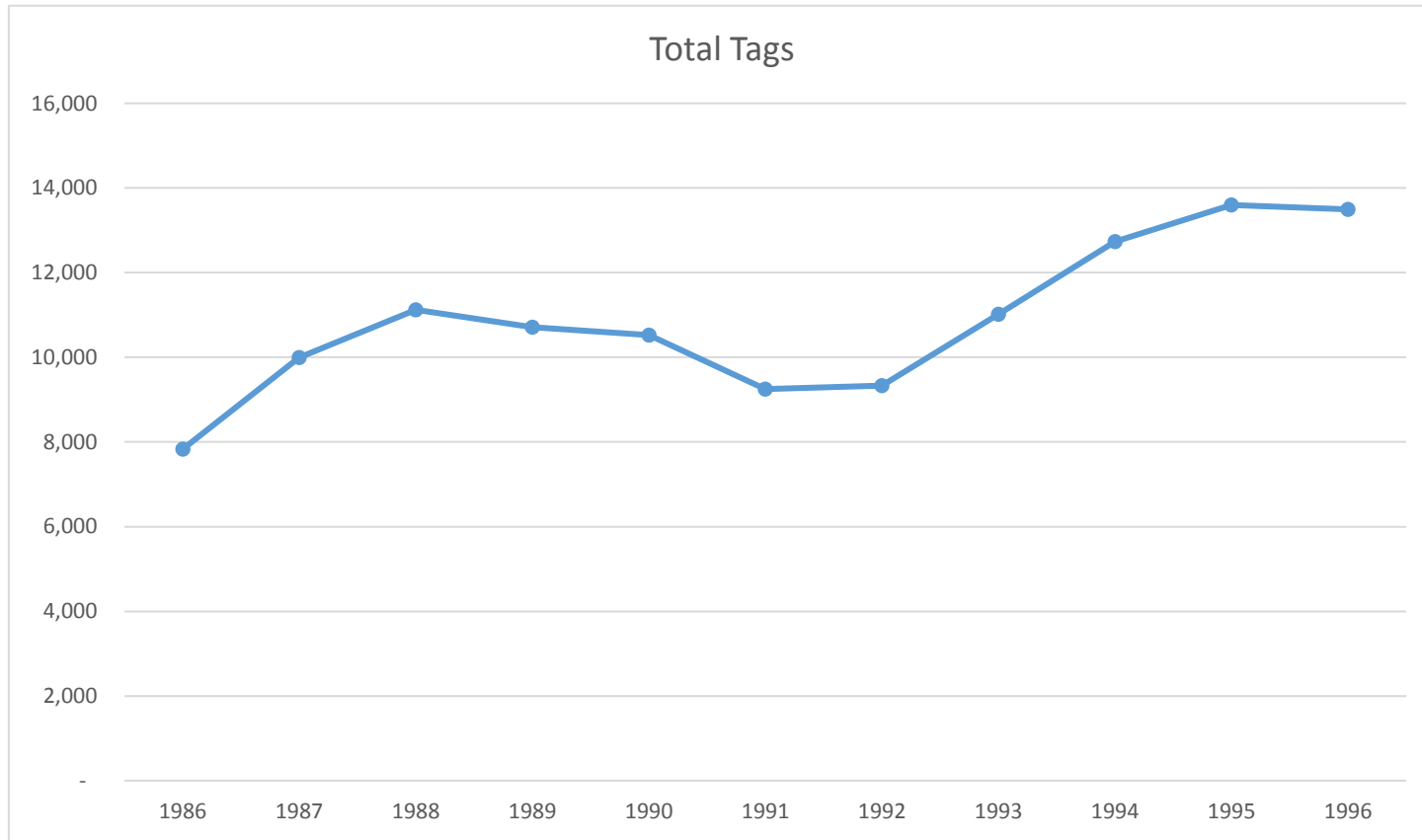
Fee	1994	1995	1996	1997	1998	1999	2000	2001	2002	2003	2014
Annual King Salmon	31,026	33,834	33,643	34,552	3,418	2,442	2,455	2,386	2,297	2,437	2,784
1 Day King Salmon	27,657	32,077	31,471	35,429	36,958	47,048	54,714	45,772	47,637	48,583	35,305
3 Day King Salmon	26,907	27,938	30,589	35,145	23,942	25,545	25,549	25,340	28,296	28,589	23,228
7 Day King Salmon	-	-	-	-	25,036	26,849	28,548	27,901	25,998	28,094	24,055
14 Day King Salmon	-	-	-	-	5,106	5,297	5,398	4,991	4,598	4,671	2,960
Total Licenses	85,590	93,849	95,703	105,126	94,460	107,181	116,664	106,390	108,826	112,374	88,332



Office of Representative Talerico
 Staff Contact: Joshua Banks 465-2847

1990 Nonresident Game Tag Increase

	1986	1987	1988	1989	1990	1991	1992	1993	1994	1995	1996	2014
Total Tags	7,832	9,997	11,123	10,711	10,522	9,248	9,335	11,016	12,735	13,598	13,493	13,400



Office of Representative Talerico
Staff Contact: Joshua Banks 465-2847