

**DEPARTMENT OF CORRECTIONS**  
**House Finance Sub-Committee**  
**February 15, 2016**



**FY 2017 Budget Overview**

**Community Residential Centers  
(Halfway Houses)**

# Community Residential Centers

2

**The Community Residential Centers (CRCs) provide support to the Department's mission by providing supervised Re-Entry and a cultural overlay program within communities to the offenders that are committed to the custody of the Department of Corrections (DOC).**

The Department has professional services contracts with six CRCs to help meet the supervised Re-Entry needs of adult offenders in the State of Alaska. These negotiated contracts allow for an annual Consumer Price Index (CPI) rate increase for each contract.

| <u>Contract Provider</u>                             | <u>Regular<br/>Beds</u> | <u>Per-Diem<br/>Beds</u> |
|--|-------------------------|--------------------------|
| Anchorage Consolidated<br>(Cordova/Midtown/Parkview) | 342                     | 44                       |
| Gastineau - Juneau                                   | 72                      | 13                       |
| Glennwood - Anchorage                                | 76                      | 14                       |
| Northstar - Fairbanks                                | 107                     | 16                       |
| Seaside - Nome                                       | 42                      | 8                        |
| Tundra - Bethel                                      | 72                      | 13                       |
| <b>Total:</b>  | 711                     | 108                      |

*CRCs do not have a maximum number of days the inmate can be held.*

# Community Residential Centers

3

The DOC uses CRC beds as a cost-effective means of providing correctional services under supervision to offenders who are preparing to re-enter back into the community which then allows more expensive hard beds in the correctional facilities to be used for serious, violent offenders.

The benefits associated with using CRCs are:

- Provides a safe environment with a lesser level of supervision in preparation for the offender being released back into the community;
- Provides housing and a level of supervision while the offender obtains employment prior to being released into the community;
- Provides access to community resources such as treatment and job services which may not be available within the institutions;
- Allows a stable environment from which to establish or re-establish family and community support.

# Community Residential Centers

4

## CRC Programs:

- Community Work Service
- Moral Reconciliation Therapy (MRT) (cognitive-behavioral program)
- Community-Based Substance Abuse Treatment (including After care)
  - *Offered in Anchorage, Fairbanks, Juneau*
- Employment Assistance
- Sex Offender Management (Tundra Center)

CRCs can be used for housing of sentenced inmates, however, due to the current offender population throughout the instate facilities, the department has been using the CRCs as annexes for the local DOC facilities for non-violent, un-sentenced prisoners who are unable to post bail.

## Community Residential Centers Financial Summary:

|   | Bed Count  | FY2017 Gov Req       | FY2016 Authorization | FY 2015 Expenditures | FY 2014 Expenditures | FY 2013 Expenditures |
|---|------------|----------------------|----------------------|----------------------|----------------------|----------------------|
| Anchorage Consolidated Cordova/Midtown/Parkview | 386        | \$ 10,976,616        | \$ 10,795,148        | \$ 10,647,431        | \$ 10,440,812        | \$ 9,712,965         |
| Gastineau - Juneau                              | 85         | \$ 2,918,671         | \$ 2,872,383         | \$ 2,841,430         | \$ 2,798,029         | \$ 2,738,677         |
| Glennwood - Anchorage                           | 90         | \$ 2,440,952         | \$ 2,403,551         | \$ 2,336,801         | \$ 2,303,738         | \$ 2,184,523         |
| ** Northstar - Fairbanks                        | 123        | \$ 3,291,088         | \$ 3,300,105         | \$ 3,449,017         | \$ 3,822,518         | \$ 3,670,184         |
| Seaside - Nome                                  | 50         | \$ 1,815,751         | \$ 1,785,831         | \$ 1,761,314         | \$ 1,604,078         | \$ 1,483,114         |
| Tundra - Bethel                                 | 85         | \$ 3,470,654         | \$ 3,414,282         | \$ 3,364,501         | \$ 3,294,066         | \$ 3,246,827         |
| <b>Total:</b>                                   | <b>819</b> | <b>\$ 24,913,732</b> | <b>\$ 24,571,300</b> | <b>\$ 24,400,494</b> | <b>\$ 24,263,241</b> | <b>\$ 23,036,291</b> |

\*\* Note: Northstar contract is under negotiations – anticipated April 1, 2016.

# Community Residential Centers

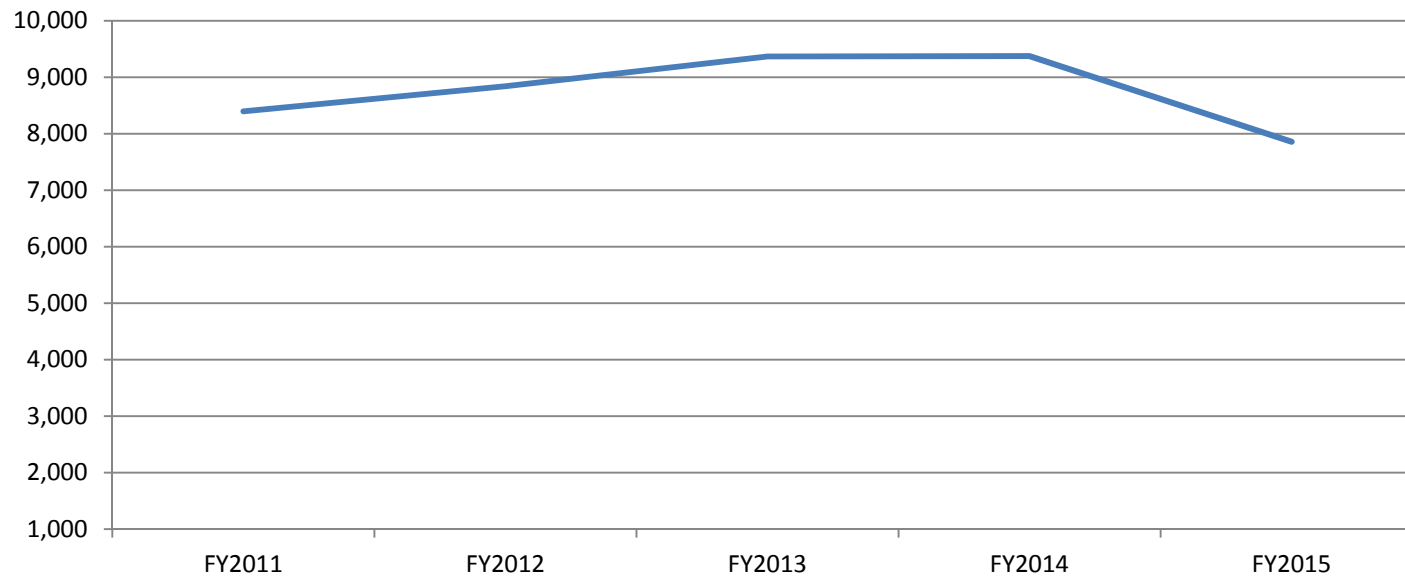
5

## Admissions FY2011 – FY2015

CRC Admissions\* (and transfers): FY2011-FY2015

| CRC                               | FY2011 | FY2012 | FY2013 | FY2014 | FY2015 |
|-----------------------------------|--------|--------|--------|--------|--------|
| CRC ADMISSIONS<br>(and Transfers) | 8,395  | 8,842  | 9,367  | 9,373  | 7,859  |

**CRC ADMISSIONS\*  
(and Transfers)**

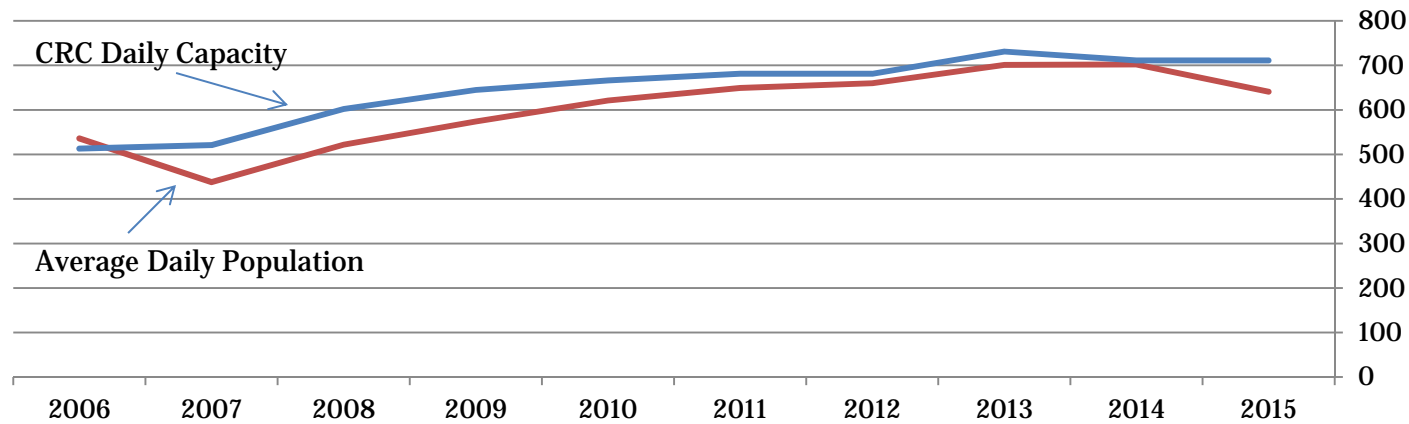


\* Does not include Parole board placements or voluntary placements.

# Community Residential Centers

6

## AVERAGE DAILY CRC POPULATION\*

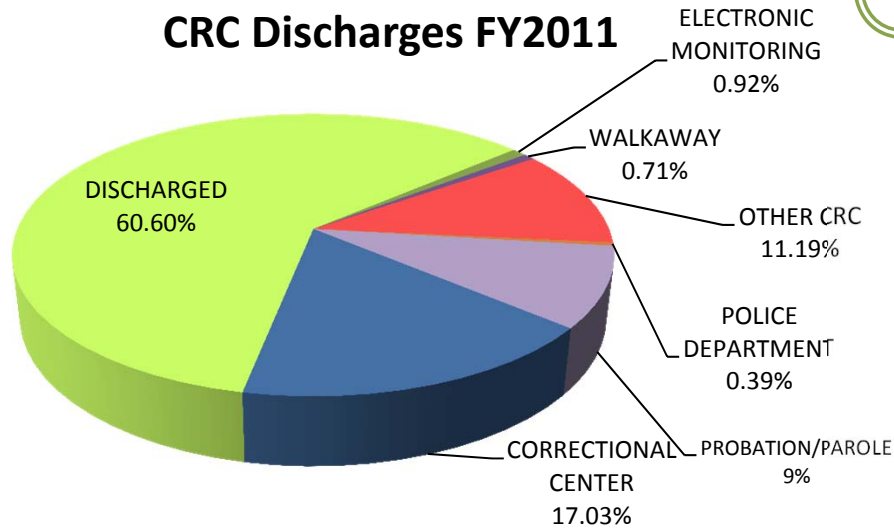


| CRC Average Daily Population* |                            |                          |                           |
|-------------------------------|----------------------------|--------------------------|---------------------------|
| FISCAL YEAR                   | Total Regular Bed Capacity | Average Daily Population | Average Daily Vacant Beds |
| 2015                          | 711                        | 641                      | 70                        |
| 2014                          | 711                        | 702                      | 9                         |
| 2013                          | 731                        | 701                      | 30                        |
| 2012                          | 681                        | 660                      | 21                        |
| 2011                          | 681                        | 649                      | 32                        |
| 2010                          | 666                        | 621                      | 45                        |
| 2009                          | 645                        | 574                      | 71                        |
| 2008                          | 602                        | 522                      | 80                        |
| 2007                          | 521                        | 438                      | 83                        |
| 2006                          | 513                        | 536                      | -23                       |

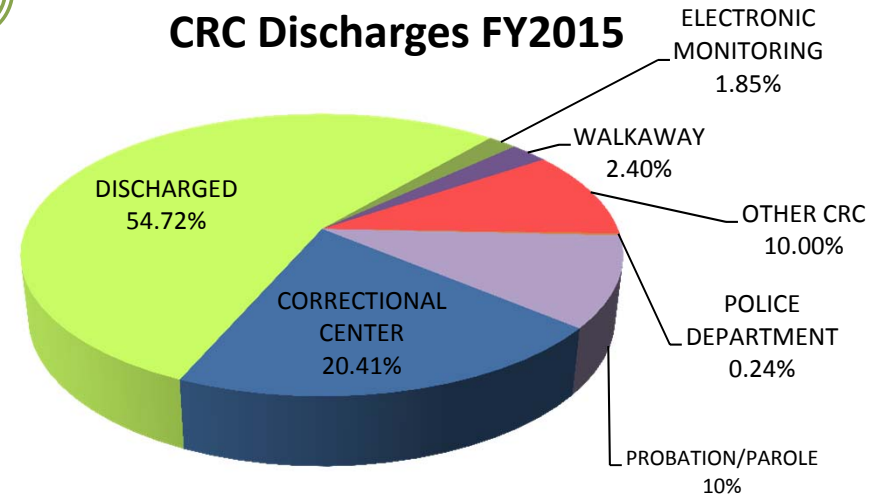
# Community Residential Centers

7

## CRC Discharges FY2011



## CRC Discharges FY2015



| Location              | FY2011       | FY2012       | FY2013       | FY2014       | FY2015       |
|-----------------------|--------------|--------------|--------------|--------------|--------------|
| CORRECTIONAL CENTER   | 1,370        | 1,566        | 1,868        | 2,220        | 1,547        |
| DISCHARGED            | 4,876        | 4,838        | 4,891        | 4,400        | 4,147        |
| ELECTRONIC MONITORING | 74           | 98           | 112          | 148          | 140          |
| WALKAWAY              | 57           | 64           | 174          | 191          | 182          |
| OTHER CRC             | 900          | 1,059        | 1,146        | 1,197        | 758          |
| POLICE DEPARTMENT     | 31           | 21           | 28           | 30           | 18           |
| PROBATION/PAROLE      | 738          | 797          | 808          | 758          | 787          |
| <b>TOTAL</b>          | <b>8,046</b> | <b>8,443</b> | <b>9,027</b> | <b>8,944</b> | <b>7,579</b> |
| Discharge Percent     | 60.60%       | 57.30%       | 54.18%       | 49.19%       | 54.72%       |

*Note: Does not include Parole board placements or voluntary placements*

# Thank You Questions?

8

