

Alaska Department of Fish & Game Boards Support Section

**House Finance Subcommittee
FY2017 Budget Overview**



**Glenn Haight, Executive Director
February 9, 2016**



Boards Support Mission/Core Services

➤ Mission

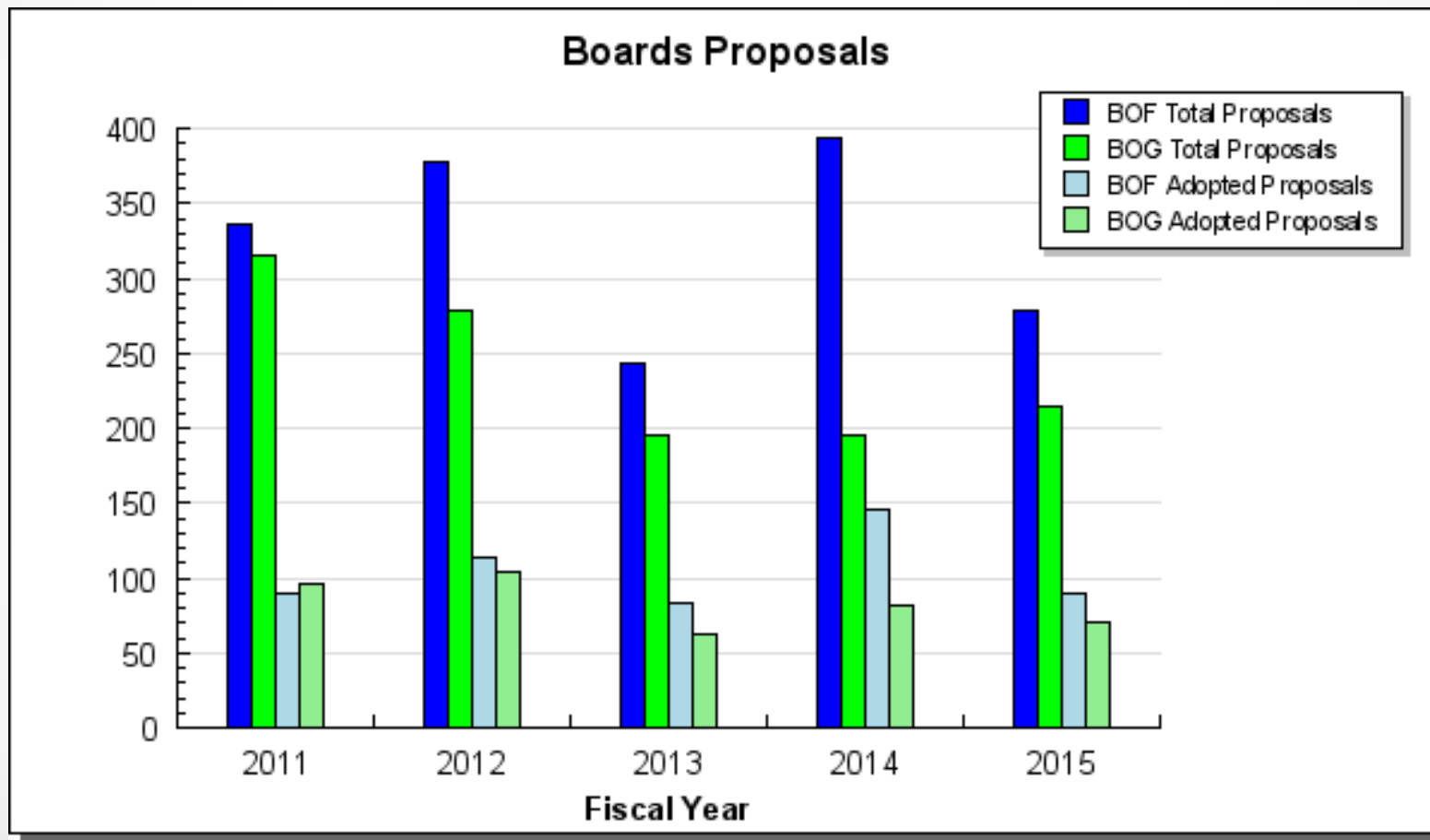
The Boards Support Section facilitates an effective board and public process for the state's fish and wildlife regulatory system.

➤ Core Services

- Ensuring citizens participating in the fish and game regulatory process have clear and helpful information in advance to engage effectively, and
- Provide and support an environment for board members to make effective decisions.
- Ensure advisory committees engage effectively in the fish and game regulatory process.

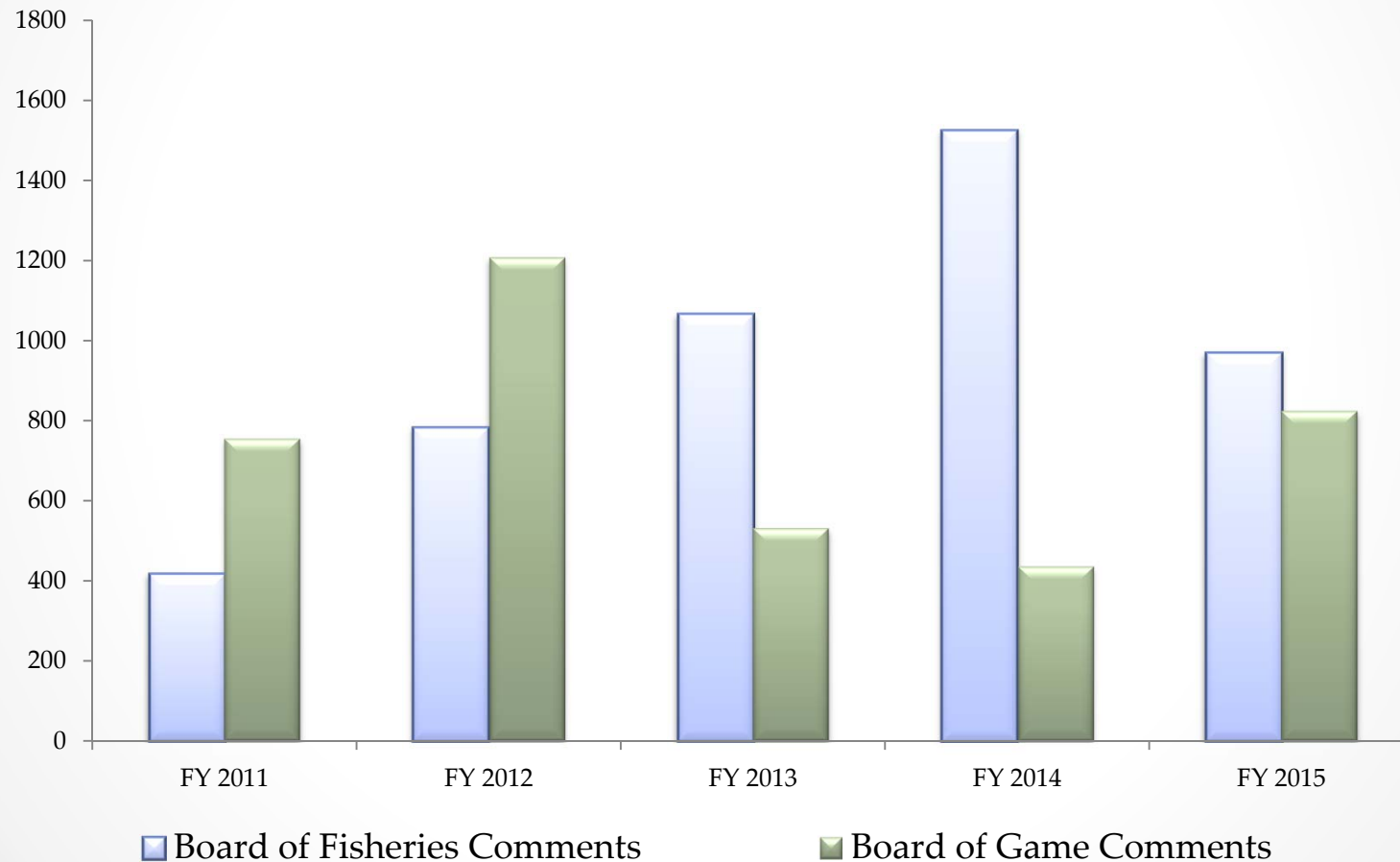
Proposal Success

- **Fishing, hunting, and trapping regulations developed through effective citizen participation** - Increase the percentage of adopted proposals.



Public Comments

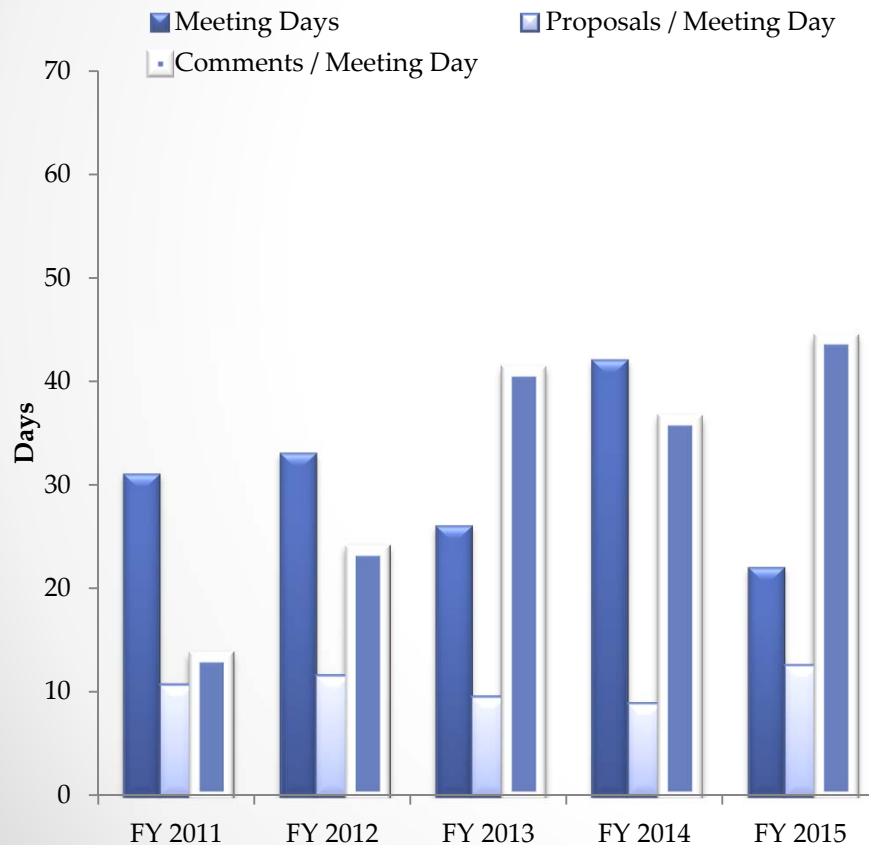
- **Participating citizens have clear and helpful information to engage effectively** – Increase the number of public comments.



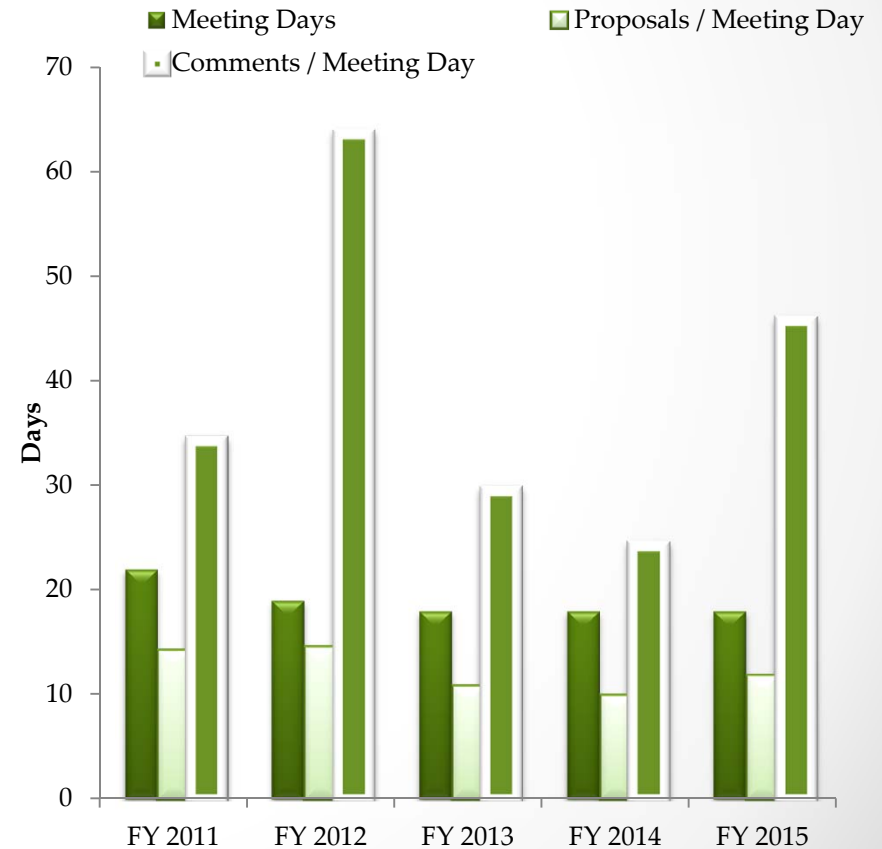
Board Member Time

- **Provide and support an environment for board members to make effective decisions** – Provide sufficient time to address proposals.

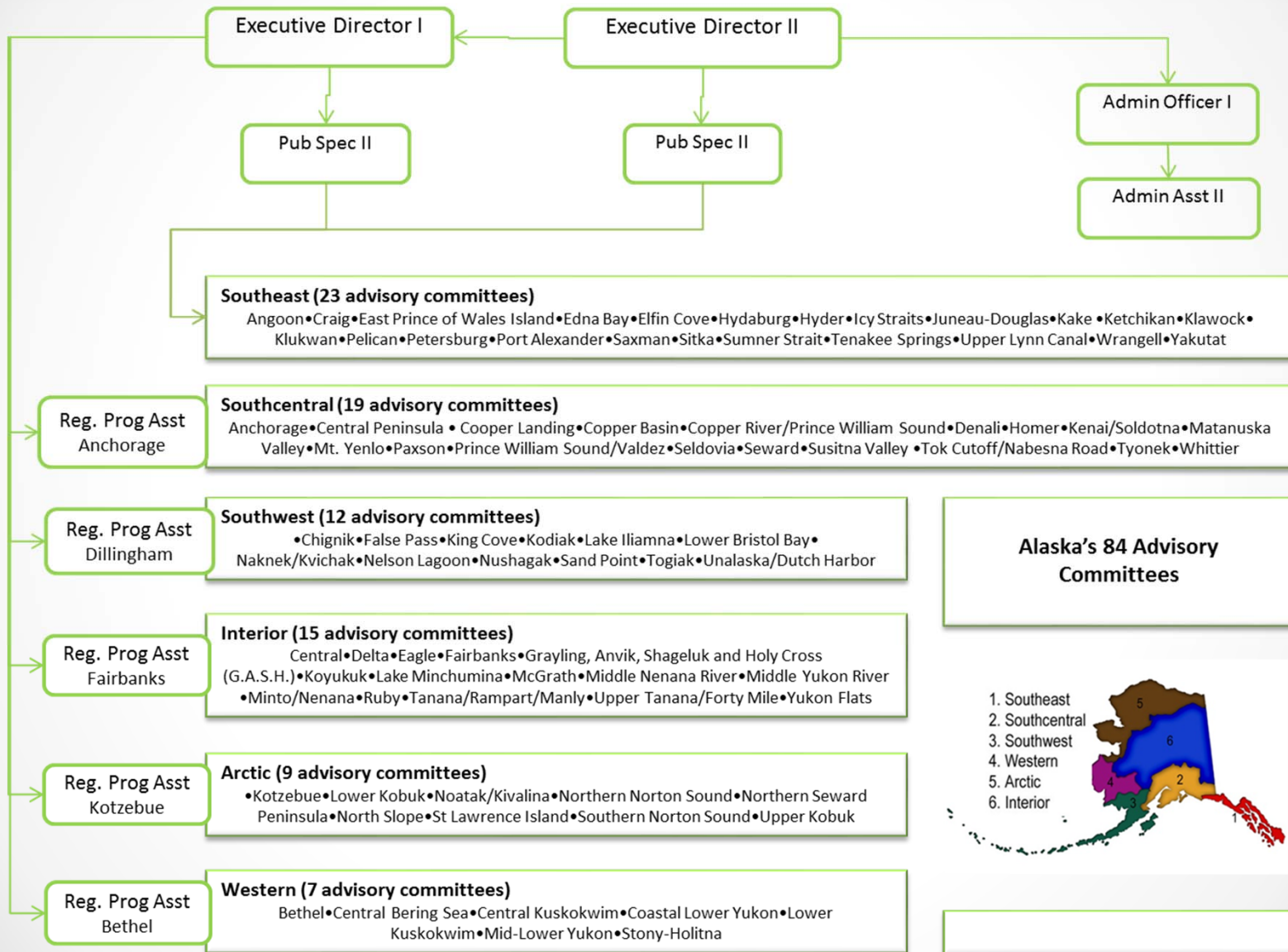
Board of Fisheries



Board of Game



Boards Support Section – Organizational Chart



FY2017 Operating Budget Boards Support Section

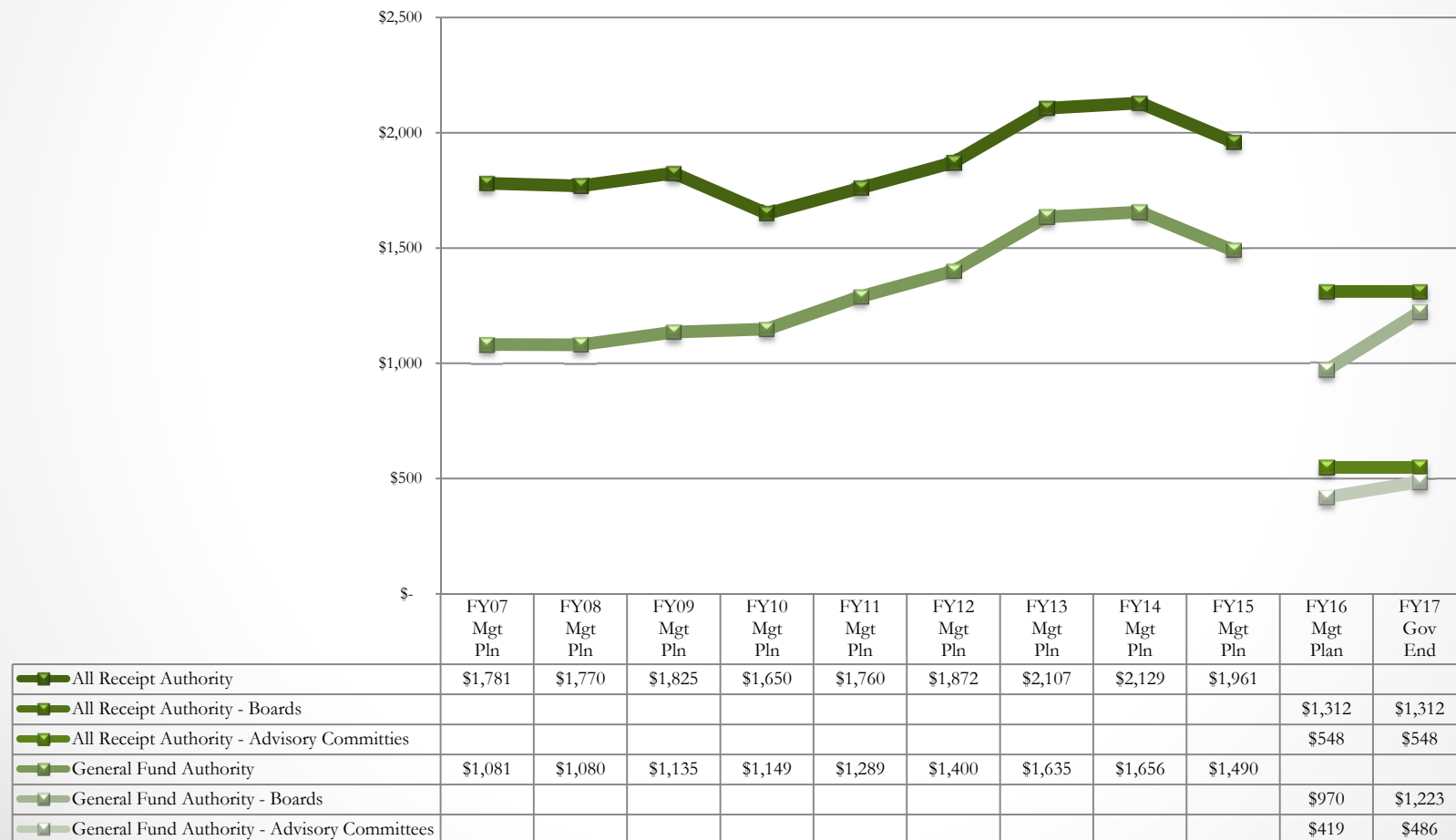
	FY2016 Management Plan					FY2017 Governor					Change from FY2016 Management Plan
RDU	UGF	DGF	Other	Federal	Total	UGF	DGF	Other	Federal	Total	
Boards Support - Boards	970.4	1.0	340.1	0.0	1,311.5	1,199.8	1.0	87.1	0.0	1,287.9	(23.6)
Boards Support - Advisory Committee	418.7	0.0	70.9	58.8	548.4	485.7	0.0	3.9	58.8	548.4	0.0

Key Changes from FY2016 Management Plan to FY2017 Governor

Allocations	UGF	DGF	Other	Federal	Total
Boards of Fish and Game					
Transfer from Sport Fish, Commercial Fisheries, and Wildlife Conservation	320.0				320.0
Transfer to Advisory Committee	(67.0)				(67.0)
Unallocated General Fund Reduction	(23.6)				(23.6)
Reduce I/A Authority			(253.0)		(253.0)
Boards of Fish and Game Total	229.4		(253.0)		(23.6)
Advisory Committees					
Transfer from Boards of Fish and Game	67.0				67.0
Reduce I/A Authority			(67.0)		(67.0)
Boards of Fish and Game Total	67.0		(67.0)		0.0

Ten Year Look Back

All Funds and General Funds



Major Accomplishments in 2015

- 40 days of regulatory board meetings – 492 total proposals – Reduced meetings days by 5.
- 156 meetings for 63 of the *active* 72 advisory committees
- Launched the advisory committee recognition program
- Enhanced on-line proposal book
- Completed the advisory committee web pages



Issues and Challenges

- Joint Board review to look at costs savings from process change
- Limits to advisory committee participation
- Board of Game moving to a three year cycle
- Board schedules reduced
- Unscheduled board meetings
- Cost saving measures
- Less regional coordinator support



Highlights in FY2017 Operating Budget

- \$23.6 General Fund unallocated reduction
- Transfer General Fund from divisions;
Reduce interagency authority
- No capital requests

➤ **Any Questions?**