



VISION

ALASKA INDIVIDUALS, FAMILIES AND COMMUNITIES ARE SAFE AND HEALTHY

MISSION

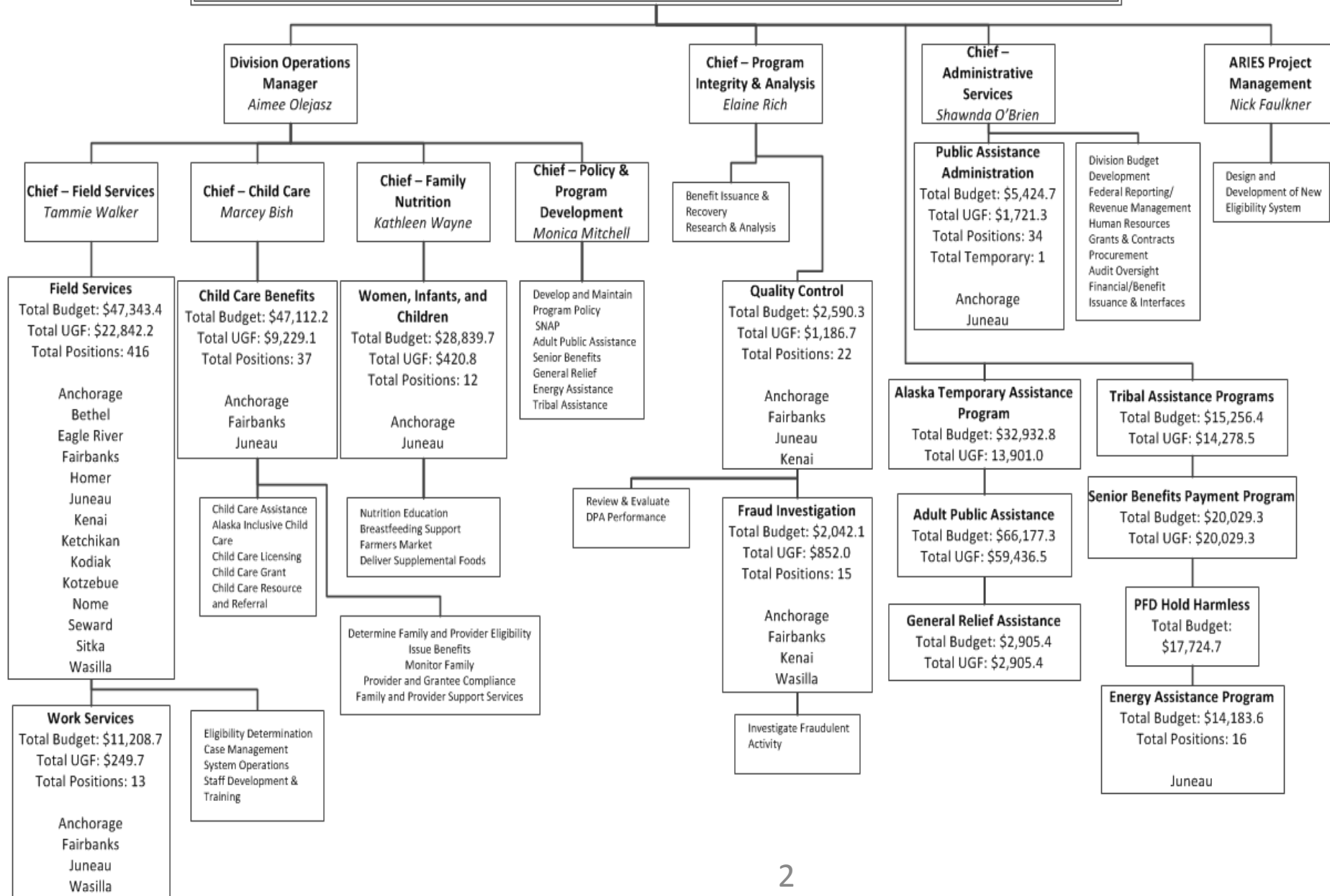
TO PROMOTE AND PROTECT THE HEALTH AND WELL-BEING OF ALASKANS

Senate Finance DHSS Budget Subcommittee | FY2017 Division Overview

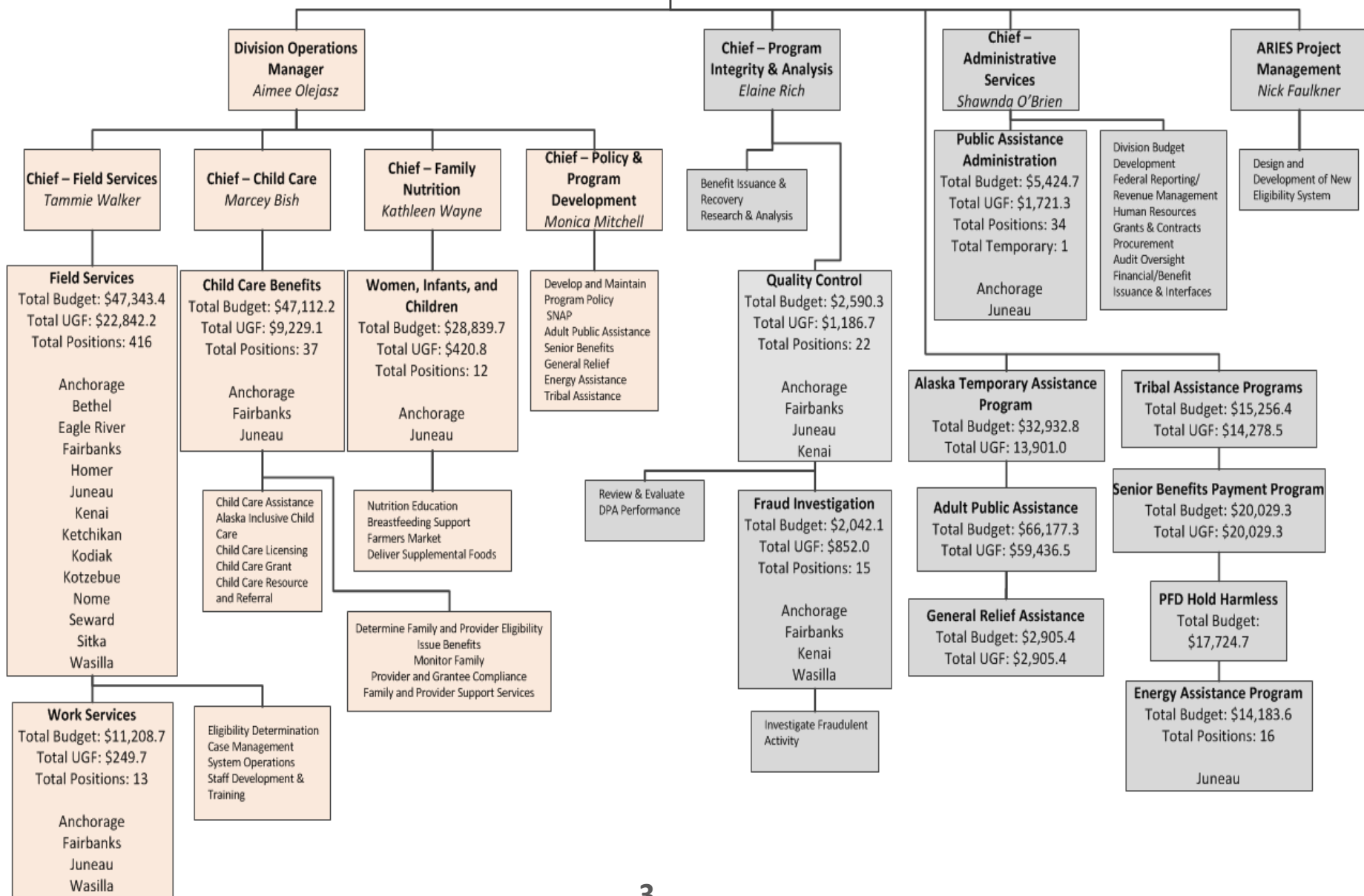
Sean O'Brien | Director
Shawnda O'Brien | Administrative Operations Manager
Division of Public Assistance

FEBRUARY 5, 2016

Director of Public Assistance *Sean O'Brien*

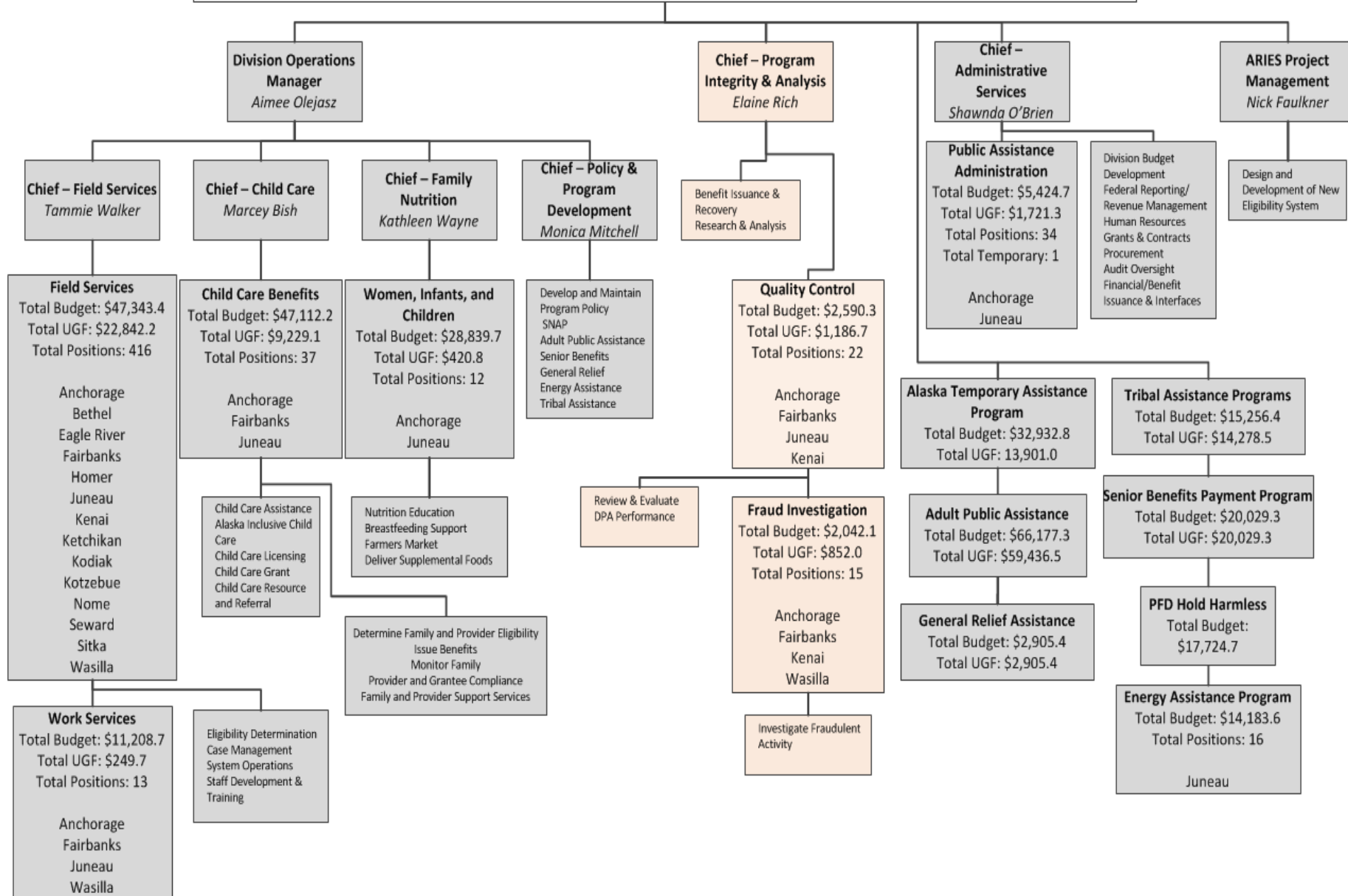


Director of Public Assistance *Sean O'Brien*

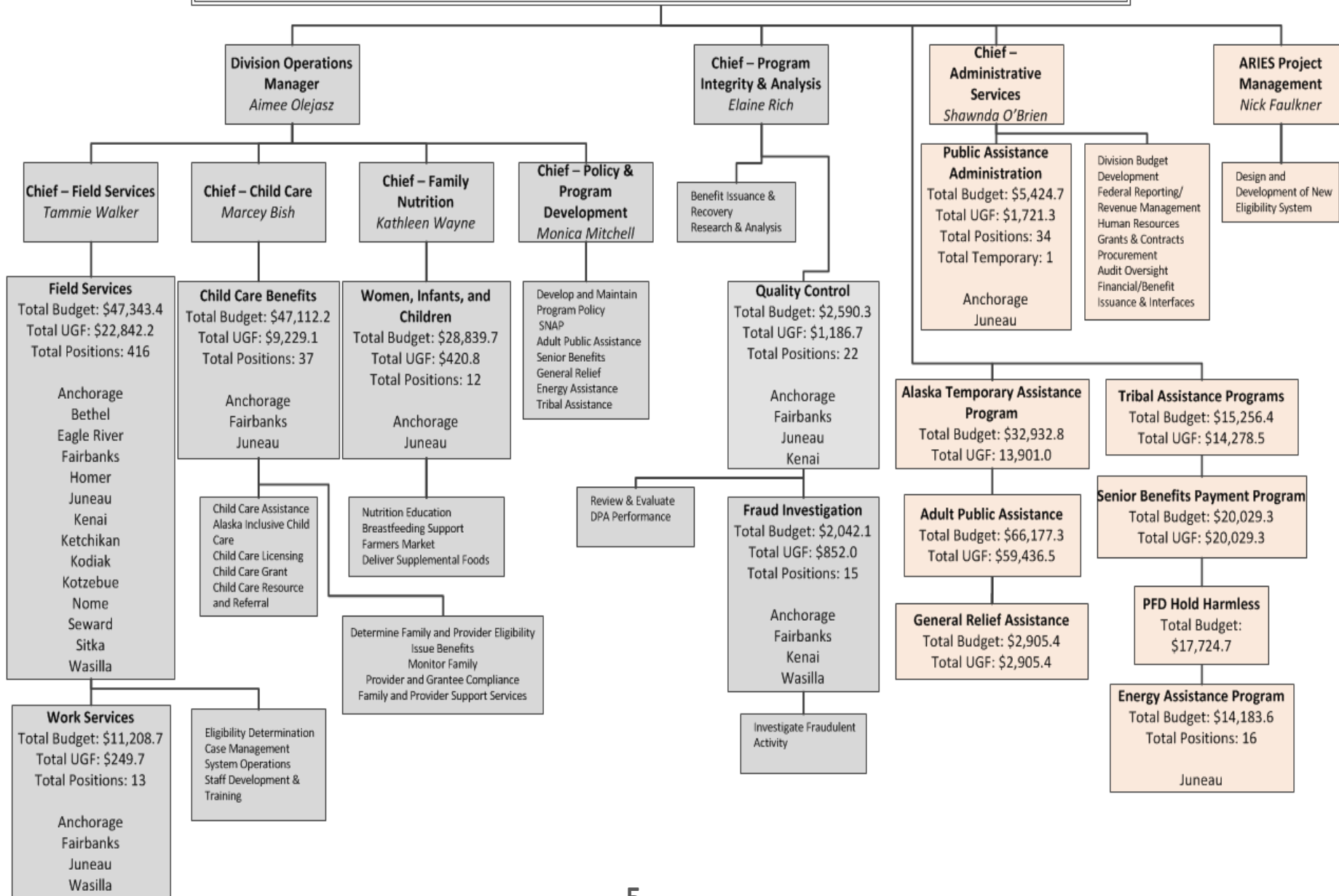


Director of Public Assistance

Sean O'Brien



Director of Public Assistance
Sean O'Brien



Division Overview

- Mission: To Promote self-sufficiency and provide for basic living expenses to Alaskans in need
- **557** FT/ **8** PT Positions
- **\$313,770.6** (147,052.5 UGF) - FY2017 Operating Budget Request
- **11.4%** of DHSS FY2017 Operating Budget Request
- Total service population **197,708** (unique)

PRIORITY 1

HEALTH & WELLNESS
ACROSS THE LIFESPAN

PRIORITY 2

HEALTH CARE ACCESS DELIVERY & VALUE

PRIORITY 3

SAFE & RESPONSIBLE INDIVIDUALS, FAMILIES &
COMMUNITIES

CORE SERVICE 1.1

Protect and
promote the
health of
Alaskans

1 2 4

CORE SERVICE 1.2

Provide
quality
of life in a
safe
living
environment
for Alaskans

1 2 4

CORE SERVICE 2.1

Manage
health care
coverage
for Alaskans in
need

1 2

CORE SERVICE 2.2

Facilitate
access to
affordable
health care
for Alaskans

1 2 4

CORE SERVICE 3.1

Strengthen
Alaska
families

1 2 4

CORE SERVICE 3.2

Protect
vulnerable
Alaskans

1 2

CORE SERVICE 3.3

Promote
personal
responsibility
and
accountable
decisions
by Alaskans

3 4

1

DPA CORE
SERVICE 1

Determine
Eligibility

2

DPA CORE
SERVICE 2

Issue Benefits

3

DPA CORE
SERVICE 3

Monitor
Beneficiary and
Provider
Compliance

4

DPA CORE
SERVICE 4

Individual and
Family Support
Services

\$2,617,007.5
((\$1,611,213.5 Medicaid))

PRIORITY 1

PRIORITY 2

PRIORITY 3



CORE SERVICE 1.1

CORE SERVICE 1.2

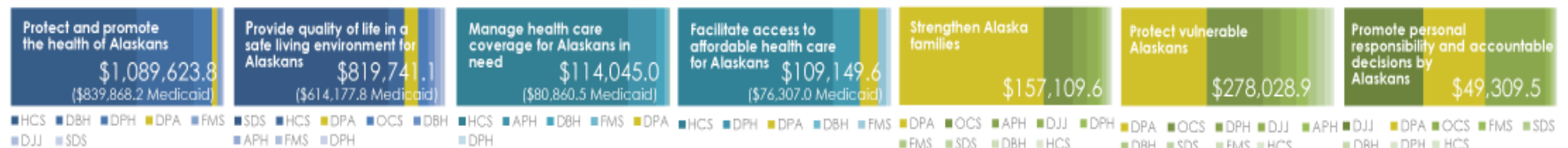
CORE SERVICE 2.1

CORE SERVICE 2.2

CORE SERVICE 3.1

CORE SERVICE 3.2

CORE SERVICE 3.3



1.1 - \$ 25,585.5 spent to protect and promote the health of Alaskans

1.2 - \$ 52,029.7 spent to provide quality of life in a safe living environment for Alaskans

2.1 - \$ 290.4 spent to manage health care coverage for Alaskans in need

2.2 - \$ 9,238.6 spent to facilitate access to affordable health care for Alaskans

3.1 - \$ 106,777.6 spent to strengthen Alaska families

3.2 - \$ 111,768.0 spent to protect vulnerable Alaskans

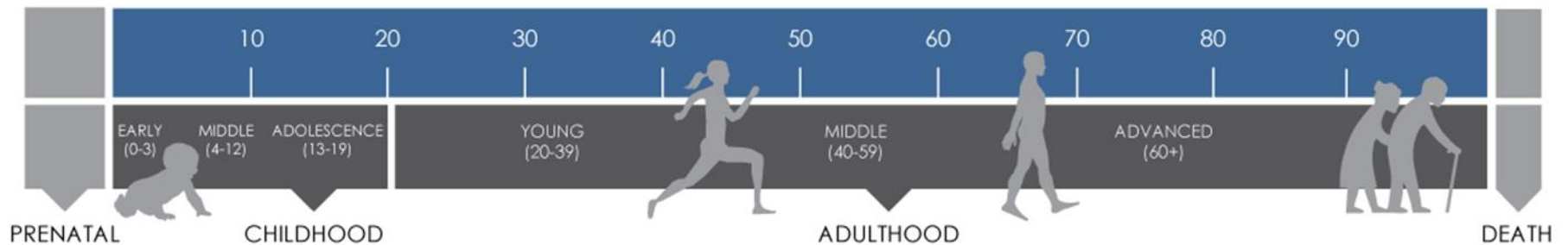
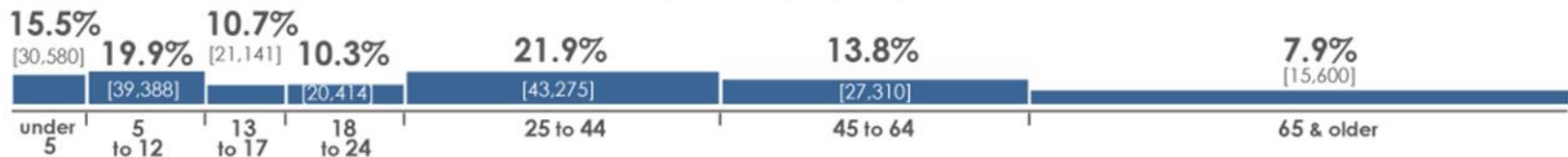
3.3 - \$ 14,362.6 spent to promote personal responsibility and accountable decisions by Alaskans

Total \$ 320,052.4

Division Service Population

DIVISION OF PUBLIC ASSISTANCE

[Total service population 197,708 individuals. Includes: Food Stamps, ATAP, APA, Senior Benefits & Medicaid.]



DPA FY2017 Governor's Budget Request

-FY2017 Adjusted Base to FY2017 Governor's Budget-

	2017 Adjusted Base	2017 Governor Budget	Change
Unrestricted General Funds	\$ 155,789.6	\$ 147,052.5	\$ (8,737.1)
Designated General Funds	\$ 17,892.7	\$ 18,042.7	\$ 150.0
Federal Funds	\$ 134,905.8	\$ 134,553.2	\$ (352.6)
Other Funds	\$ 13,919.6	\$ 14,122.2	\$ 202.6
Total	\$ 322,507.7	\$ 313,770.6	\$ (8,737.1)

Public Assistance FY2017 Governor's Operating Budget Transactions

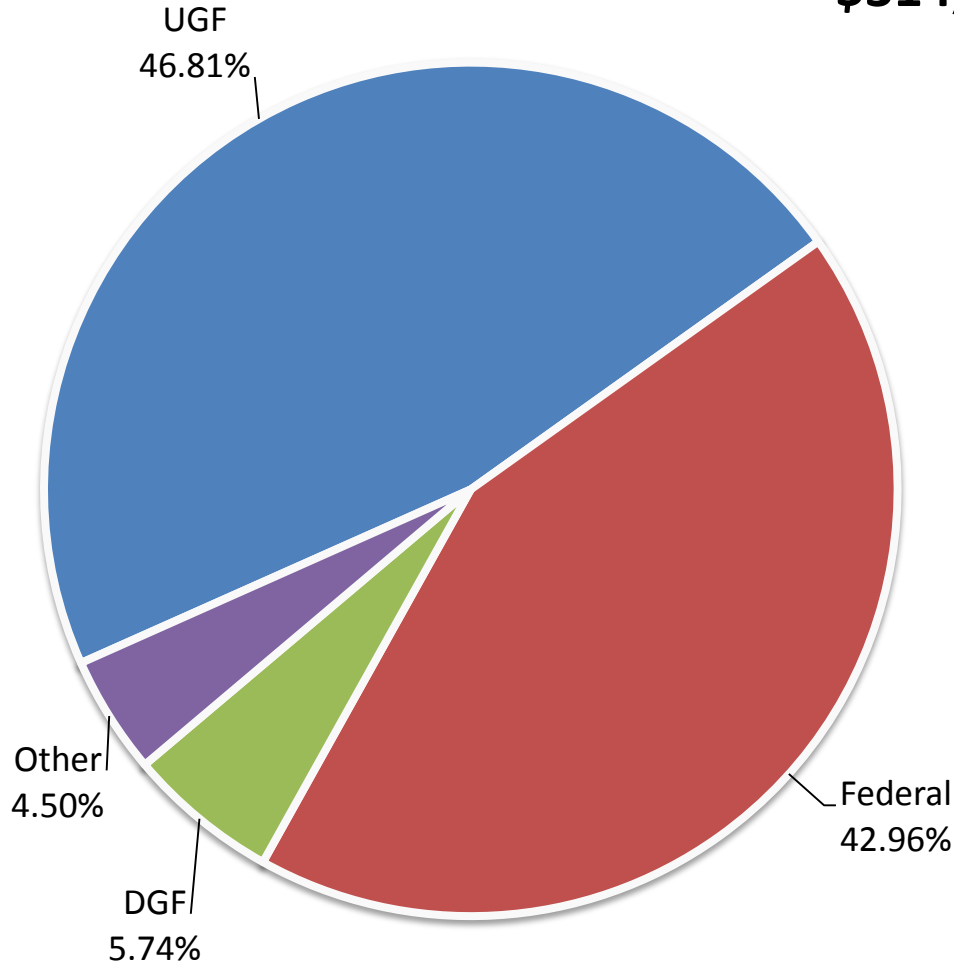
Decrement

(\$9,174.3) UGF Energy Assistance Program

Impacts of Eliminating the Alaska Heating Assistance Program

- The federal Low Income Heating Assistance Program (LIHEAP):
 - 9,183 households in FFY2015
 - \$1,174 average annual household benefit
- The Alaska Heating Assistance Program (AKAHP) is a state funded program:
 - 1,763 households in SFY2015
 - 151-225% of poverty level
 - Household of 1 = Gross monthly up to \$2,758
 - Household of 18 = Gross monthly up to \$19,335
 - Overall reduction in caseload of 20% since SFY2013.
 - \$560 average annual household benefit

FY2017 Division of Public Assistance Funding by Source \$314,170.6



\$147,052.5 - UGF

\$134,953.2 - Federal

\$18,042.7 - DGF

\$17,724.7 PFD Hold Harmless

\$318.0 Overpayment Collection

\$14,122.2 - Other

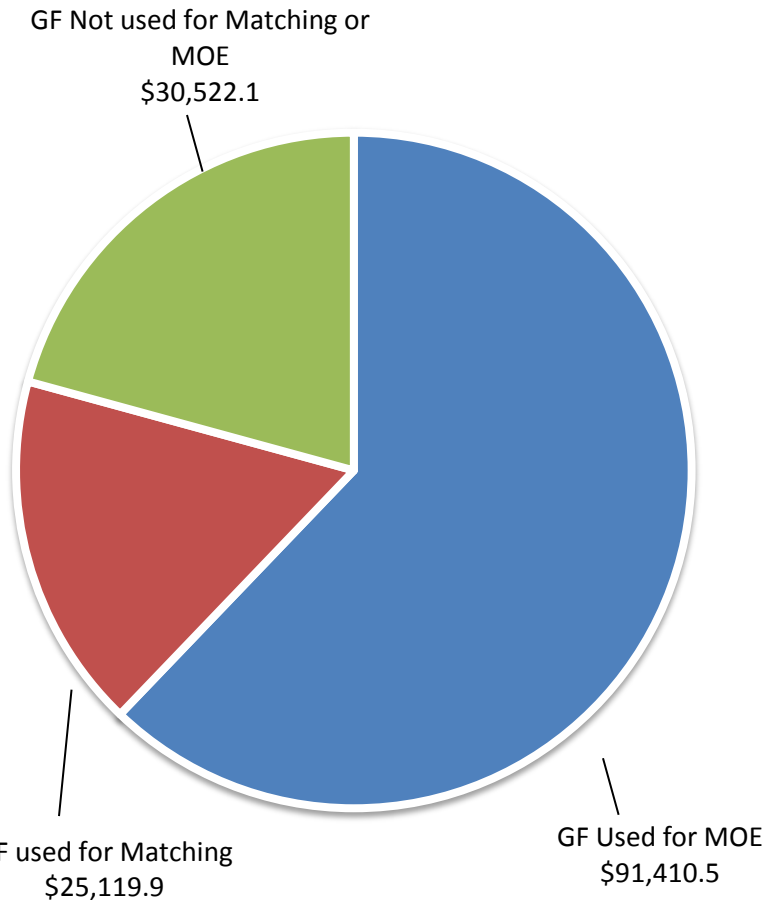
\$8,521.9 Interagency Authority

\$1,059.0 CIP Receipts

***\$4,541.3 Statutory Designated
Program Receipts***

Public Assistance Use of Unrestricted General Funds

\$147,052.5



UGF used for Maintenance Of Effort:

\$36,000.0 Maintenance of Effort for the Temporary Assistance for Needy Families

- Alaska Temporary Assistance Program	\$13,901.0
- Child Care Benefits	\$3,544.8
- Tribal Assistance Programs	\$14,278.5
- Work Services	\$249.7

\$3,544.8 Maintenance of Effort for the Child Care Development Fund

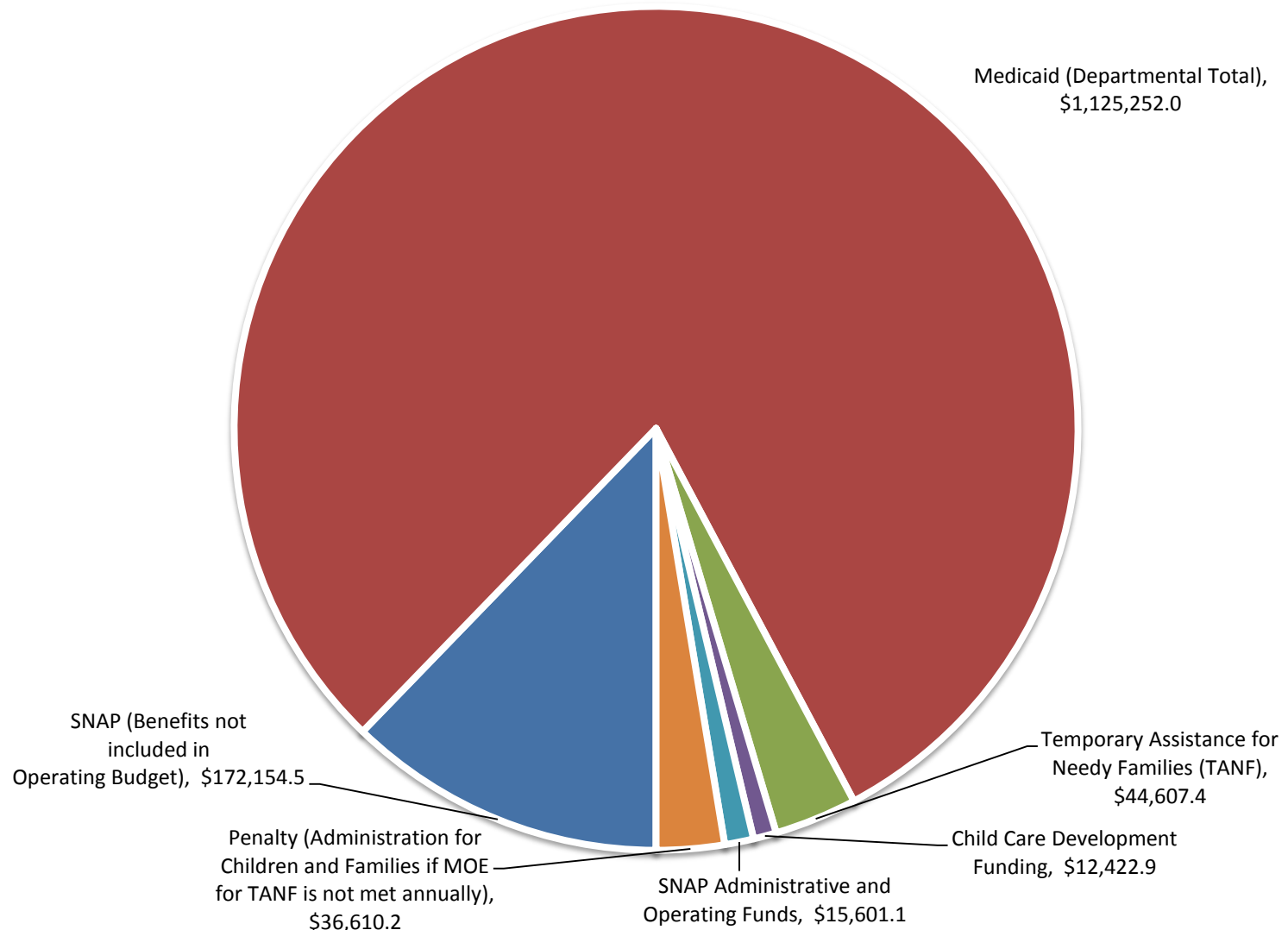
- Child Care Benefits	\$3,544.8
-----------------------	-----------

UGF used for Matching Funds:

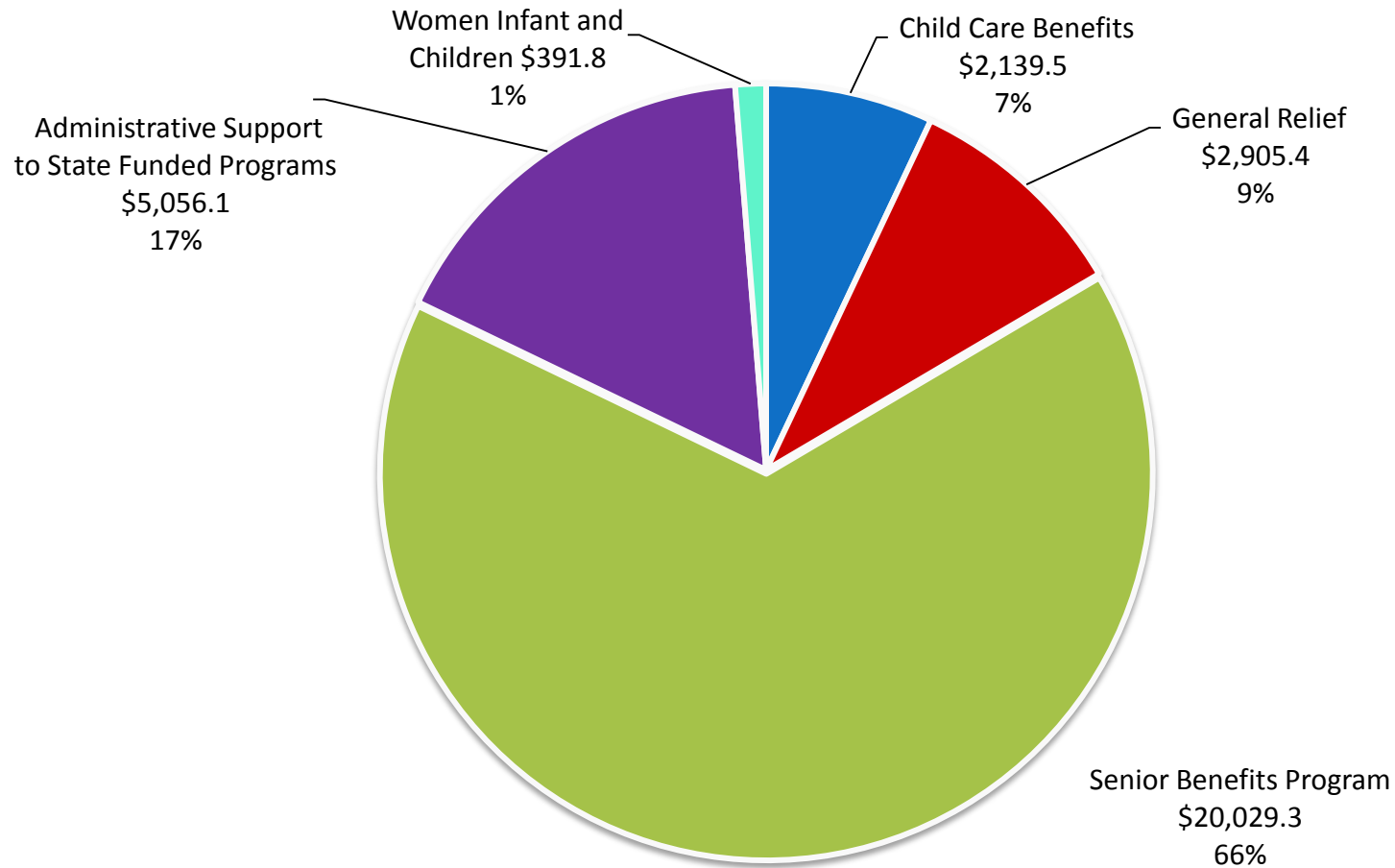
- Child Care Benefits	\$3,544.8
- Supplemental Nutrition Assistance Program	\$8,352.9
- Medicaid	\$9,584.9
- Farmers Market	\$29.0

Federal Revenues at Risk if Maintenance of Effort and Matching Requirements Are Not Met

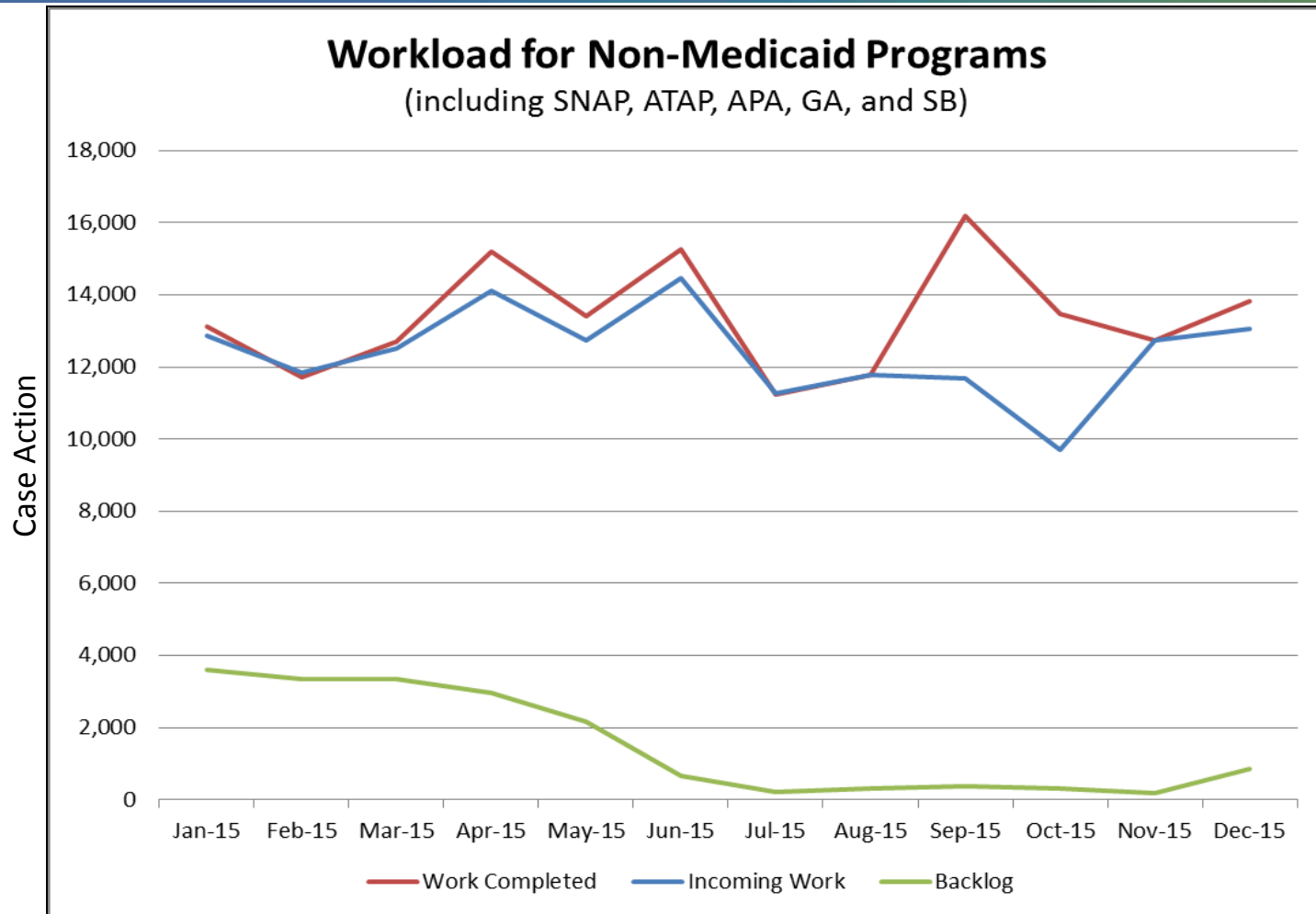
\$1,406,648.0



Unrestricted General Funds not used for MOE or Matching \$30,522.1

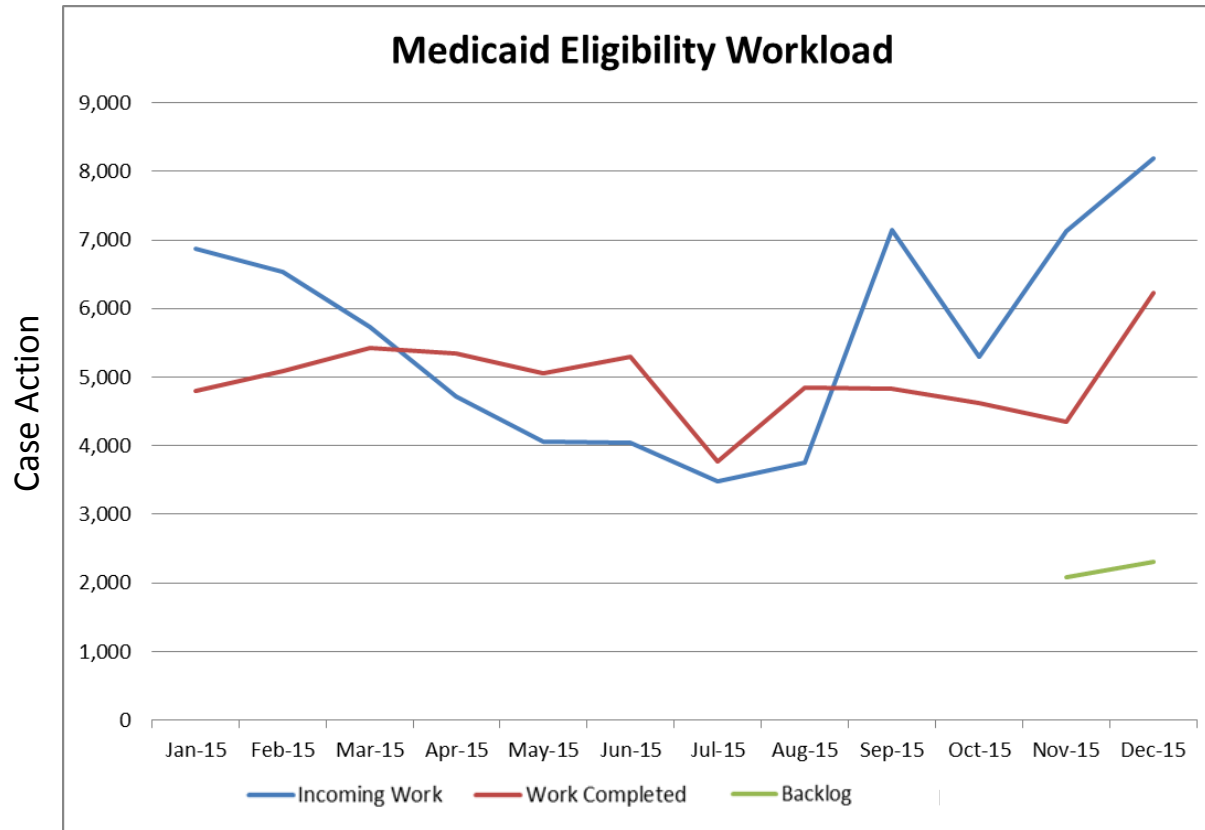


Workload Progress



Note: **Incoming work** includes new applications for benefits and benefit renewal forms received during the month. **Work Completed** is applications, reports of household changes, and renewal forms processed during the month. **Backlog** is any incoming work that has not been processed within 30 days.

Workload Progress



Note:

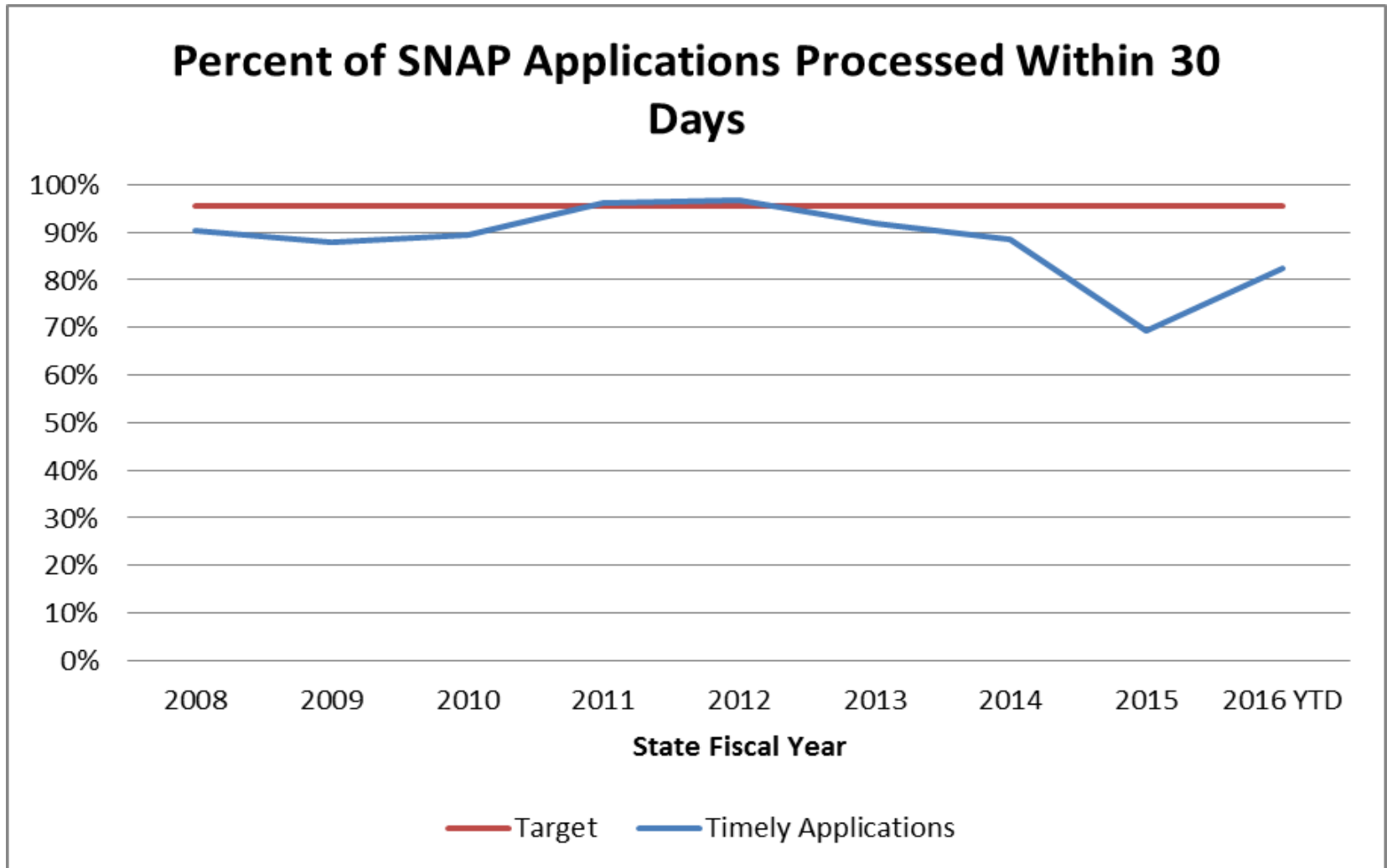
Incoming work includes new applications for coverage, reports of household changes, and renewal forms for coverage received during the month.

Work Completed is applications, reports of household changes, and renewal forms processed during the month.

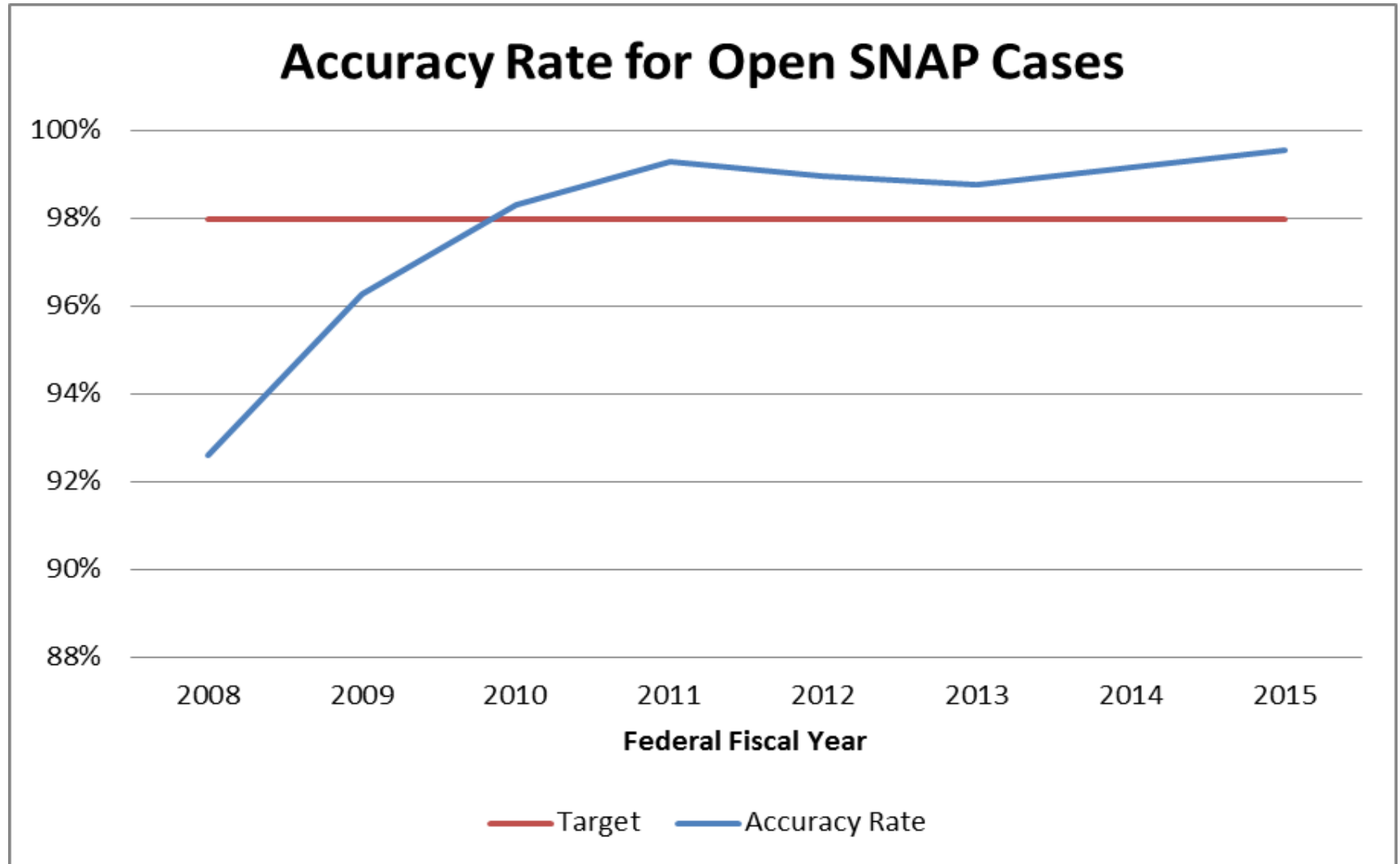
Backlog is unprocessed applications that do not contain recipients currently receiving Medicaid coverage. These applications are over 45 days old.

Note: Backlog numbers are estimates based on a point-in-time count done 1/27/2016. Accurate backlog data from ARIES that accounted for duplicate applications was not available until January 2016.

Efficiency Measures

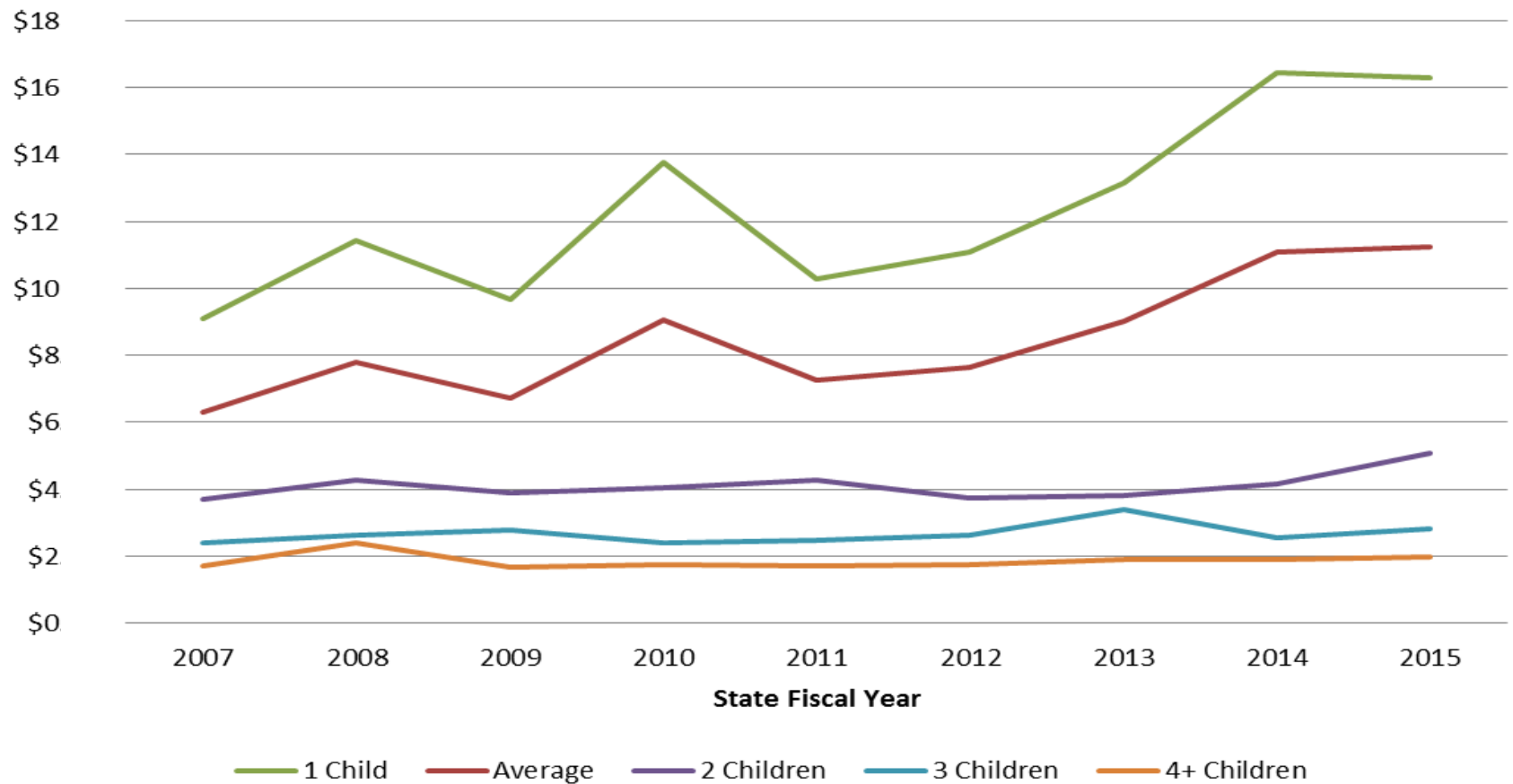


Efficiency Measures



Effectiveness Measures

Family Work Dollars Earned per State Dollar Spent on Child Care Assistance



Recent Successes

“Economic Impact of Early Care and Learning in Alaska” October 2015 - Final Report found:

- \$512 million in economic activity in Alaska
- \$343 million in annual spending
- \$2 billion dollars in wages Alaskans earn due to access to child care
- Supports 15% of the Alaskan resident workforce in being able to work
- 7,700 jobs for caregivers and others

Full report available at:

<http://threadalaska.org/blog/index.cfm/2015/10/29/2015-Economic-Impact-Report-Releases-Friday>

- UGF savings of \$4,218.0 through a successful partnership with nonprofit entities.

Current Challenges

- 46% of parents with children under 6 years of age report difficulty in finding care
- Average annual wages in the Alaska child care sector 40% (\$20,676) of average statewide annual wages (\$52,848):
 - entry-level workforce
 - high turnover
 - poor continuity of care for children.

Current Challenges

- Cost of quality care:
 - Basic Quality Licensed Care- \$740 per child/month
 - High Quality Licensed Care- \$970 per child/month
- Federal requirements for the Child Care and Development Block Grant (CCDBG)
 - health and safety inspections for approximately 275 additional child care providers
 - pre-service and ongoing training requirements for additional child care providers.

Major Policy Issues

- Senior Benefits Reduction takes effect on March 1, 2016.
- Federal Misalignment of SNAP and Medicaid Policy

Moving Forward

- Business Process Redesign
- Call Center/Call System
- Electronic Document Management Tool
- Workload Management Tool
- Alaska's Resource for Integrated Eligibility Services (ARIES)
- Women, Infant and Children's program is mandated to fully implement the Electronic Benefit Transfer (EBT) system by 2020.

QUESTIONS?

Thank You



MISSION TO PROMOTE AND PROTECT THE HEALTH AND WELL-BEING OF ALASKANS