



VISION

ALASKA INDIVIDUALS, FAMILIES AND COMMUNITIES ARE SAFE AND HEALTHY

MISSION

TO PROMOTE AND PROTECT THE HEALTH AND WELL-BEING OF ALASKANS

Alaska Medicaid
House Finance DHSS Budget Subcommittee | **FY2017 Overview**

Margaret Brodie | DHCS Director
Jon Sherwood | DHSS Deputy Commissioner
Valerie Davidson | DHSS Commissioner

JANUARY 29, 2016

Medicaid Management Overview

GOALS

- Coordinate and collaborate services across Medicaid divisions
- Practice extreme fiscal responsibility
- Develop and implement sound program policy
- Data analytics for performance measurability

Medicaid Core Service Alignment



STATE OF ALASKA
DEPARTMENT OF HEALTH & SOCIAL SERVICES


FY2016
MEDICAID SERVICES
CORE SERVICE ALIGNMENT

PRIORITY 1

HEALTH & WELLNESS
ACROSS THE LIFESPAN

CORE SERVICE 1.1

Protect and
promote the
health of
Alaskans



Medicaid Services
aligned with
Department
Core Service 1.1

CORE SERVICE 1.2

Provide
quality
of life in a
safe
living
environment
for Alaskans



Medicaid Services
aligned with
Department
Core Service 1.2

CORE SERVICE 2.1

Manage
health care
coverage
for Alaskans in
need



Medicaid Services
aligned with
Department
Core Service 2.1

CORE SERVICE 2.2

Facilitate
access to
affordable
health care
for Alaskans



Medicaid Services
aligned with
Department
Core Service 2.2

CORE SERVICE 3.1

Strengthen
Alaska
families



CORE SERVICE 3.2

Protect
vulnerable
Alaskans



CORE SERVICE 3.3

Promote
personal
responsibility
and
accountable
decisions
by Alaskans



MEDICAID
SERVICES

Adult
Preventive
Dental



MEDICAID
SERVICES

Behavioral
Health
Medicaid



MEDICAID
SERVICES

Children's
Medicaid



MEDICAID
SERVICES

Health Care
Medicaid



MEDICAID
SERVICES

Senior and
Disabilities
Medicaid

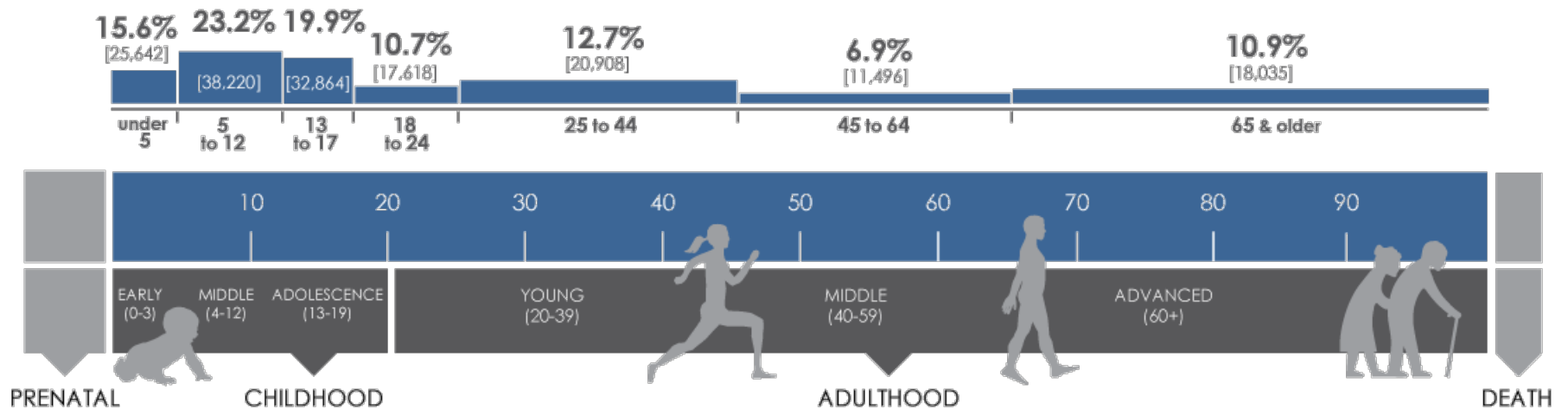
History of Medicaid

- Jointly funded by federal and state
- Milestones
 - Medicaid through the years
 - Medicaid was established in 1965
 - Alaska participated beginning in 1972
 - Medicaid's 50th Anniversary
 - Alaska expands Medicaid
- Legal Authority
- Mandatory vs. Optional Health Benefits

FY15 Medicaid Service Population

- Provides for services across the lifespan
- Safety-net for low income individuals who are otherwise uninsured
- Supplements Medicare coverage

MEDICAID SERVICES [Total service population 164,783 individuals.]



Medicaid and Denali KidCare – A Multidivisional Effort

- Division of Public Assistance
- Division of Health Care Services
- Division of Behavioral Health
- Division of Senior and Disabilities Services
- Finance and Management Services
- Division of Public Health
- Office of Administrative Hearings

Medical Care Advisory Committee

- Public advisory group
- Current membership
- Responsibilities of the committee
- Website:
<http://dhss.alaska.gov/dhcs/Pages/mcac/default.aspx>

Medicaid Contractors

- Xerox State Healthcare
- Qualis Health
- Magellan Medicaid Administration
- Rochester Optical
- MedExpert International, Inc.

Medicaid Eligibility and Categories

- Children, Adults and Families
 - Pregnant Woman
 - Postpartum
 - Newborn
 - Denali KidCare
 - Family Medicaid
 - Hospital Presumptive Eligibility
 - Medicaid Expansion
 - Under 21
 - Former Foster Care Children up to Age 26

Medicaid Eligibility and Categories

- Aged, Blind and Disabled
 - SSI Recipient
 - APA Recipient
 - SSI or APA Eligible, Not Receiving Cash Payments
 - SSI Disabled Adult Children
 - Section 1619(B) Eligible
 - Disabled Widower
 - Deemed SSI/APA Recipient
 - SSI or APA Ineligible
 - TEFRA Medicaid
 - Working Disabled Medicaid Buy-in
 - Nursing Home
 - Home and Community-Based Services

Medicaid Eligibility and Categories

- Other Medical Assistance
 - Breast and Cervical Cancer
 - Chronic and Acute Medical Assistance

Medicaid Application Process

- How to Apply
- Applicant and Recipient Responsibilities
- Financial Eligibility Criteria
 - Income guidelines

Medicaid Providers

- Critical source of Income
 - \$29 million Medicaid dollars on average weekly into the Alaska Health Care Economy
 - Means of access to health care for Alaskans in need
 - Reduction of uncompensated care expense

Medicaid Financing

- Federal Medical Assistance Percentage (FMAP)
- Alaska FMAP Rates

Alaska FMAP		
FFY	Medicaid	CHIP
2016	50.00%	88.00%
2015	50.00%	65.00%
2014	50.00%	65.00%
2013	50.00%	65.00%
2012	50.00%	65.00%
2011	50.00%	65.00%
2010	51.43%	66.00%
2009	50.53%	65.37%
2008	52.48%	66.74%
2007	51.07%	65.75%
2006	50.16%	65.11%
2005	57.58%	70.31%
2004	58.39%	70.87%

Medicaid Cost Containment

- Care Management Program
- Case Management Program
- Utilization Management
- Medicaid Audit and Review
 - Medicaid Program Integrity
 - Payment Error Rate Measurement
 - Surveillance and Utilization Review
 - Medicaid Fraud Control Unit
 - Centers for Medicare and Medicaid Services
 - U.S. Health and Human Services' Office of Inspector General

Medicaid Cost Containment

- Home and Community-Based Services
- Telehealth Program
- Medicaid Transportation
 - Emergency Transportation Services
 - Non-Emergent Transportation and Accommodation Services
- Tribal Health Program
 - Administration
 - Funding

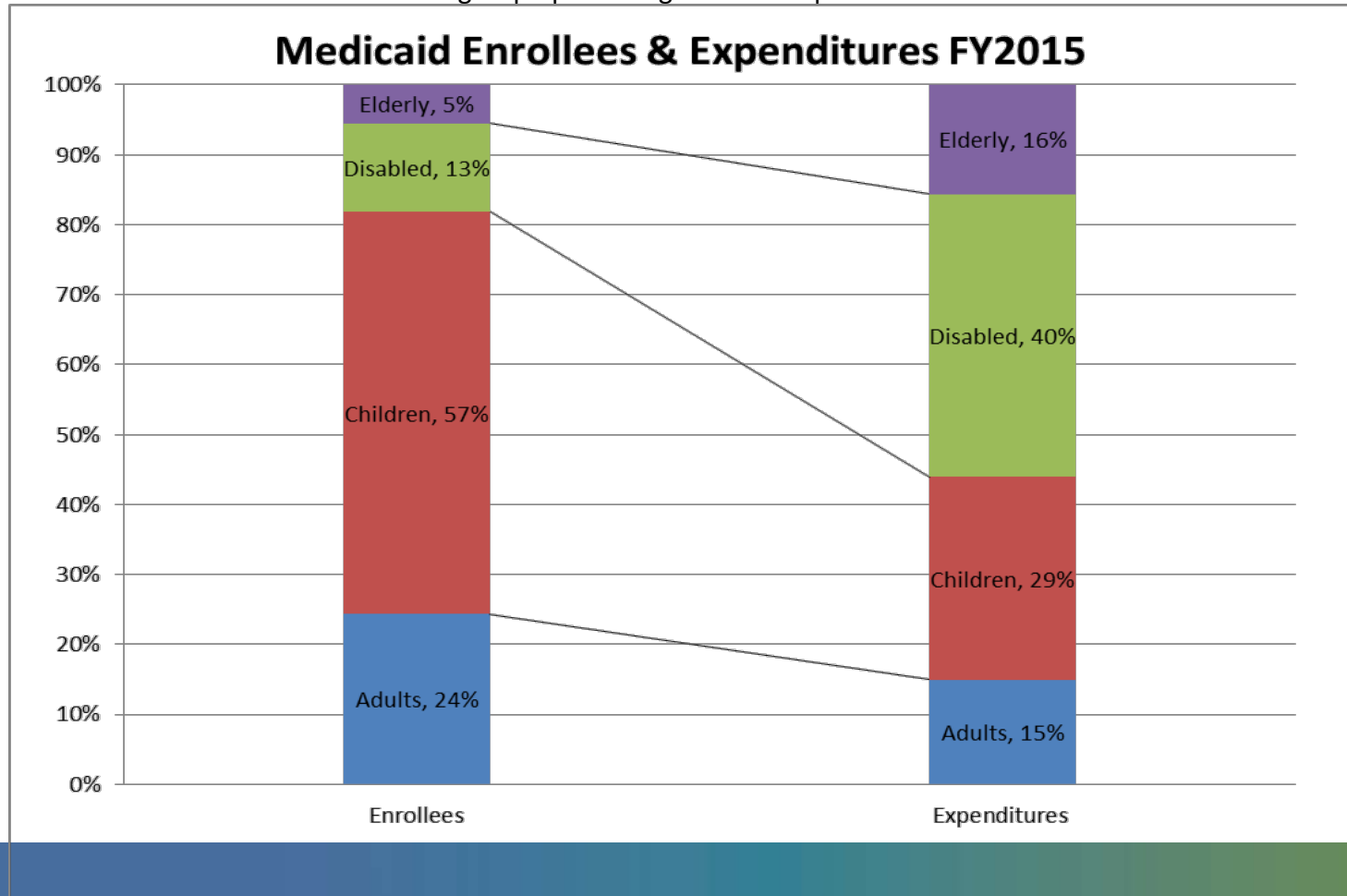
Challenges of Health Care Delivery in Alaska

- Kaitlin's Story
- Annie's Story
- Henry's Story



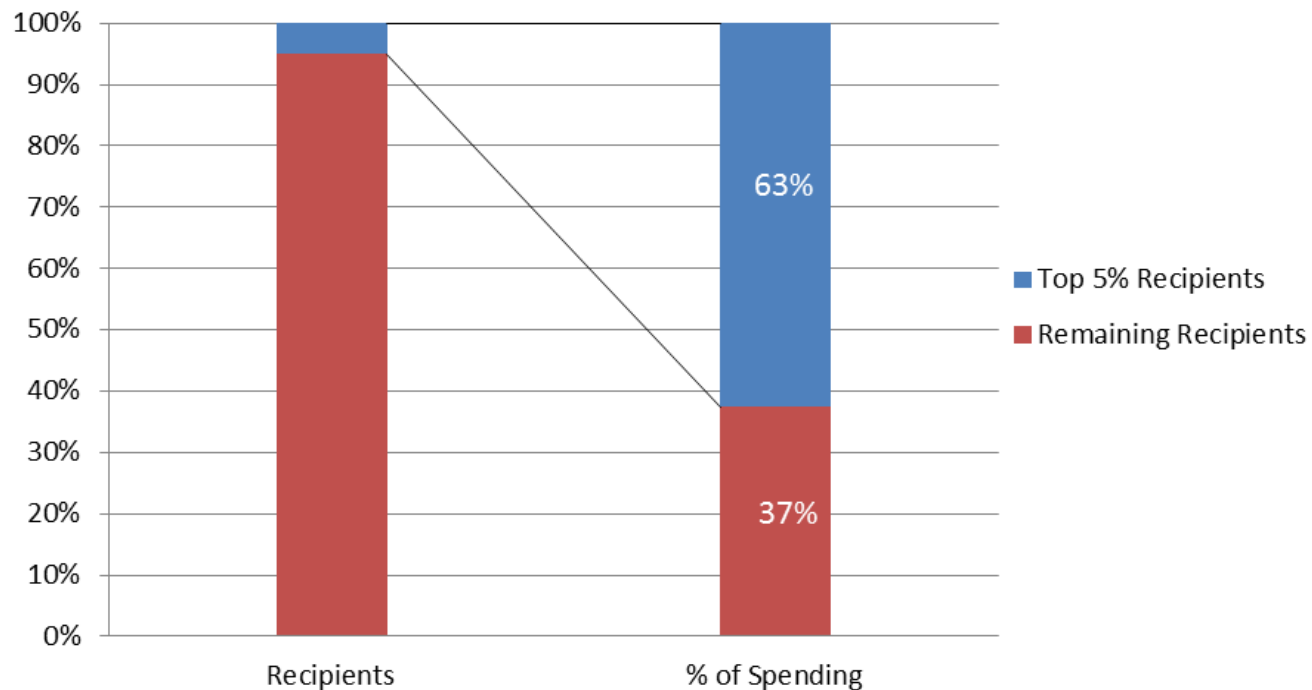
Alaska Medicaid Data

As illustrated in the following chart, the percentage of total enrollees by a subgroup is not necessarily proportional to the subgroup's percentage of total expenditures.



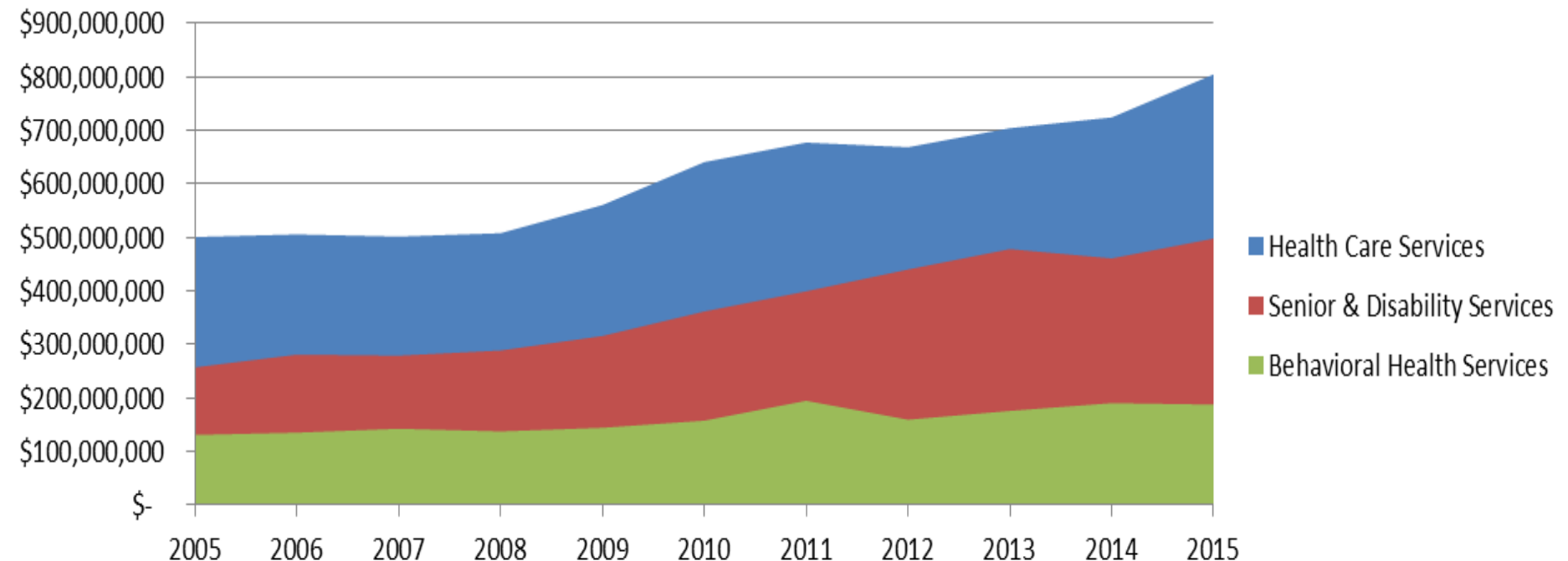
Alaska Medicaid Data

The majority of Medicaid expenditures are driven by 5% of Medicaid recipients.

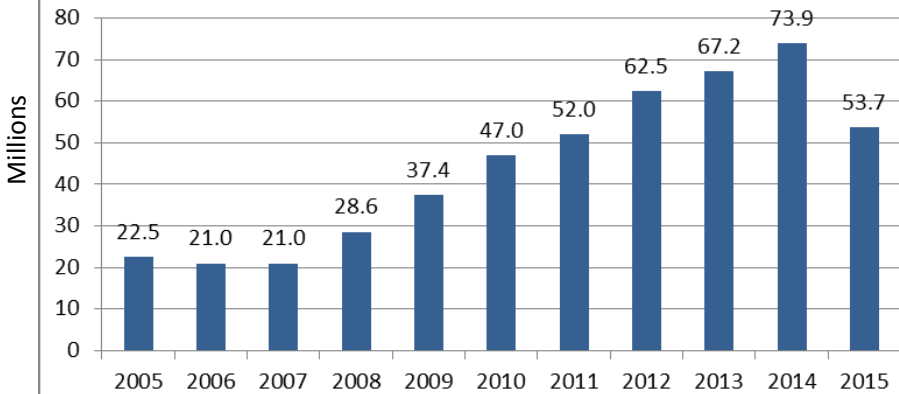


Alaska Medicaid Data

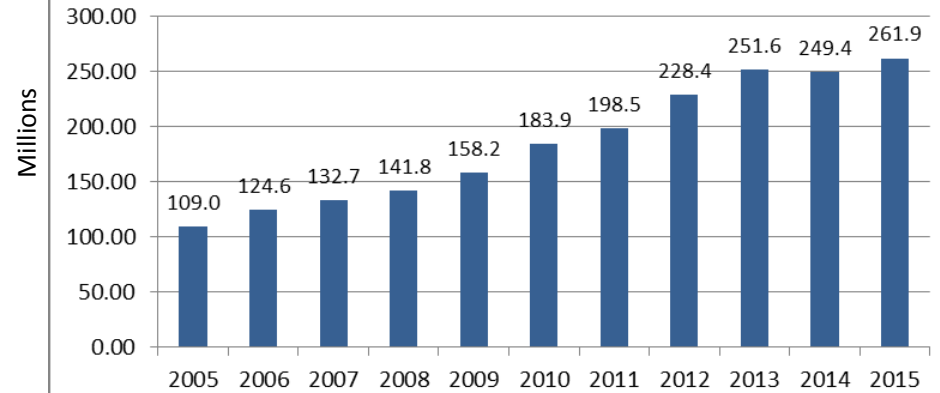
This chart illustrates the amount of expenditures within each Division since FY2005.



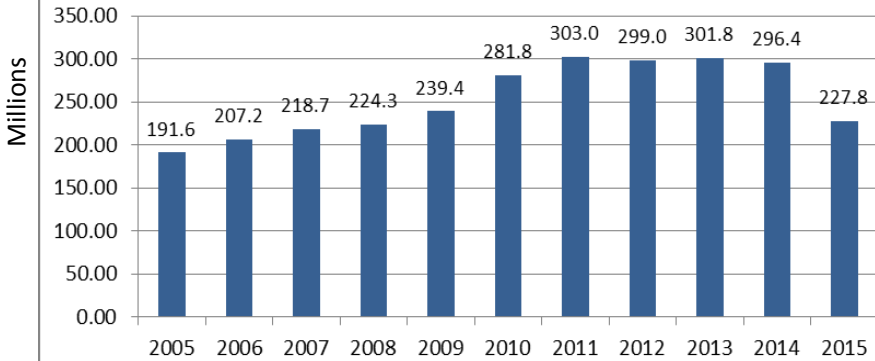
Spending Summary FY2005 - FY2015 Dental Services



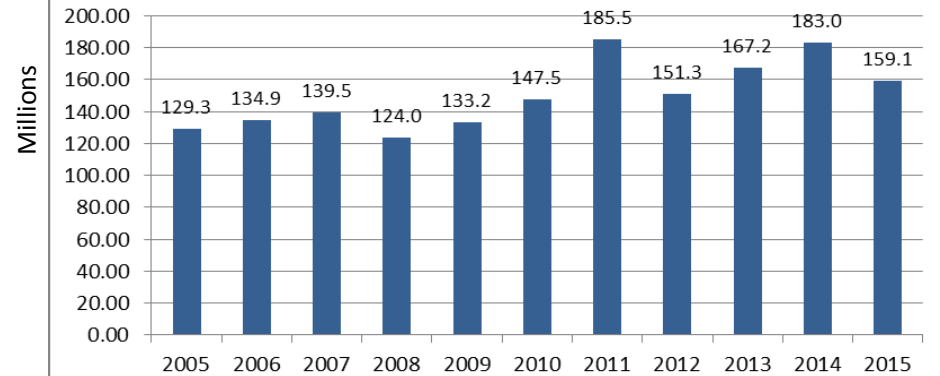
Spending Summary FY2005 - FY2015 HCB Services



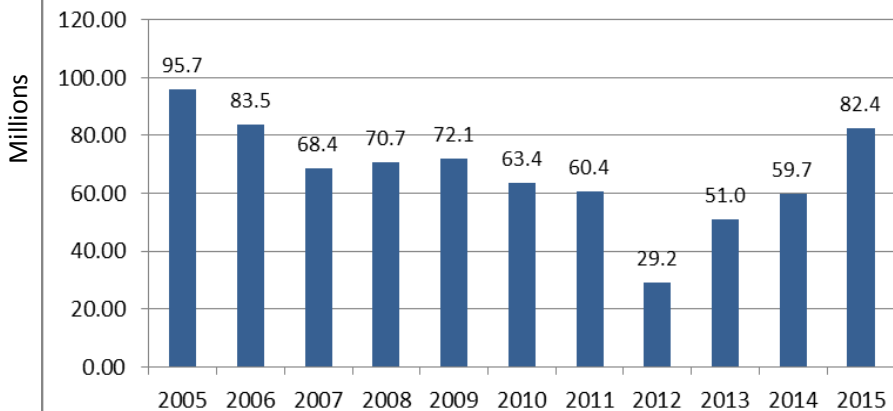
Spending Summary FY2005 - FY2015 Hospital Services



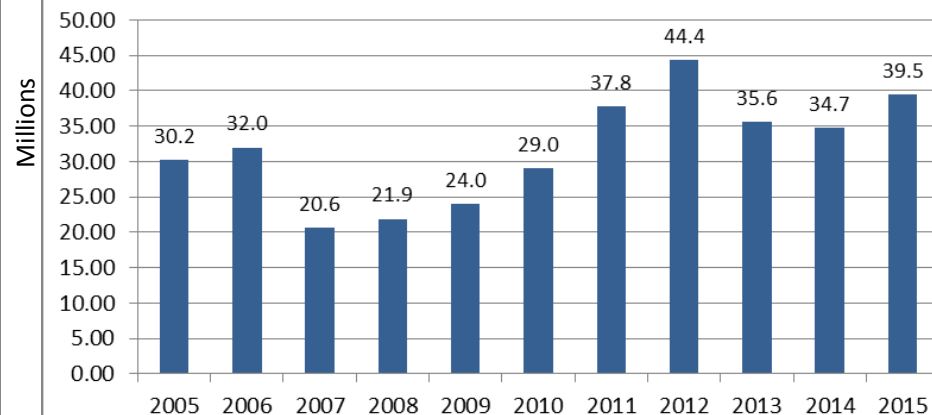
Spending Summary FY2005 - FY2015 Mental Health Services



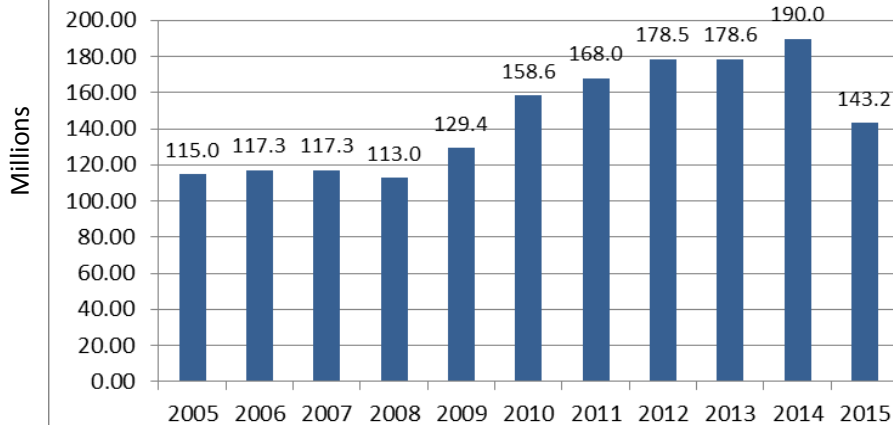
Spending Summary FY2005 - FY2015 Pharmacy Services



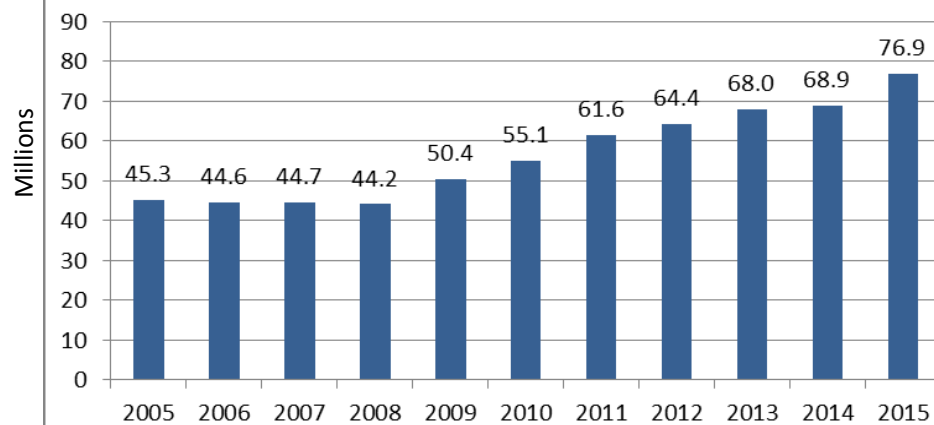
Spending Summary FY2005 - FY2015 Pharmacy Rebates



Spending Summary FY2005 - FY2015 Physician Services

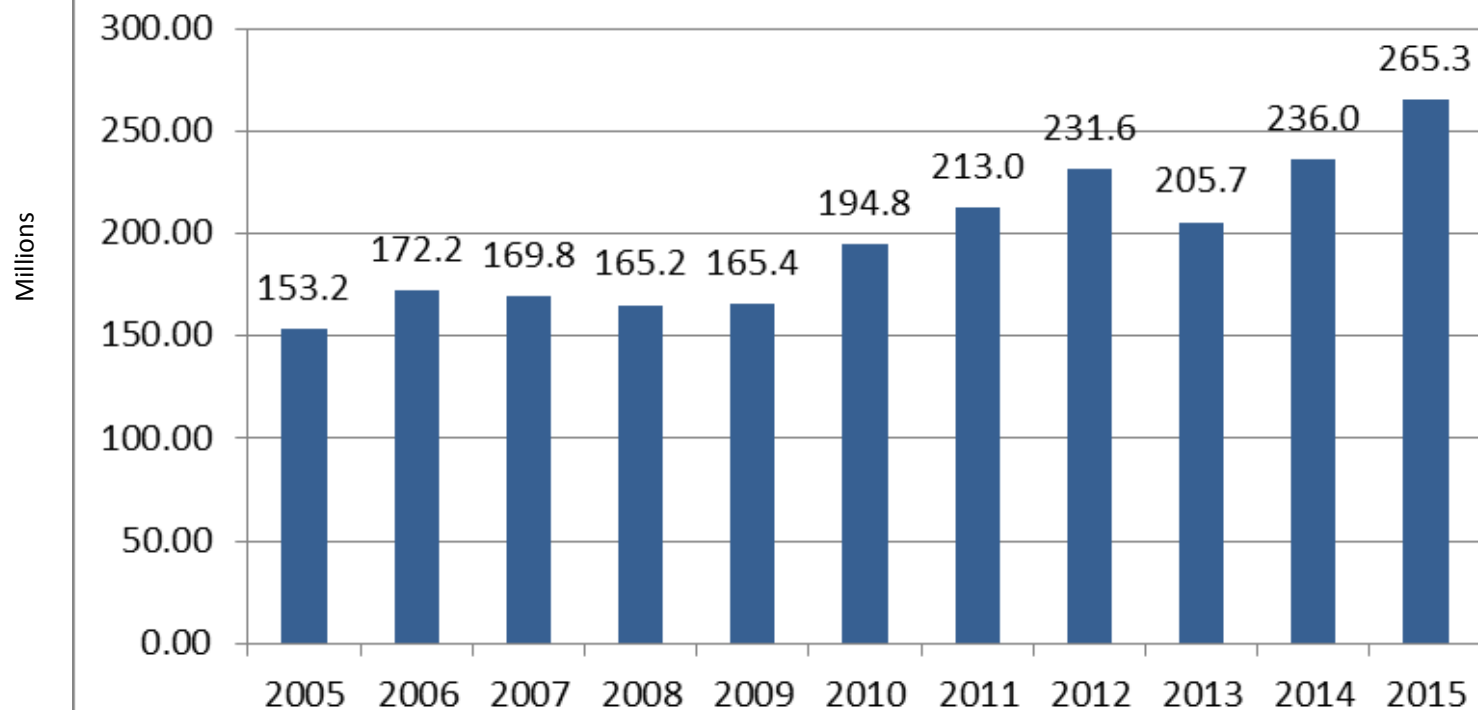


Spending Summary FY2005 - FY2015 Transportation Services



Spending Summary FY2005 - FY2015

Tribal Health Services



Medicaid Enrolled Providers

Provider Categories	In State	Provider Categories	Out of State
Dental	714	Dental	53
HCB	1,020	HCB	7
Hospital	25	Hospital	341
LTC	26	LTC	31
Mental Health	223	Mental Health	96
Other	1,397	Other	196
Personal Care Services	8,568	Personal Care Services	3
Pharmacy	302	Pharmacy	312
Physician Group	5,804	Physician Group	5,681
Transportation	221	Transportation	78
Tribal	149	Tribal	-
Total Alaska Medicaid Providers	18,449	Total Out of State Medicaid Providers	6,798

Medicaid Expansion

- Began September 1, 2015
- 7,957 enrolled through 12/31/15
- \$21.6 million federal dollars spent on services for Alaskans
- Will transition from 100% to 90% federal funded in 2020

Medicaid Expenditure Breakdown per Senate District

In the Alaska Medicaid 2015 Annual Report we have provided tables and charts for each Senate district that include:

- The number of recipients in the district
- The number of enrolled providers in the district
- The Medicaid expenditures within the district

This report can be found at

<http://dhss.alaska.gov/dhcs/Pages/default.aspx>

Status of 2016 Decrements

- Behavioral Health Medicaid Services:
 - (\$4,611.0) (UGF) FY12/FY13 Average Lapsing Balance
- Children's Medicaid Services:
 - (\$1,596.1) (UGF) FY12/FY13 Average Lapsing Balance
- Adult Preventative Dental Medicaid Services:
 - (\$184.8) (UGF) FY12/FY13 Average Lapsing Balance
- Health Care Medicaid Services :
 - (\$20,000.0) (UGF) for Medicaid Cost Containment Initiatives
 - (\$20,401.1) (UGF) FY12/FY13 Average Lapsing Balance
 - (\$173.2) (UGF) Projected costs for Non-Mandatory Abortions Services
 - (\$42.5) (UGF) Prescription Database Funding
- Senior and Disabilities Medicaid Services :
 - (\$4,852.1) (UGF) FY12/FY13 Average Lapsing Balance
- **Total Decrement (\$51,860.8)**

FY17 Budget Changes

Decrements

Behavioral Health Medicaid Services	(\$ 3,370.7) (GF/MH)
Adult Preventative Dental Medicaid Services	(\$ 318.1) (GF)
Health Care Medicaid Services	(\$14,666.3) (GF Match) (\$14,666.3) (Fed Rcpts)
Senior and Disabilities Medicaid Services	(\$13,261.5) (GF)
• Total	(\$31,616.6)

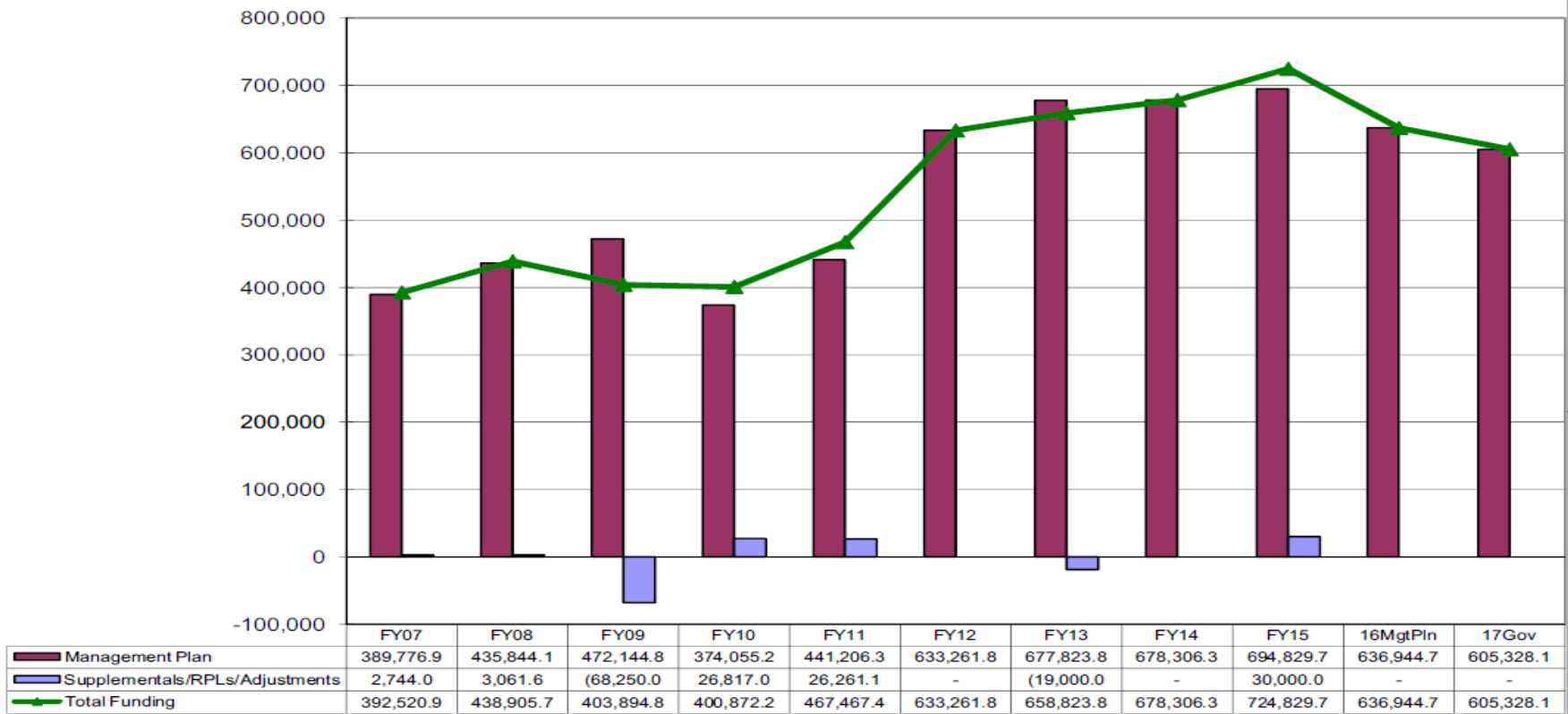
Increments

Behavioral Health Medicaid Services	\$ 5,206.4 (Fed Rcpts)
Adult Preventative Dental Medicaid Services	\$ 6,312.2 (Fed Rcpts)
Health Care Medicaid Services	\$ 1,943.7 (Stat Desig) \$158,761.5 (Fed Rcpts)
Senior and Disabilities Medicaid Services	\$ 3,412.0 (Fed Rcpts)
• Total	\$175,635.8

General Fund 2007-2016

Medicaid GF has grown by \$212.8 million (54%) between the FY07 Final Budget and the FY17 Governor's Request.

TOTAL MEDICAID FORMULA APPROPRIATIONS
(GF ONLY)
(\$ Thousands)



System Updates

- Enterprise: Medicaid Claims Processing System “MMIS”
- ARIES: New Medicaid Eligibility System
- MCI: Master Client Index
- IRIS: Integrated Resource Information System

Moving Forward

- Medicaid Reforms
- Medicaid Redesign and Expansion

QUESTIONS?

Thank You



MISSION TO PROMOTE AND PROTECT THE HEALTH AND WELL-BEING OF ALASKANS