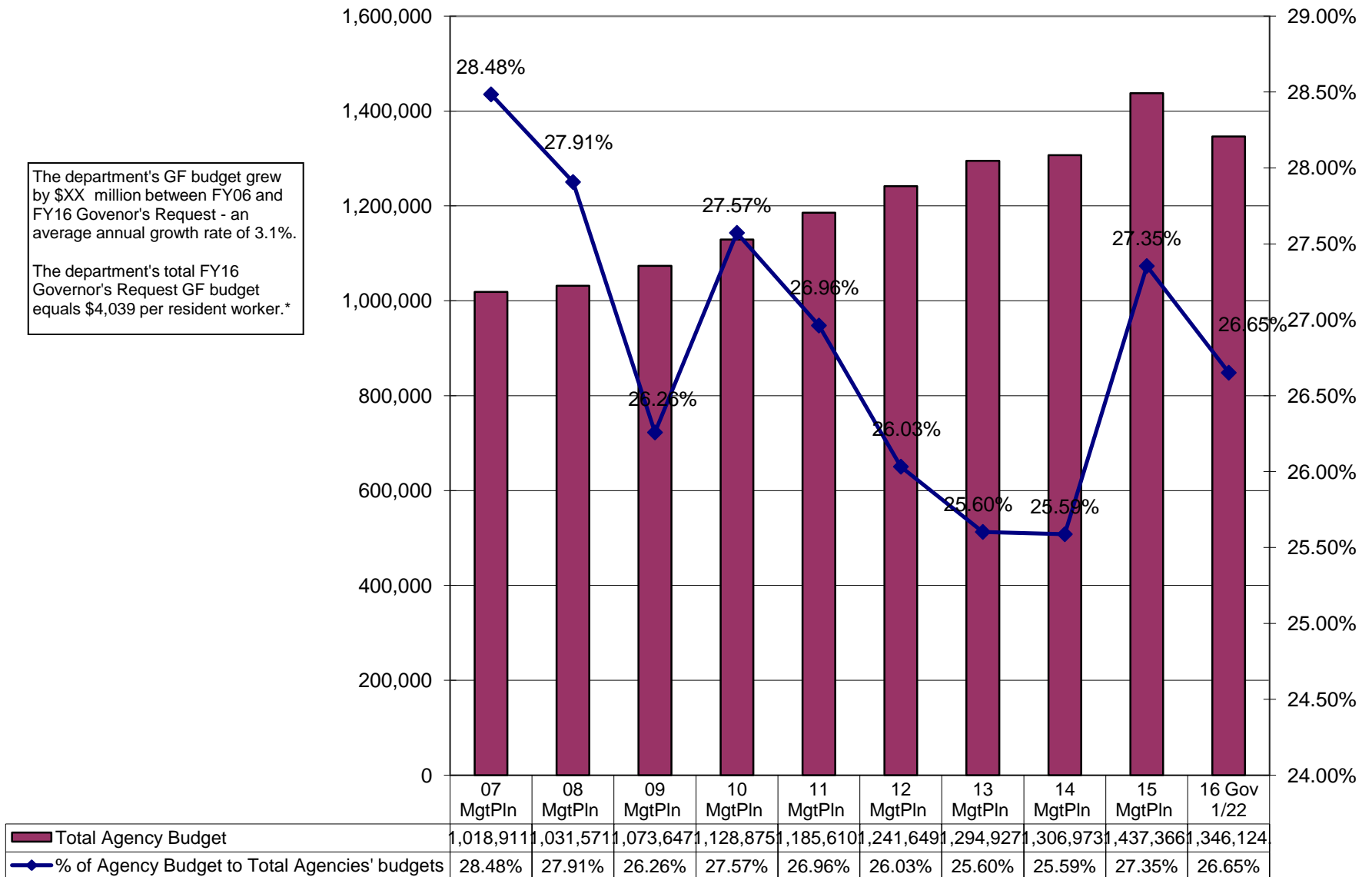
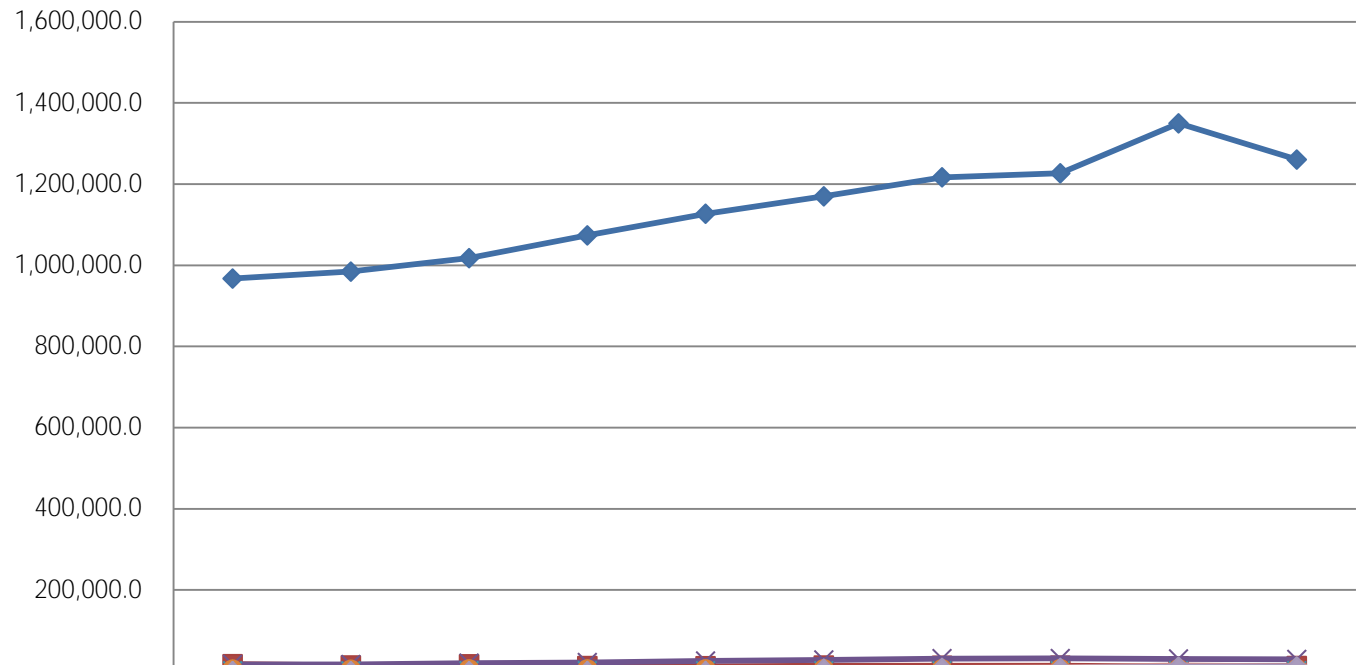


**Department of Education and Early Development's Share of Total Agency Operations
(GF Only)
(\$ Thousands)**



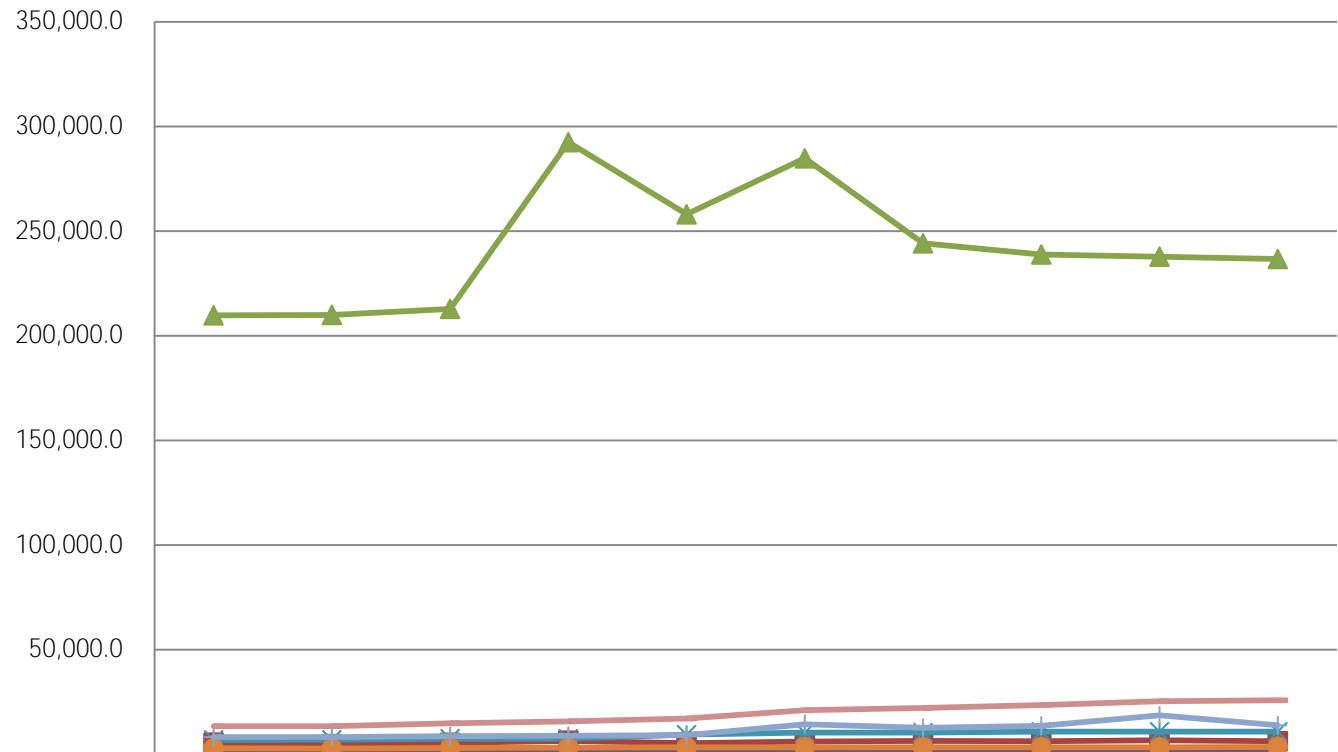
* According to the Department of Labor, there were 333,283 resident workers in Alaska in 2012.

Appropriations within the Department of Education and Early Development
(Formula and Non Formula, GF Only)
(\$ Thousands)



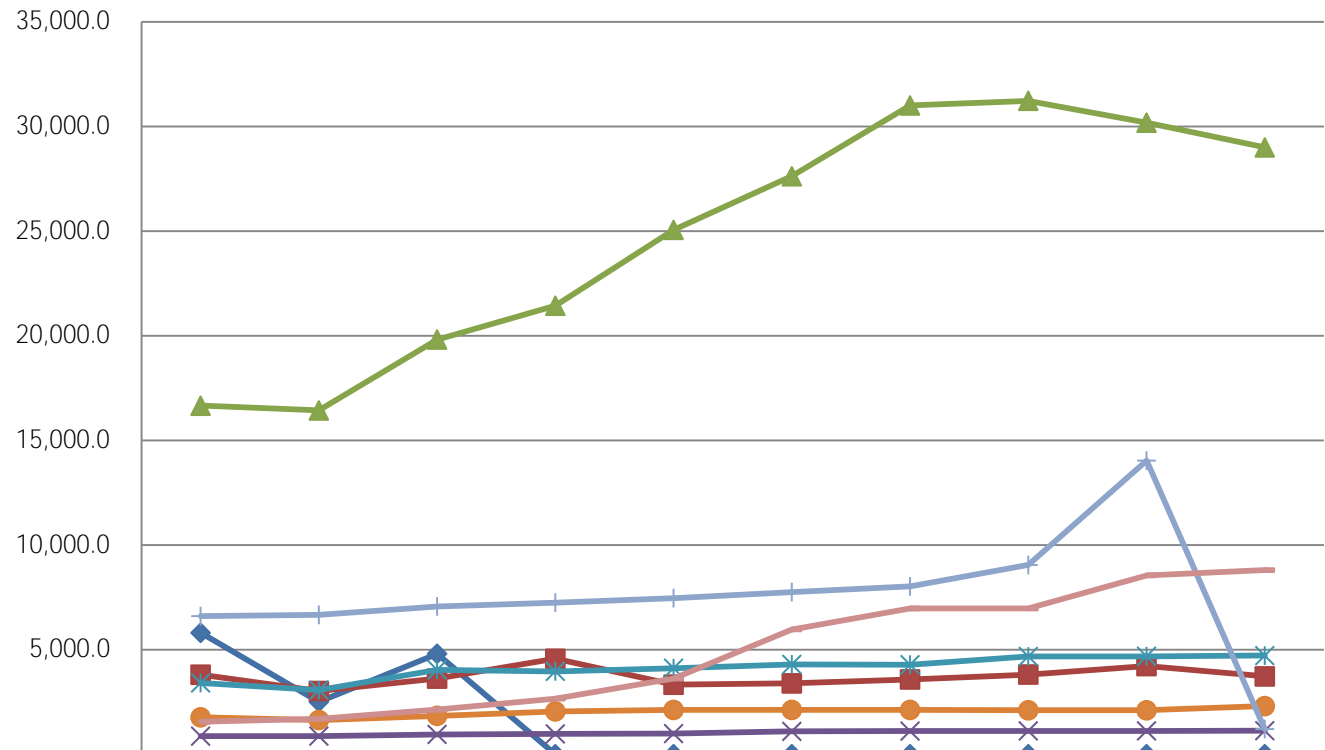
	07 MgtPln	08 MgtPln	09 MgtPln	10 MgtPln	11 MgtPln	12 MgtPln	13 MgtPln	14 MgtPln	15 MgtPln	16 Gov 1/22
◆ K-12 Aid to School Districts	967,315.2	984,401.6	1,017,592.0	1,073,659.0	1,127,022.0	1,169,855.0	1,216,766.0	1,226,714.0	1,349,748.0	1,260,479.8
■ K-12 Support	16,963.8	13,805.8	16,617.5	12,347.4	11,920.6	13,576.0	13,101.9	13,332.6	11,753.6	12,478.8
▲ Education Support Services	3,797.9	3,019.3	3,613.4	4,559.4	3,321.9	3,384.8	3,573.2	3,807.4	4,213.0	3,717.5
✕ Teaching and Learning Support	16,654.1	16,427.6	19,816.8	21,433.1	25,057.9	27,619.2	31,003.2	31,226.9	30,179.8	28,996.7
✱ Commissions and Boards	864.1	866.4	947.0	970.3	986.0	1,091.3	1,104.8	1,114.7	1,113.8	1,124.8
● Mt. Edgecumbe Boarding School	3,406.4	3,060.2	4,032.1	3,960.6	4,112.3	4,293.1	4,278.4	4,671.5	4,680.1	4,712.2
+ State Facilities Maintenance	1,763.3	1,635.2	1,835.2	2,045.8	2,115.8	2,115.8	2,115.8	2,098.2	2,098.2	2,298.2
— Alaska Library and Museums	6,599.8	6,657.5	7,062.8	7,245.4	7,458.5	7,748.4	8,018.7	9,042.9	14,031.8	12,018.6
— Alaska Postsecondary Education Commission	1,546.7	1,698.0	2,130.1	2,654.8	3,614.8	5,964.8	6,964.8	6,964.8	8,547.6	8,797.6
◆ Alaska Performance Scholarship Awards	-	-	-	-	-	6,000.0	8,000.0	8,000.0	11,000.0	11,500.0

Appropriations within the Department of Education and Early Development
(Non Formula, All Funds)
(\$ Thousands)



	07 MgtPln	08 MgtPln	09 MgtPln	10 MgtPln	11 MgtPln	12 MgtPln	13 MgtPln	14 MgtPln	15 MgtPln	16 Gov 1/22
K-12 Support	5,800.0	2,500.0	4,800.0	-	-	-	-	-	-	-
Education Support Services	5,503.2	4,788.5	5,419.3	6,405.7	5,283.6	6,063.6	6,324.9	6,266.1	6,670.7	6,212.6
Teaching and Learning Support	209,741.4	209,950.5	212,836.1	292,481.9	257,998.6	284,763.3	244,139.8	238,830.0	237,759.7	236,666.7
Commissions and Boards	1,587.5	1,719.9	1,800.5	2,170.3	1,974.1	2,088.0	2,116.5	2,212.0	2,370.9	2,388.4
Mt. Edgecumbe Boarding School	6,883.7	6,941.9	7,492.1	7,420.7	9,339.4	10,293.8	10,356.2	10,755.8	10,775.6	10,808.3
State Facilities Maintenance	2,766.9	2,728.7	2,946.0	3,156.6	3,258.3	3,291.5	3,311.3	3,305.6	3,309.5	3,512.1
Alaska Library and Museums	8,193.6	8,251.3	8,656.6	8,842.7	9,060.6	14,366.2	12,574.4	13,606.3	18,563.6	13,837.4
Alaska Postsecondary Education Commission	13,404.5	13,428.9	14,802.6	15,759.9	17,072.9	21,019.6	22,031.5	23,535.2	25,318.7	25,775.0

Appropriations within the Department of Education and Early Development
(Non Formula, GF Only)
(\$ Thousands)



	07 MgtPln	08 MgtPln	09 MgtPln	10 MgtPln	11 MgtPln	12 MgtPln	13 MgtPln	14 MgtPln	15 MgtPln	16 Gov 1/22
◆ K-12 Support	5,800.0	2,500.0	4,800.0	-	-	-	-	-	-	-
■ Education Support Services	3,797.9	3,019.3	3,613.4	4,559.4	3,321.9	3,384.8	3,573.2	3,807.4	4,213.0	3,717.0
▲ Teaching and Learning Support	16,654.1	16,427.6	19,816.8	21,433.1	25,057.9	27,619.2	31,003.2	31,226.9	30,179.8	28,996.7
✕ Commissions and Boards	864.1	866.4	947.0	970.3	986.0	1,091.3	1,104.8	1,114.7	1,113.8	1,124.8
✱ Mt. Edgecumbe Boarding School	3,406.4	3,060.2	4,032.1	3,960.6	4,112.3	4,293.1	4,278.4	4,671.5	4,680.1	4,712.2
● State Facilities Maintenance	1,763.3	1,635.2	1,835.2	2,045.8	2,115.8	2,115.8	2,115.8	2,098.2	2,098.2	2,298.2
+ Alaska Library and Museums	6,599.8	6,657.5	7,062.8	7,245.4	7,458.5	7,748.4	8,018.7	9,042.9	14,031.8	1,201.6
— Alaska Postsecondary Education Commission	1,546.7	1,698.0	2,130.1	2,654.8	3,614.8	5,964.8	6,964.8	6,964.8	8,547.6	8,797.6