



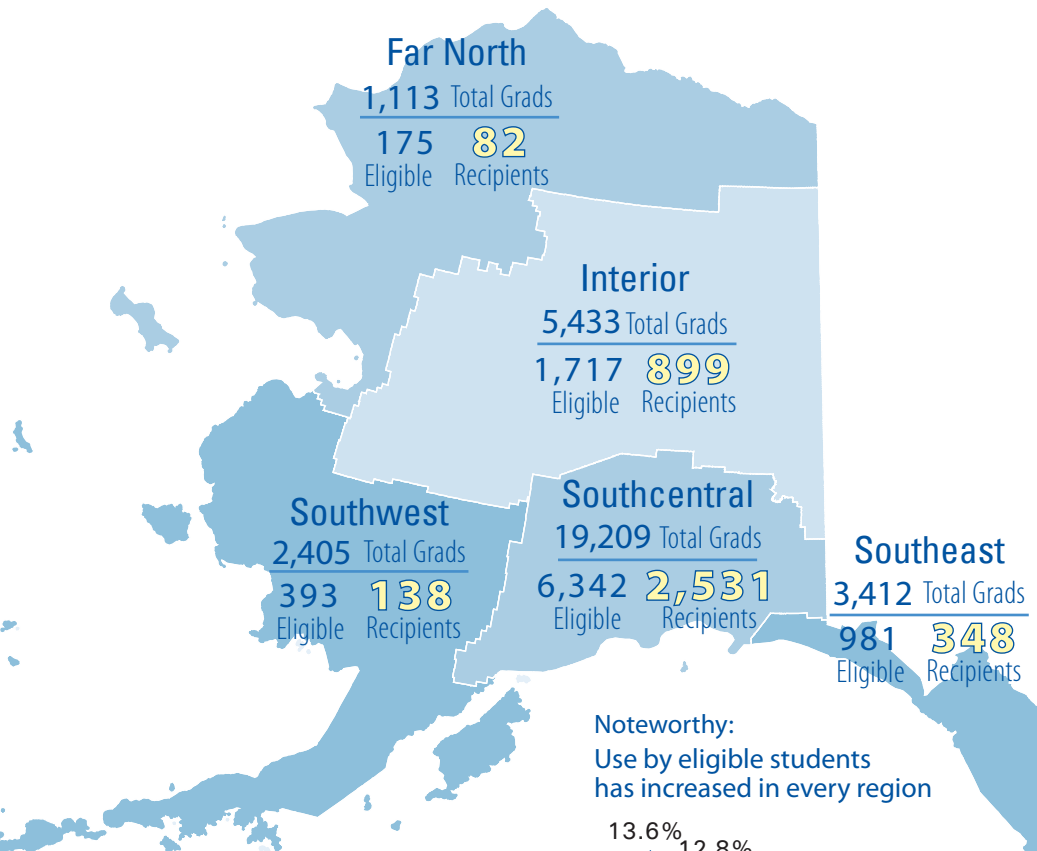
# APS Statistics

at a glance

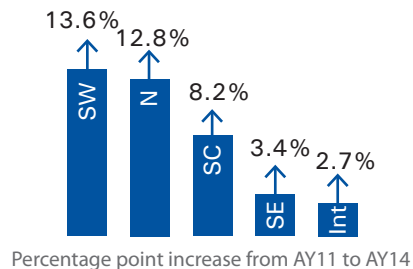
2015

## The power of the APS - positive outcomes for postsecondary education

Now in its fourth year, the Alaska Performance Scholarship is an invitation to excellence for Alaska students and schools. The merit-based scholarship provides an opportunity for eligible students to annually receive between \$2,378 and \$4,755 toward postsecondary studies at qualifying Alaska institutions. Over 9,600 high school graduates from the classes of AY11 through AY14 have met the requirements to become APS eligible, and 4,155 have gone on to make use of the scholarship.



Noteworthy:  
Use by eligible students  
has increased in every region



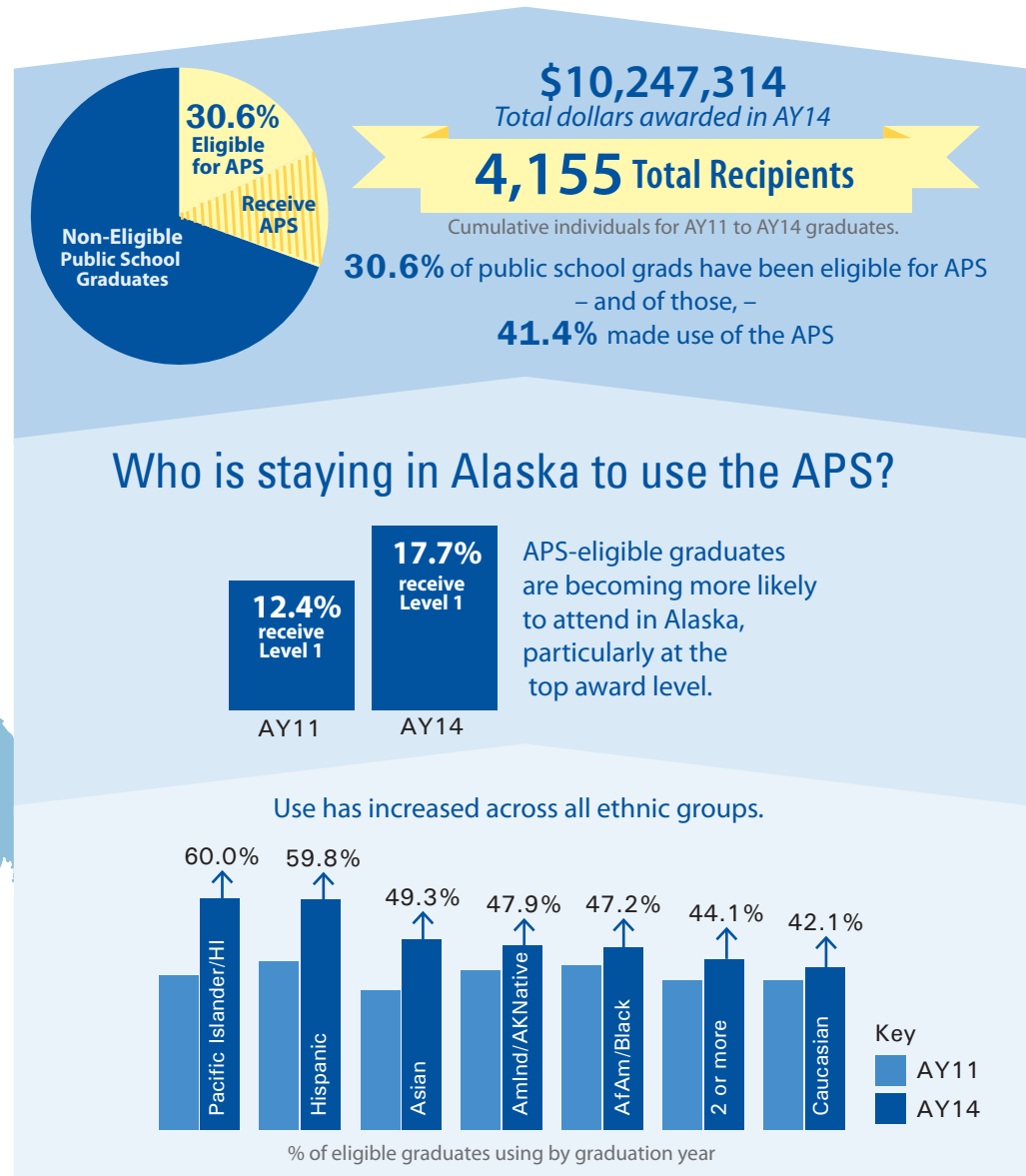
Noteworthy:

50/54

50 school districts have  
had APS-eligible graduates  
since the scholarship's inception

[APS.alaska.gov](http://APS.alaska.gov)

Read the 2015 APS Outcomes Report at: <http://1.usa.gov/1voh4gJ>





## APS recipients are:

Less likely to need remedial classes

More likely to:

enroll full-time

attempt more credit hours

stay enrolled and persist

All behaviors shown to:

chances of **INCREASE**  
**GRADUATION**

### Level 1 - up to \$4,755 per year

High School GPA 3.5  
ACT 25 or SAT 1680  
Specified high school curriculum

**38.0%**  
receive  
Level 1

### Level 2 - up to \$3,566 per year

High School GPA 3.0  
ACT 23 or SAT 1560  
Specified high school curriculum

**32.6%**  
receive  
Level 2

### Level 3 - up to \$2,378 per year

High School GPA 2.5  
ACT 21 or SAT 1450  
Specified high school curriculum

**29.4%**  
receive  
Level 3

"APS recipients are, by definition, better prepared for postsecondary education than students who are not eligible for the scholarship."

—2015 APS Outcomes Report

Career and Technical Education awards can be earned with both the Workkeys and ACT/SAT scores.

## How are they doing?

### UA Students Taking Remedial Courses

Require Remedial Classes  
Receiving APS

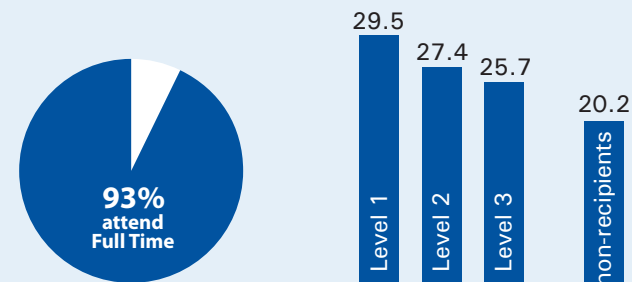


Require Remedial Classes  
Not-Receiving APS



1 in 6 APS first-time freshmen took remedial courses in fall 2014, compared to 1 in 2 of the non-recipients.

### UA Students' Course Load in Credits



AY14 First-time Freshmen

APS recipients enroll in more credit hours on average than non-recipients.

### Enrolled in Fall 2011 (first students to receive the APS)

APS Eligible

**75%** ARE STILL ENROLLED



— vs —

Not APS Eligible

**40%** ARE STILL ENROLLED

