

# **Alaska Department of Labor and Workforce Development**

**House Finance Subcommittee  
Performance Measures  
Commissioner Dianne Blumer  
February 7, 2013**



# Department of Labor and Workforce Development

---

**Mission: Provide safe and legal working conditions and advance opportunities for employment.**

**Core Services:**

- **Protect Alaska's workers** through statutory and regulatory assistance and enforcement.
- **Income replacement** for injured, unemployed, and permanently disabled workers.
- **Workforce development** to support Alaska hire and economic development.

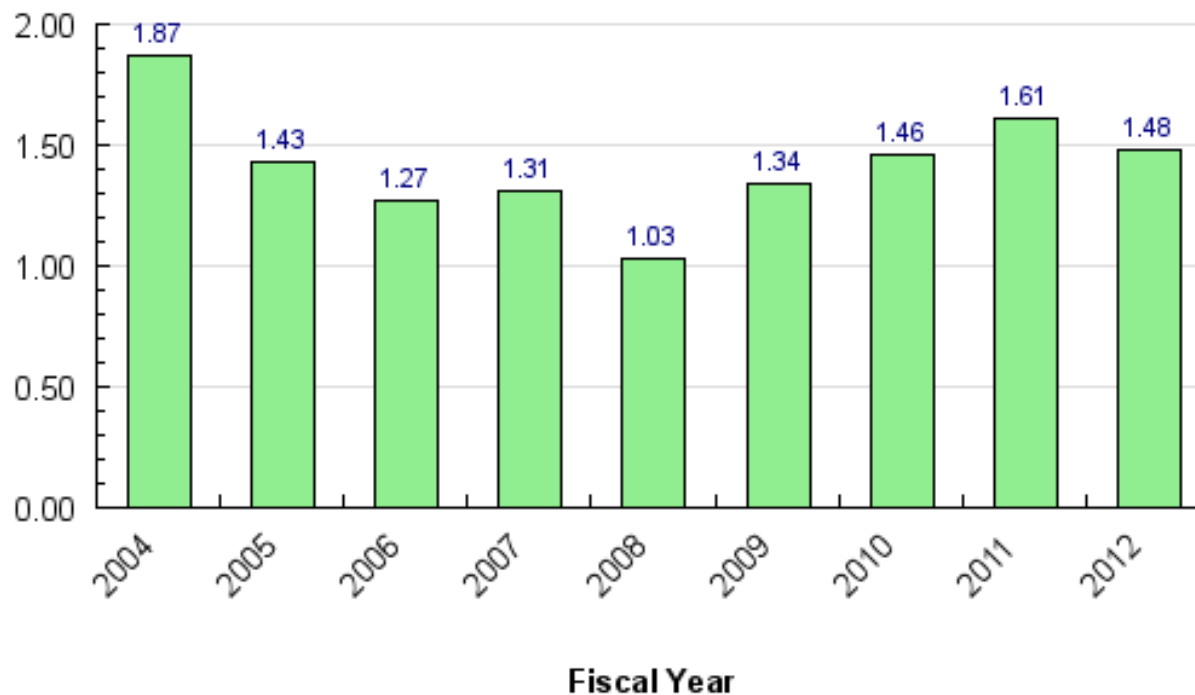
# Protect Workers

Protect  
Workers

Income  
Replacement

Workforce  
Development

**Five-Year Average Rate of Workplace Fatalities per 100,000 Employees  
(exceeded the three percent reduction target in FY2012)**



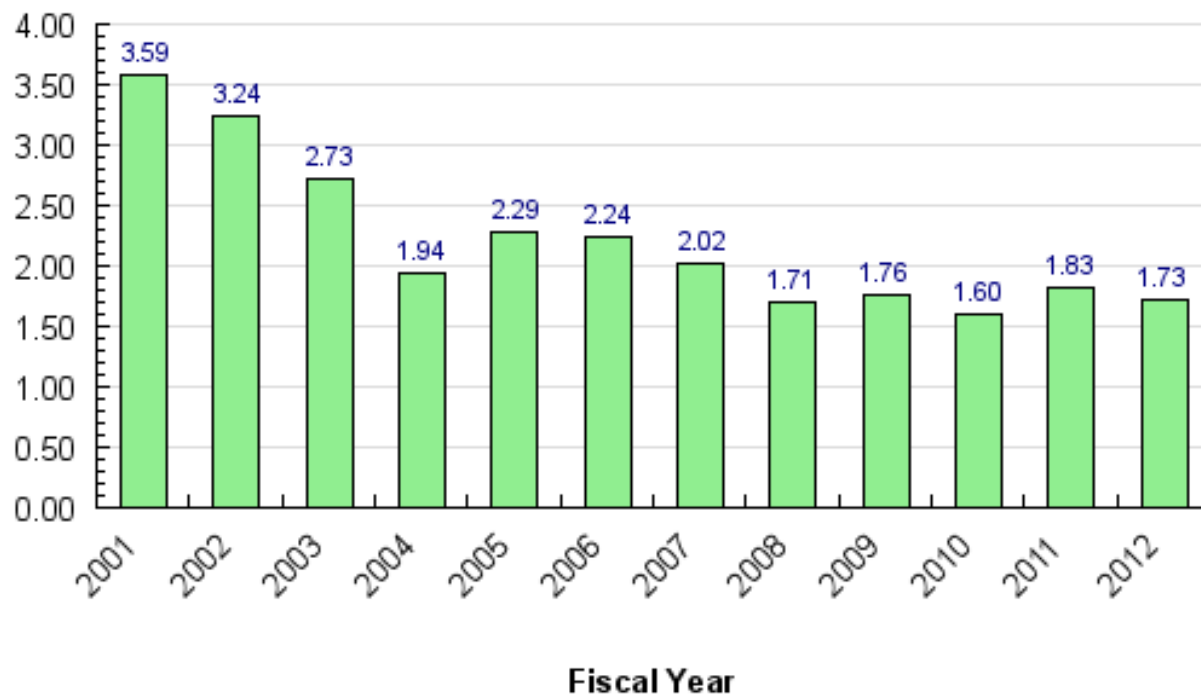
# Protect Workers

Protect  
Workers

Income  
Replacement

Workforce  
Development

**Workplace Lost Time Injuries and Illnesses Rate Per 100 Employees  
(exceeded the two percent reduction target in FY2012)**



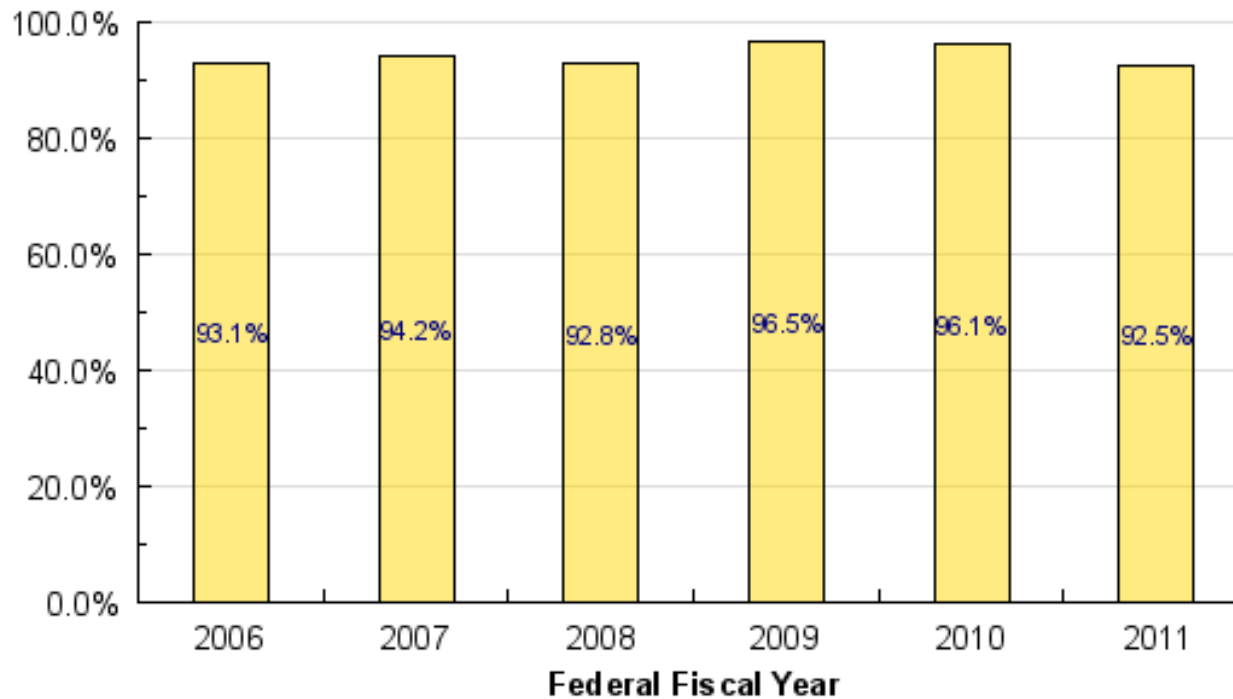
# Income Replacement

Income  
Replacement

Protect  
Workers

Workforce  
Development

**Percent of Initial Unemployment Insurance Payments Processed within 21 Days (exceeded the target of 87 percent in 2011)**



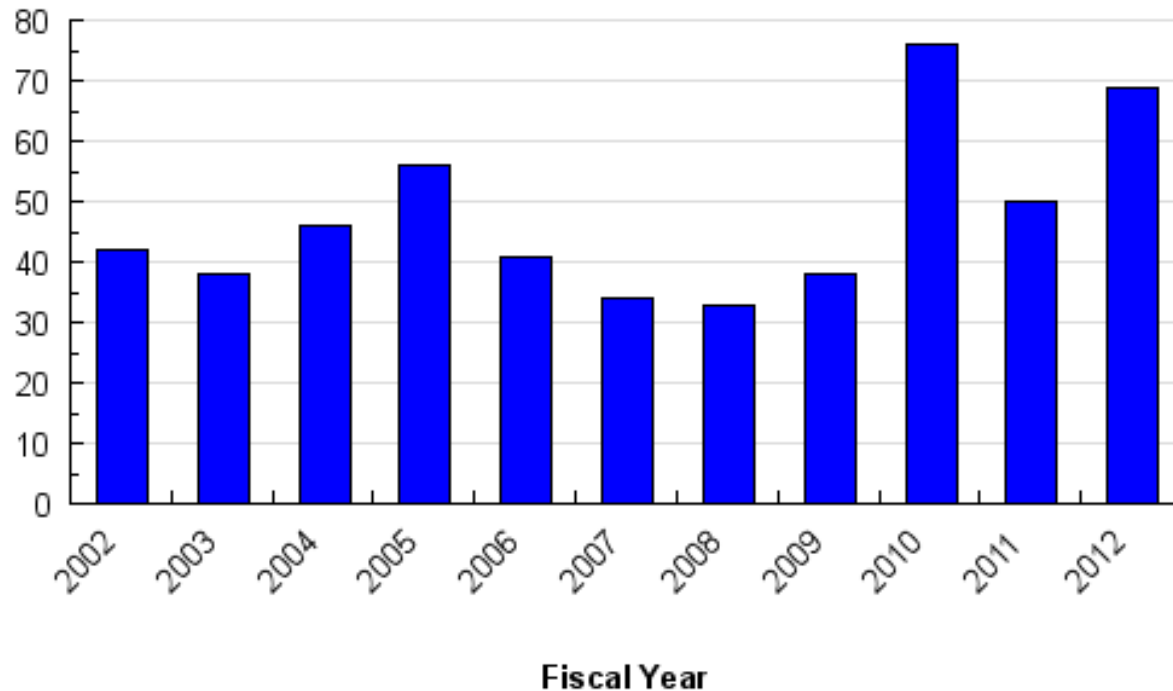
# Income Replacement

Income  
Replacement

Protect  
Workers

Workforce  
Development

**Average Number of Days to Process a Fishermen's Fund Claim (did not achieve the target of 30 days in FY2012)**

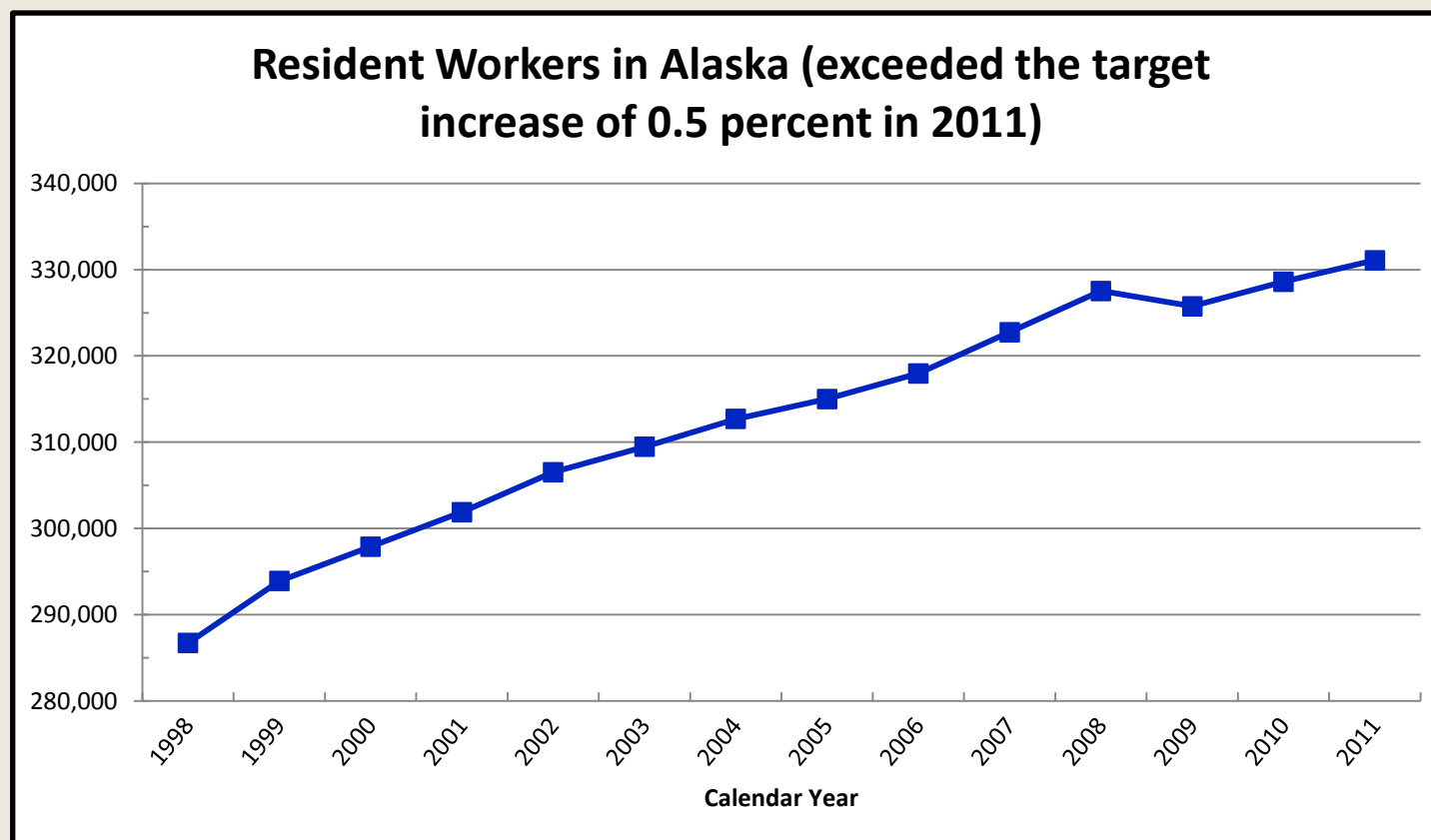


# Workforce Development

Workforce  
Development

Protect  
Workers

Income  
Replacement



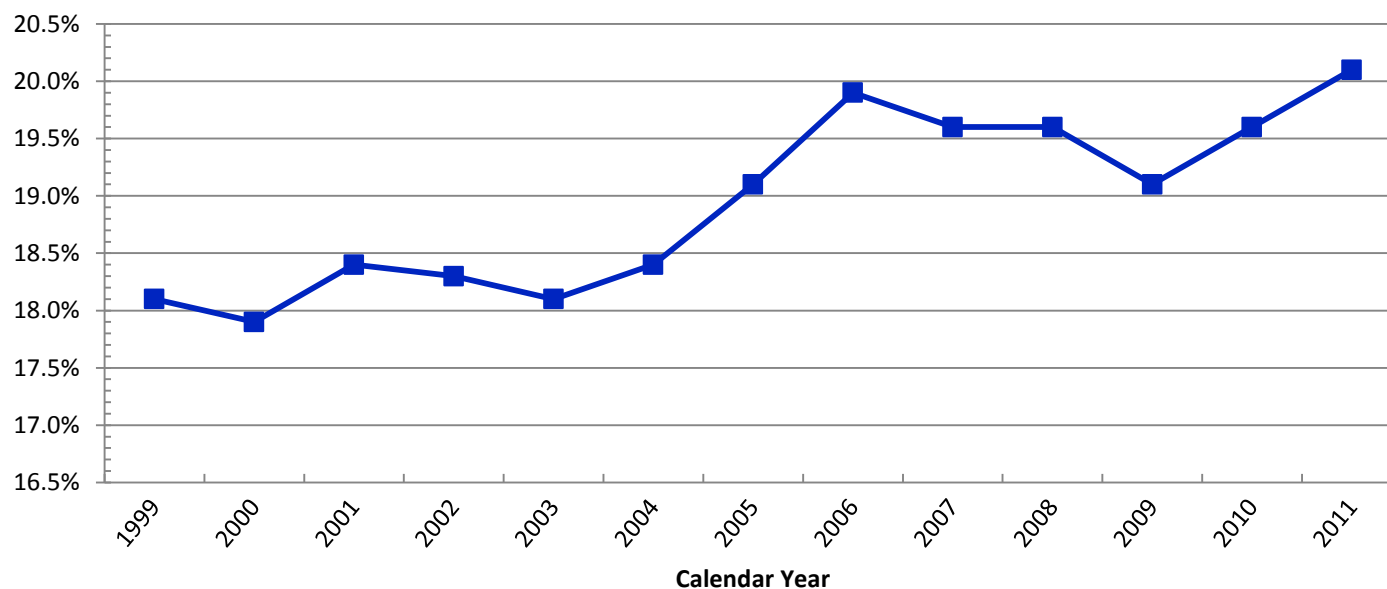
# Workforce Development

Workforce  
Development

Protect  
Workers

Income  
Replacement

**Percent of Nonresident Workers in Alaska (did not achieve the target of decreasing the percent of nonresident workers in 2011)**





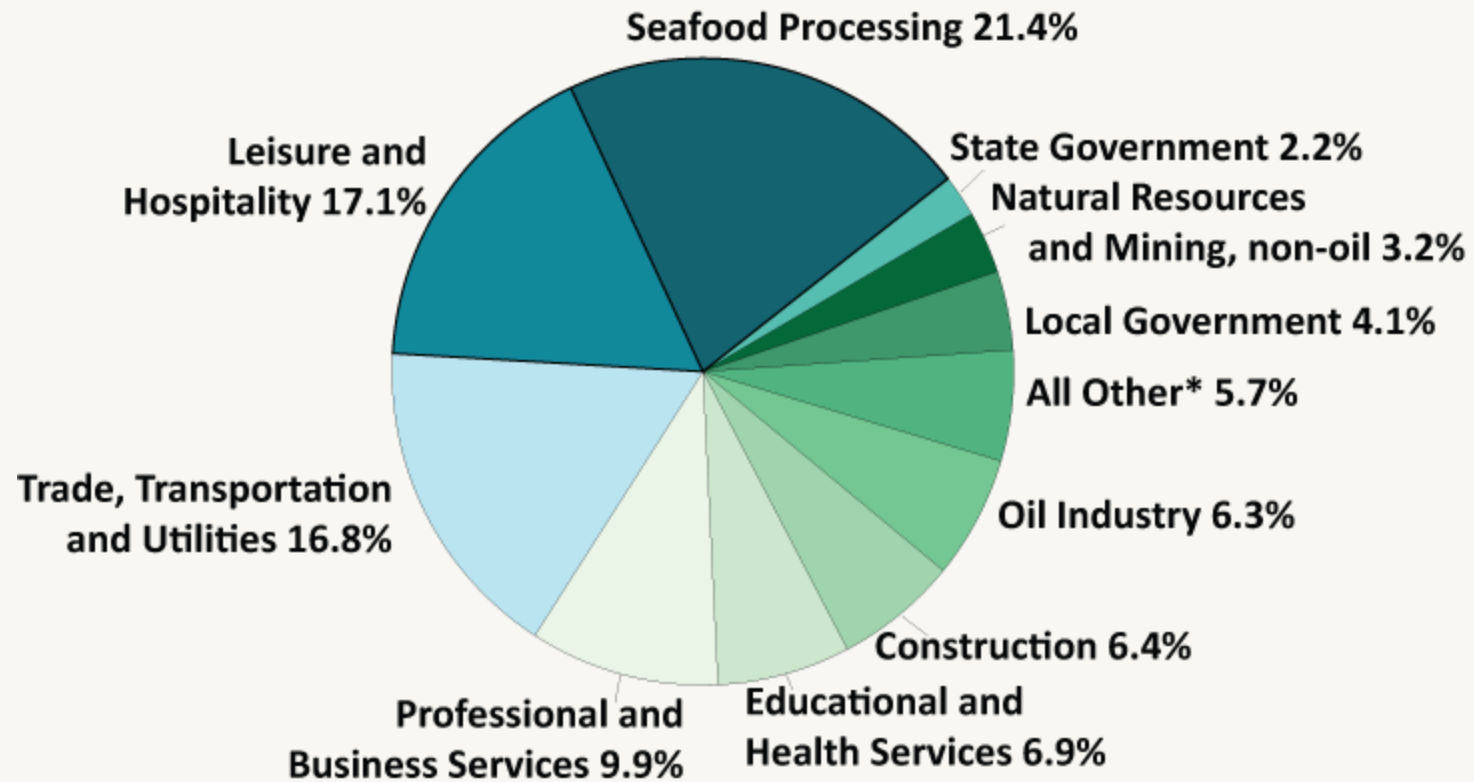
# Residency of Alaska's Workers

Workforce  
Development

Protect  
Workers

Income  
Replacement

## Nonresident Workers by Industry Alaska 2011



\*All other includes nonseafood manufacturing; information; financial activities; public administration; other services; and unclassified industries.  
Source: Alaska Department of Labor and Workforce Development, Research and Analysis Section

# Residency of Alaska's Workers



## Nonresident Workers for Select Industries Alaska 2011

Industry	Number of Workers	Percent of Workers
Seafood Processing	17,897	76.6%
Accommodation and Food Services	12,018	29.3%
Mining	6,660	31.8%
Transportation and Warehousing	6,058	24.3%
Construction	5,314	20.4%
Health Care and Social Assistance	5,162	10.5%
Professional, Scientific, Technical Services	3,932	21.8%
Finance and Insurance	719	7.3%
<b>Total</b>	<b>83,488</b>	<b>20.1%</b>

Source: Alaska Department of Labor and Workforce Development, Research and Analysis Section

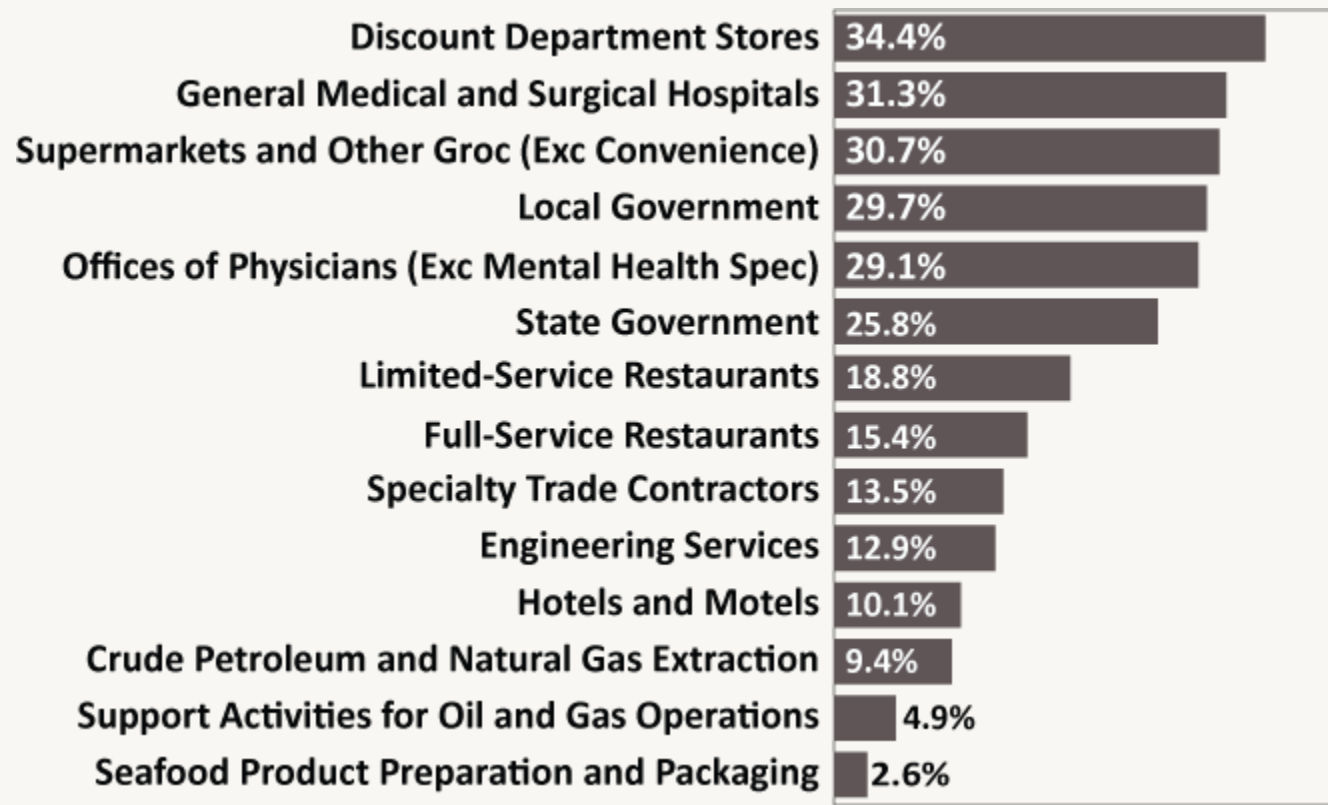
# Residency of Alaska's Workers

Workforce  
Development

Protect  
Workers

Income  
Replacement

## Nonresidents Who Became Residents for Select industries Alaska 2011



Source: Alaska Department of Labor and Workforce Development, Research and Analysis Section

# Residency of Alaska's Workers

Workforce  
Development

Protect  
Workers

Income  
Replacement

## Occupations with the Largest Number of Nonresident Workers Alaska private sector 2011

Occupation	Resident workers	Nonresident workers	Percent nonresident
Seafood Processing Workers, Except Surimi and Fish Roe	3,217	13,030	80.2%
Retail Salespersons	11,614	2,583	18.2%
Maids and Housekeeping Cleaners	3,423	1,697	33.1%
Cashiers	8,999	1,636	15.4%
Meat, Poultry, and Fish Cutters and Trimmers	715	1,605	69.2%
Waiters and Waitresses	3,826	1,564	29.0%
Combined Food Prep and Serving Workers, Including Fast Food	5,437	1,311	19.4%
Construction Laborers	5,177	1,238	19.3%
Cooks, Restaurant	1,910	1,116	36.9%
Food Preparation Workers	3,469	1,110	24.2%

Source: Alaska Department of Labor and Workforce Development, Research and Analysis Section

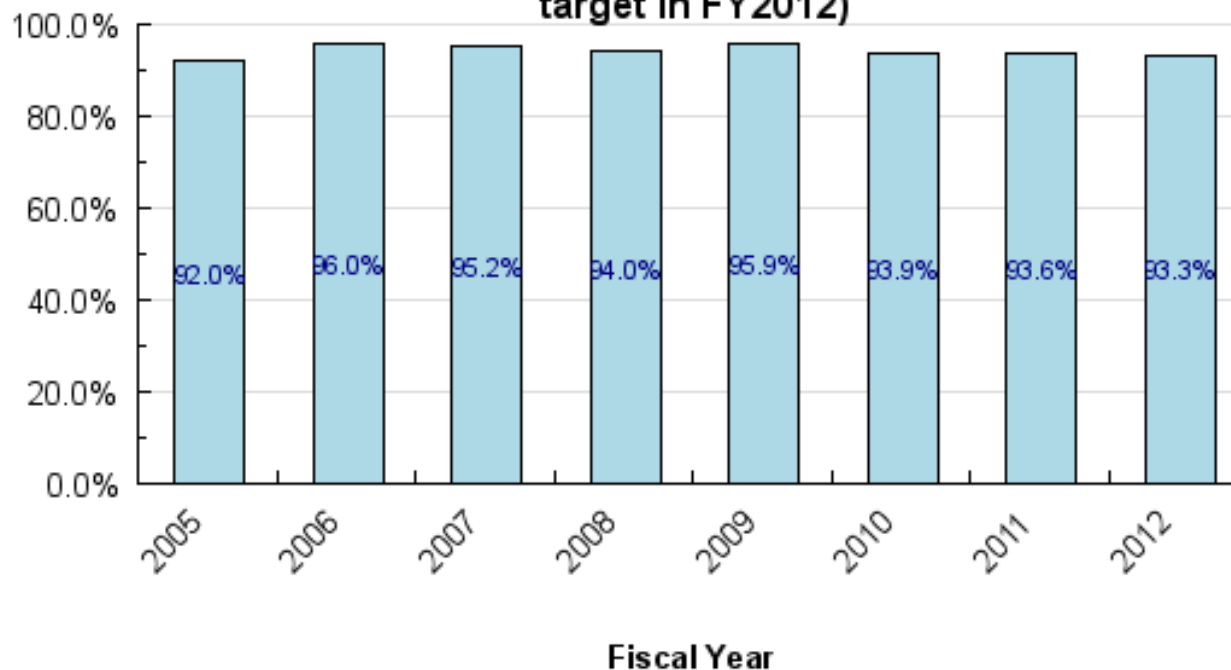
# Workforce Development

Workforce  
Development

Protect  
Workers

Income  
Replacement

**Percent of Workforce Investment Act and State Training and Employment Program Training Completers Employed (did not achieve the 95 percent target in FY2012)**



# STEP - State Training and Employment Program



STEP is funded by a percentage of employee contributions to the Alaska unemployment insurance trust fund and provides training and/or re-employment assistance to unemployed or underemployed workers.

<b>Total Training Participants</b>	<b>2,080</b>
------------------------------------	--------------

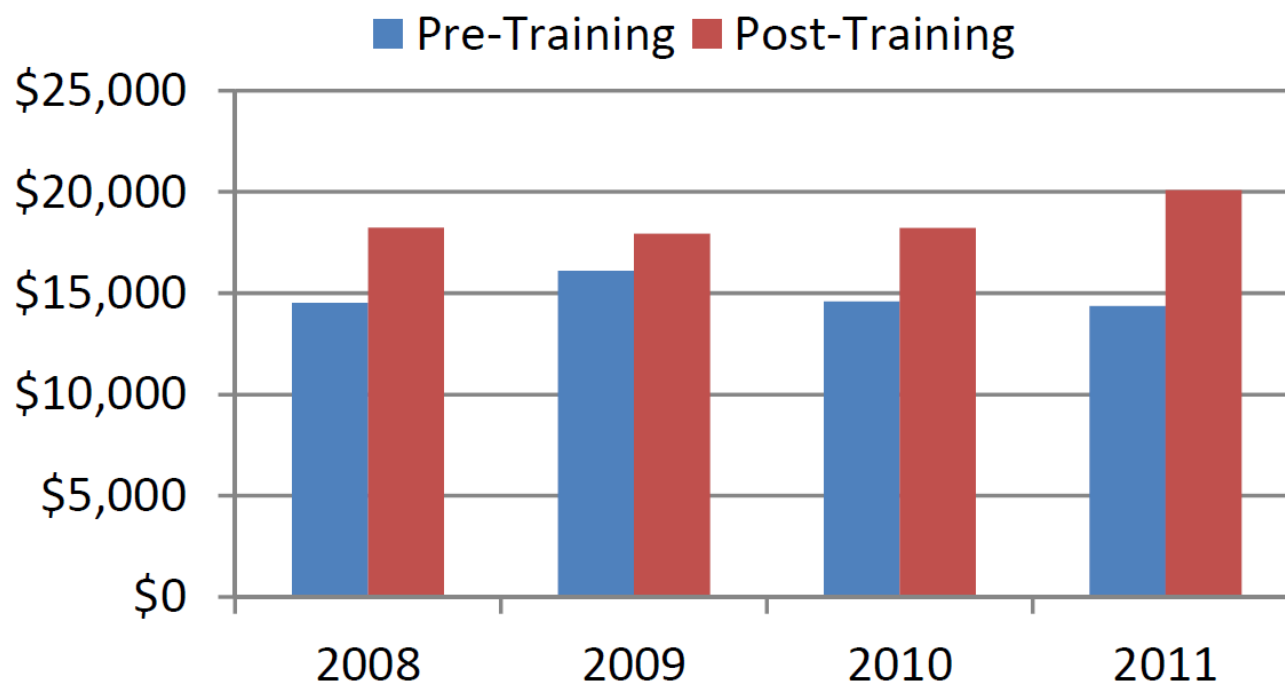
- |   |                 |
|---|-----------------|
| <ul style="list-style-type: none"><li>• <b>Percent of Alaskans Employed One Year After Leaving Training Program</b> (includes federal employment, Department of Defense, and Department of Defense or Office of Personnel Management)</li></ul> | <b>80.8%</b>    |
| <ul style="list-style-type: none"><li>• <b>Median Quarterly Wages</b> (7-12 Months After Exit)</li></ul>  | <b>\$20,091</b> |

Source: Alaska Department of Labor and Workforce Development, Research and Analysis Section

# STEP - State Training and Employment Program

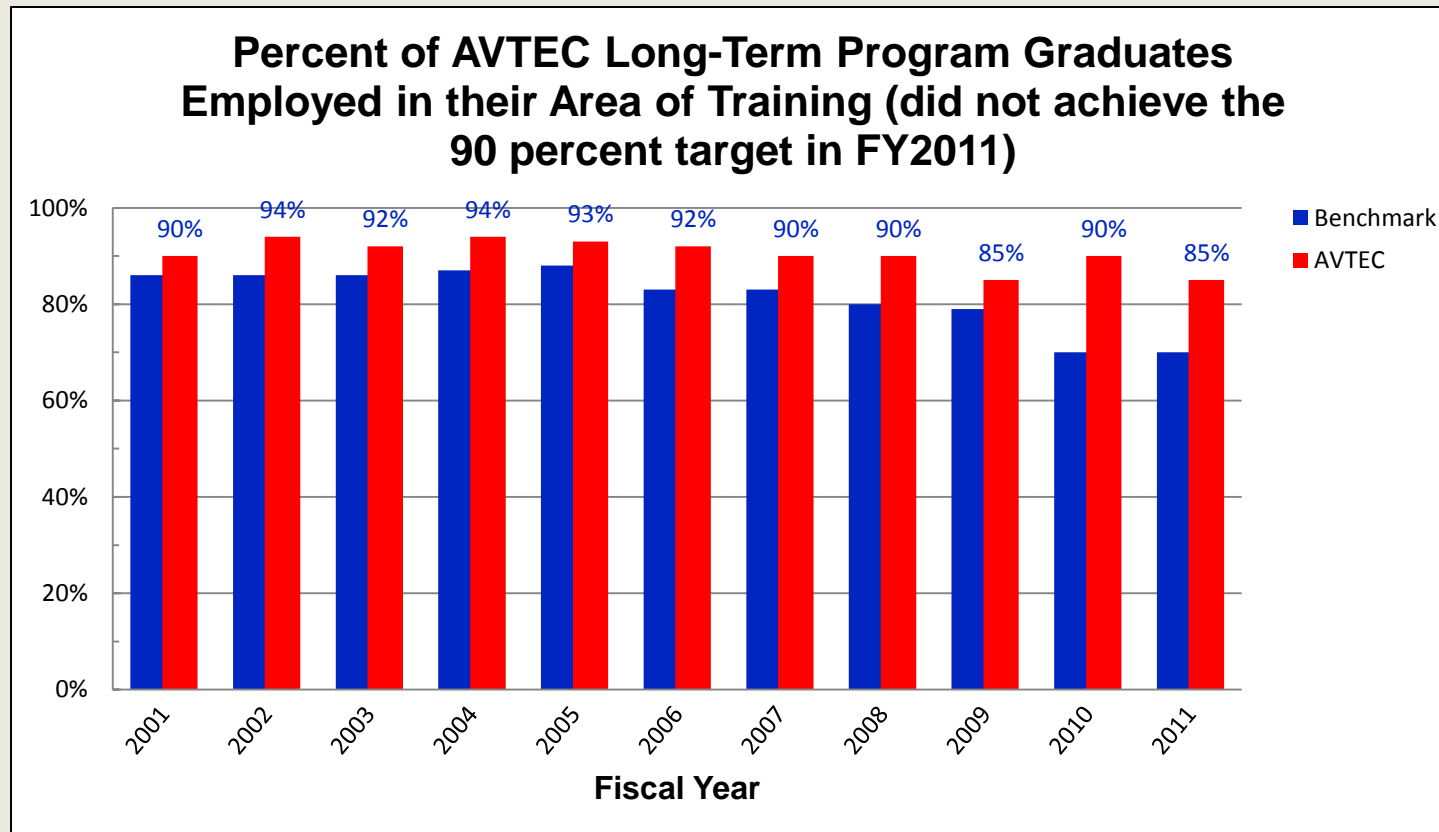


Median Total Wages  
Pre- & Post-Training (Months 7-12)



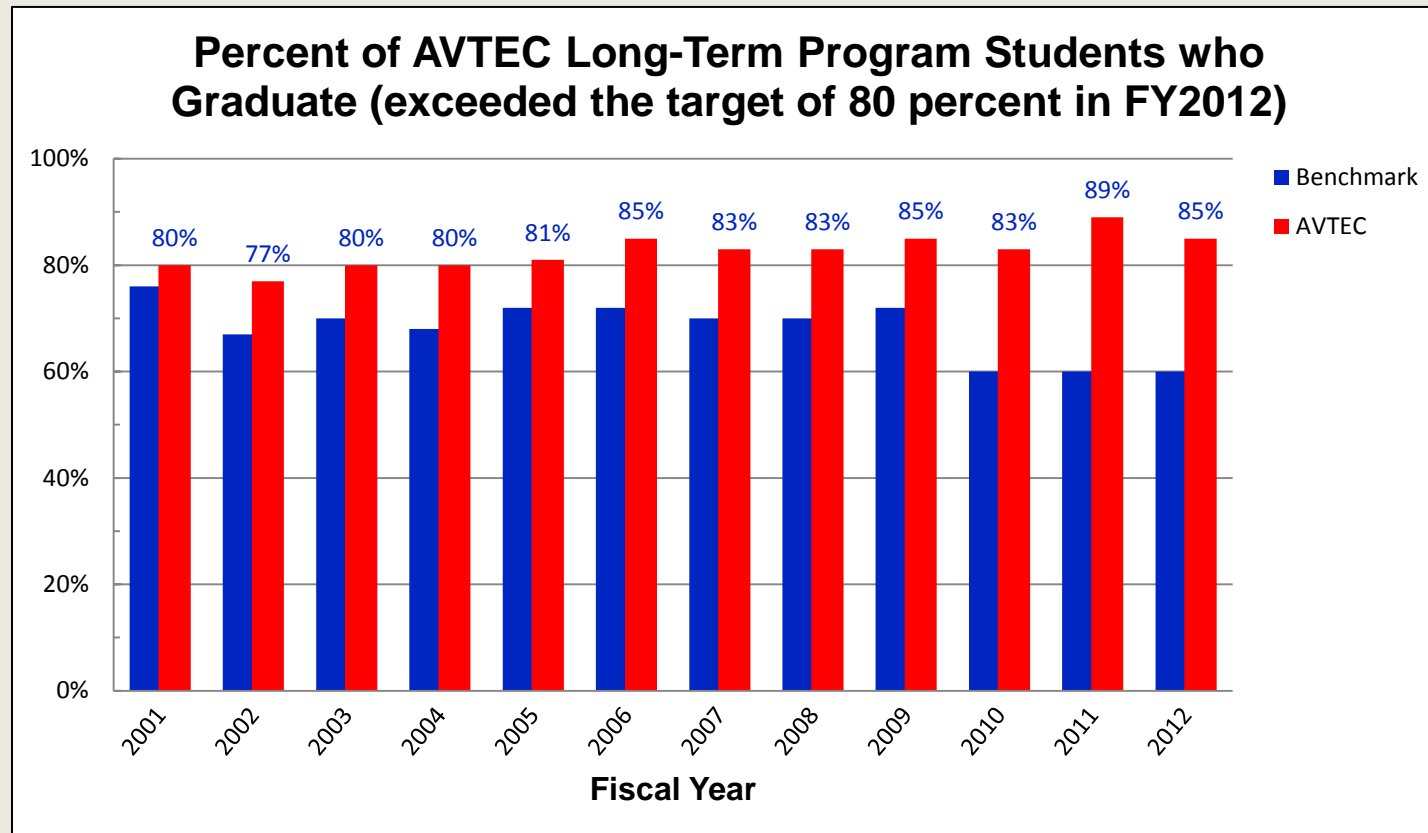
Source: Alaska Department of Labor and Workforce Development, Research and Analysis Section

# Workforce Development





# Workforce Development



# STEP - State Training and Employment Program



## Alaska Vocational Technical Center (AVTEC)

<b>Total Training Participants</b>	<b>653</b>
------------------------------------	------------

- Percent of Alaskans Employed One Year After Leaving Training Program (includes federal employment, Department of Defense, and Department of Defense or Office of Personnel Management) **70.1%**
- Median Quarterly Wages (7-12 Months After Exit) **\$12,262**

Source: Alaska Department of Labor and Workforce Development, Research and Analysis Section



**For More Information  
Please Contact**

**Commissioner Dianne Blumer  
PO Box 111149  
Juneau, AK 99811-1149  
Phone: 465-2700**