



PRISONER REENTRY & RECIDIVISM

Senate Judiciary Overview

MISSION STATEMENT

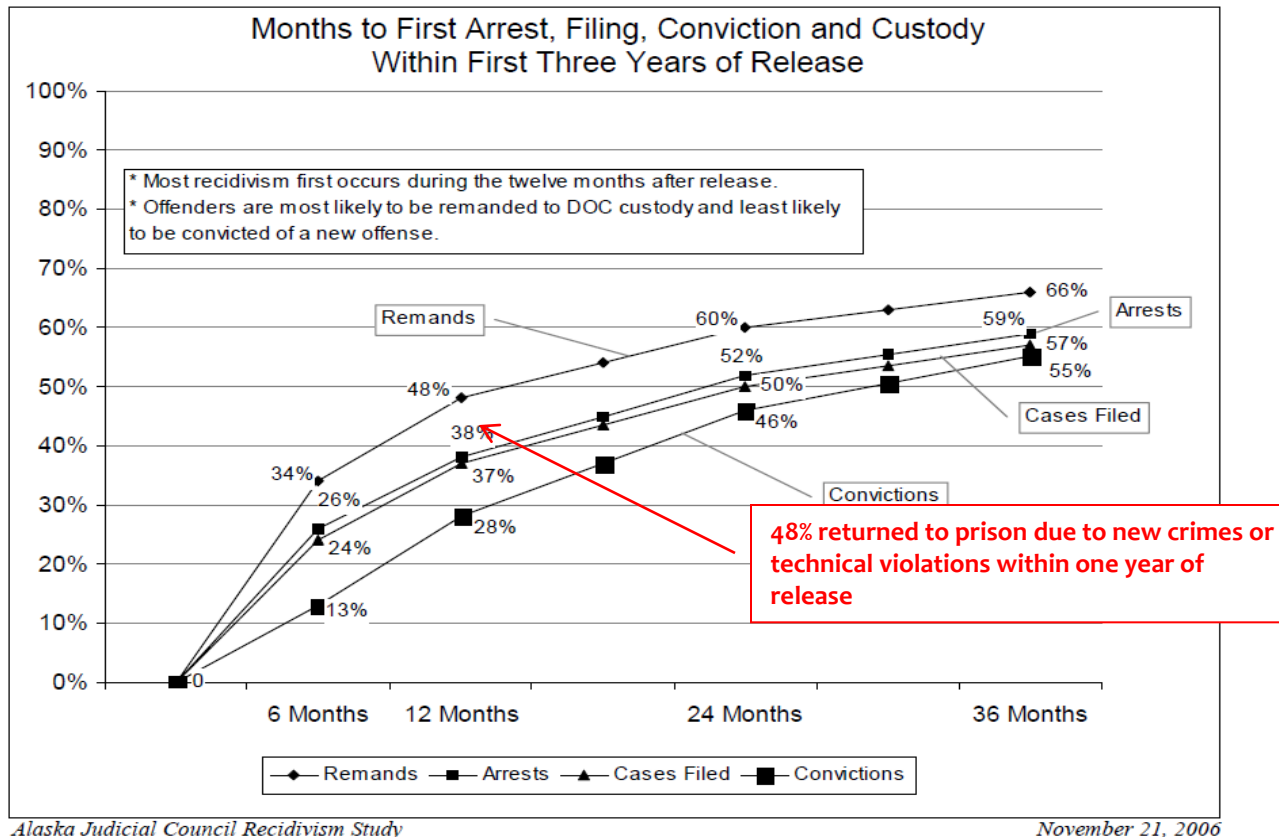
*The Alaska Department of Corrections provides secure confinement, reformatory programs, and **a process of supervised community reintegration** to enhance the safety of our communities.*

GOALS

- Protect the public
- Reduce recidivism
- Delay the need for the construction of a new prison for sentenced offenders
- Ensure that incarcerated offenders spend their time in custody productively
- Work collaboratively with stakeholders to achieve these goals.

ALASKA RECIDIVISM RATES

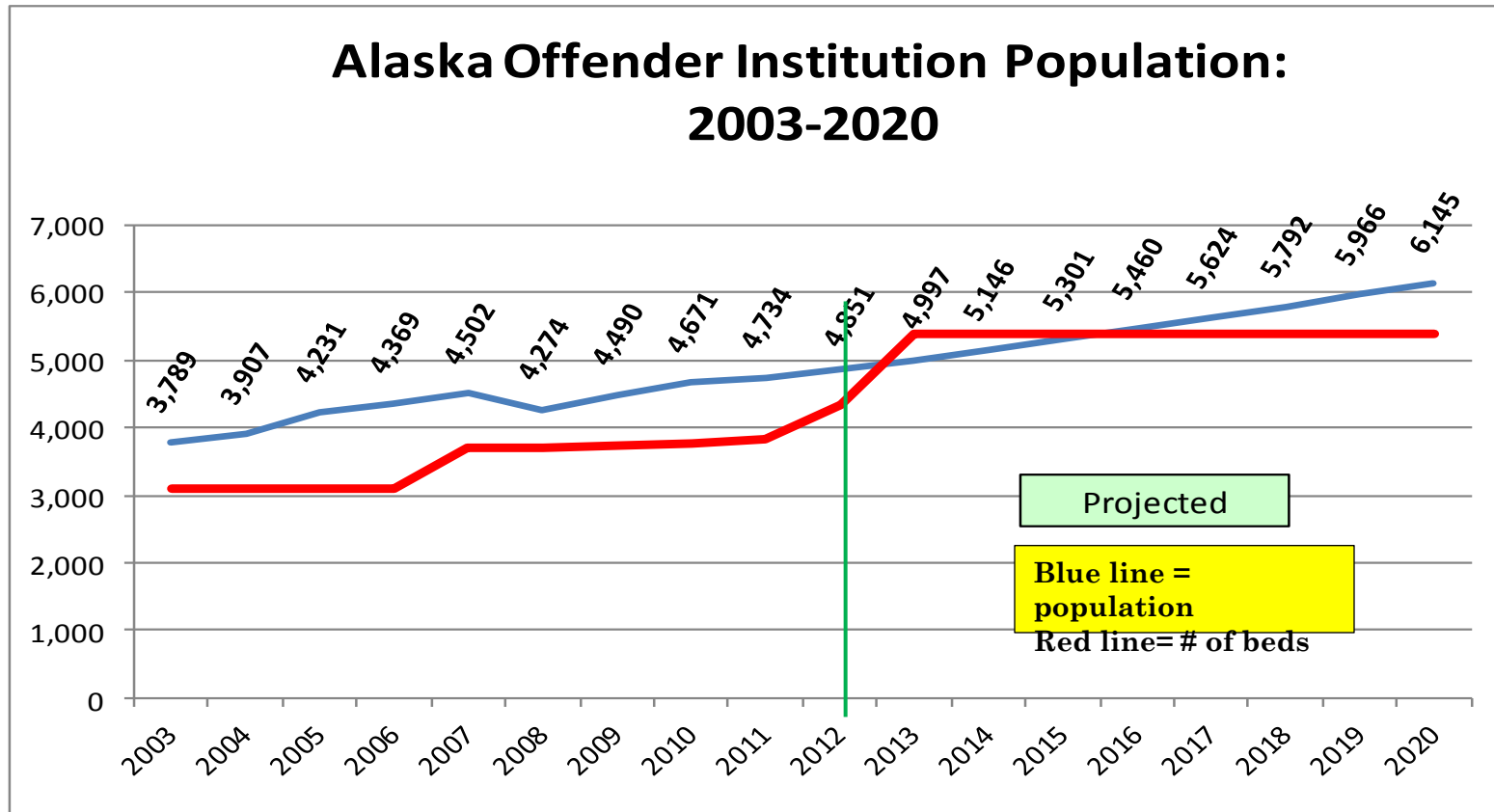
The Judicial Council established the release date for each offender in its sample, and then determined how many arrests, cases filed, convictions, and remands to custody the offender had at different times after that release date. This showed how soon after release the offender came into contact with the justice system.



INCREASING COSTS

- DOC's overall operating budget has increased from around \$167 million in 2005 to over \$323 million in 2013.
- Goose Creek Correctional Center cost approximately \$250 million to construct - *annual operating costs are around \$51 million*
- DOC's daily cost of incarceration increased from \$110 per inmate for 2005 to over \$147 in 2013
- Medical care costs in Anchorage have almost doubled in the past decade (56.2%), compared to national average of only 29.8%. (*Alaska Economic Trends, July 2012*)

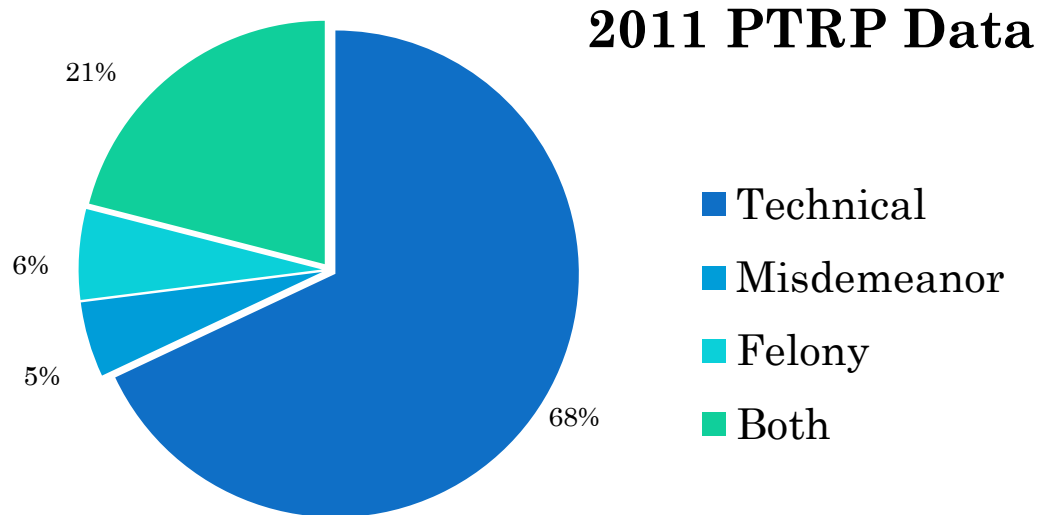
Institutional Inmate Population 2003 - 2020



From 2003 to 2012, the annual average inmate population grew slightly less than 3% per year. Projections are based on a 3% growth rate. Based on this rate, inmate population is estimated to reach 6,145 by 2020.

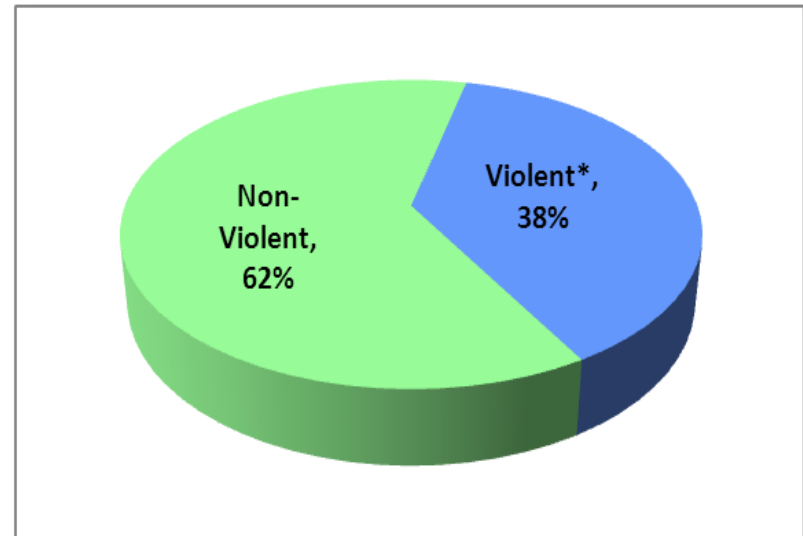
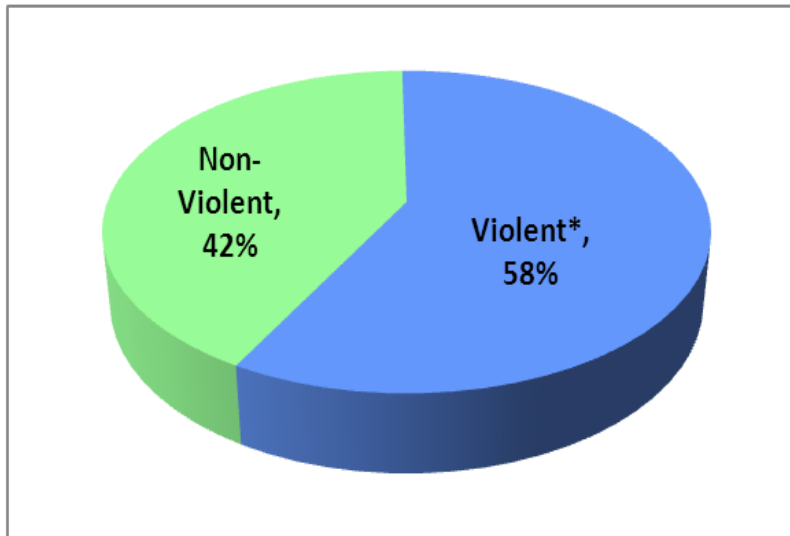
HIGH PROBATION VIOLATIONS

- Jail admissions for probation violations increased from 1,641 in 2002 to 2,755 in 2010.
- Probation caseloads increased over 20% during the same time frame.
- In 2011, more than 50% of the 6,000 probationers had a Petition to Revoke Probation filed.



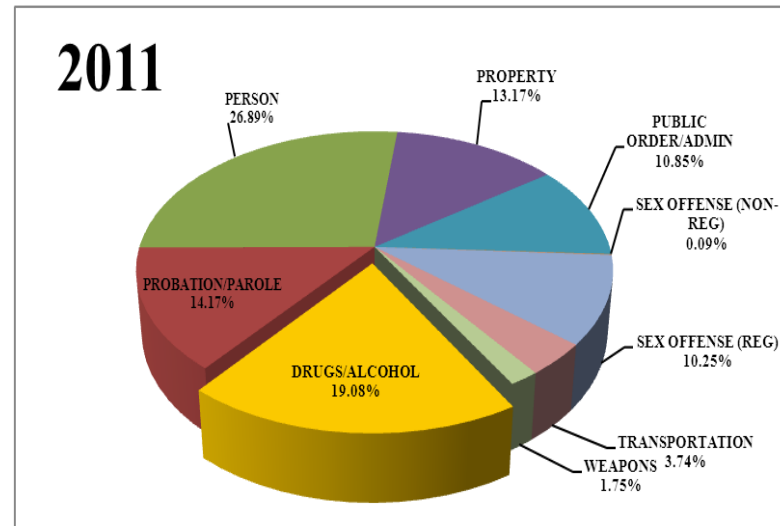
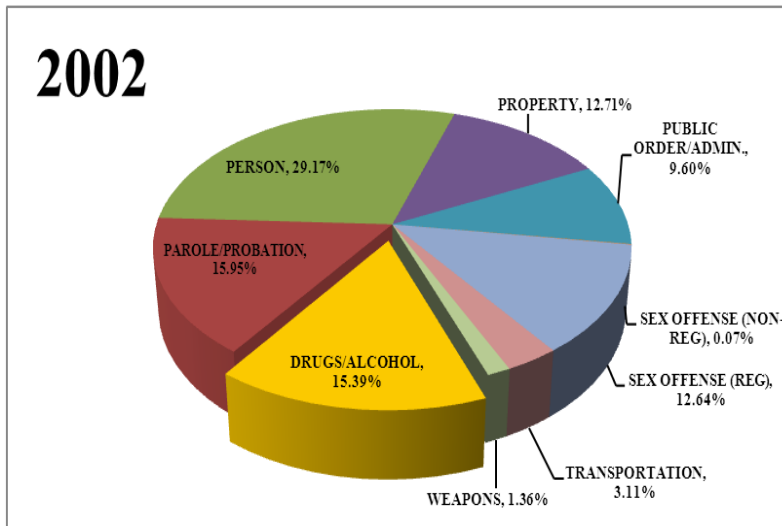
INCREASING NON-VIOLENT POPULATION

- 62% inmates are incarcerated for non-violent crimes. Violent crimes include all crimes against a person, including registerable sex offenses.



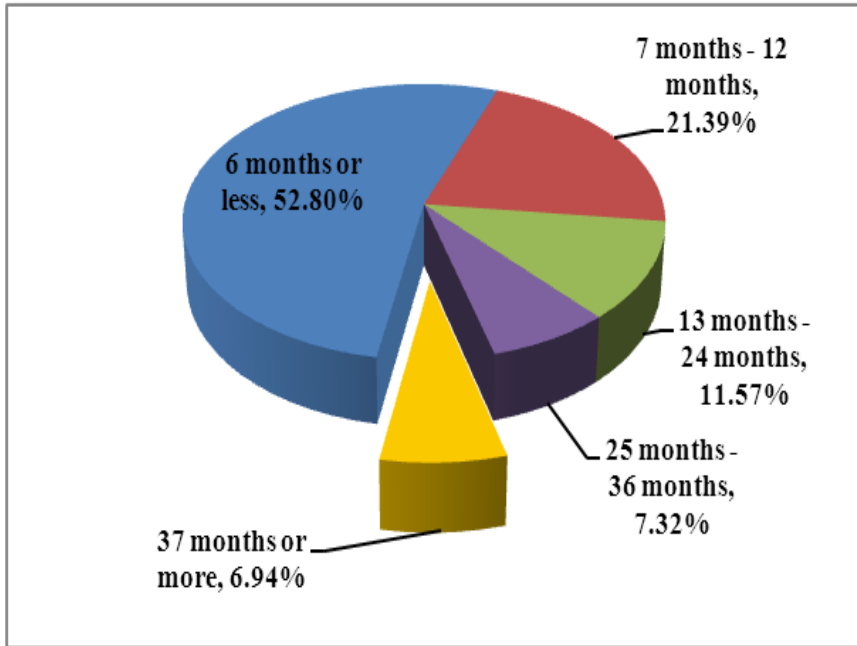
MORE DRUGS AND ALCOHOL

- In 2002, 15.39% of offenders in Alaska were incarcerated for drug or alcohol offenses. By 2011, Alaska offenders incarcerated for drug or alcohol offenses increased to 19.08%.

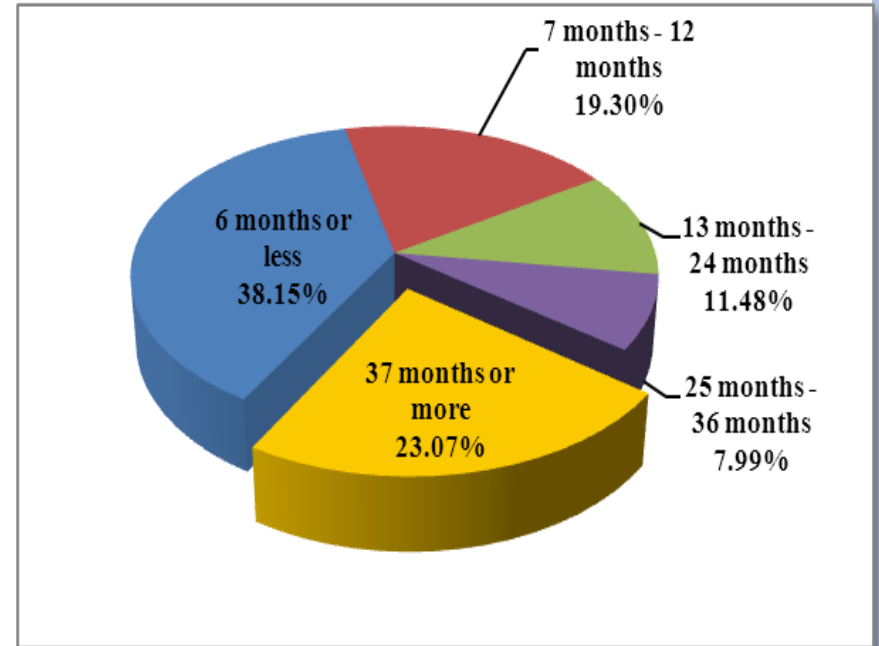


LONGER LENGTH OF STAY

As of December 31, 2002



As of December 31, 2011



THREE PRINCIPLES OF EFFECTIVE CORRECTIONAL INTERVENTION

Principles

Description

Risk Principle

Devote your time, energy and resources to moderate and high risk cases.

Need Principle

Target the criminogenic needs of moderate and high risk offenders (i.e. the dynamic risk factors that, when changed, will change the probability of an offender's recidivism).

Responsivity Principle

General: Design your efforts around behavioral and cognitive-behavioral techniques.

Specific: Tailor your efforts to the individual abilities (strengths), style, culture and personality of the client.

FOCUSING ON BEHAVIOR CHANGE

FROM

- Custody/ monitoring
- Agency isolation
- Unproven methods
- Measuring inputs
- Offender failure

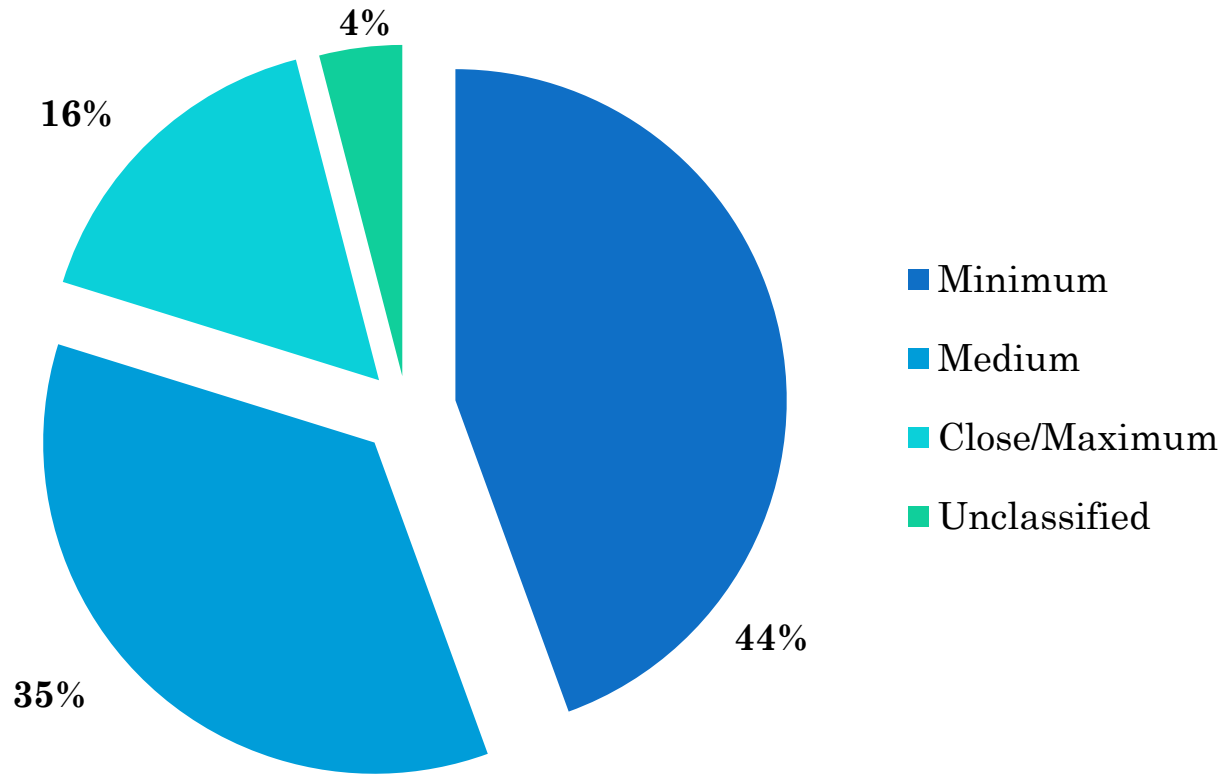
TO

- Behavior change
- Collaboration
- Using what works
- Measuring outcomes
- Offender success and improved public safety

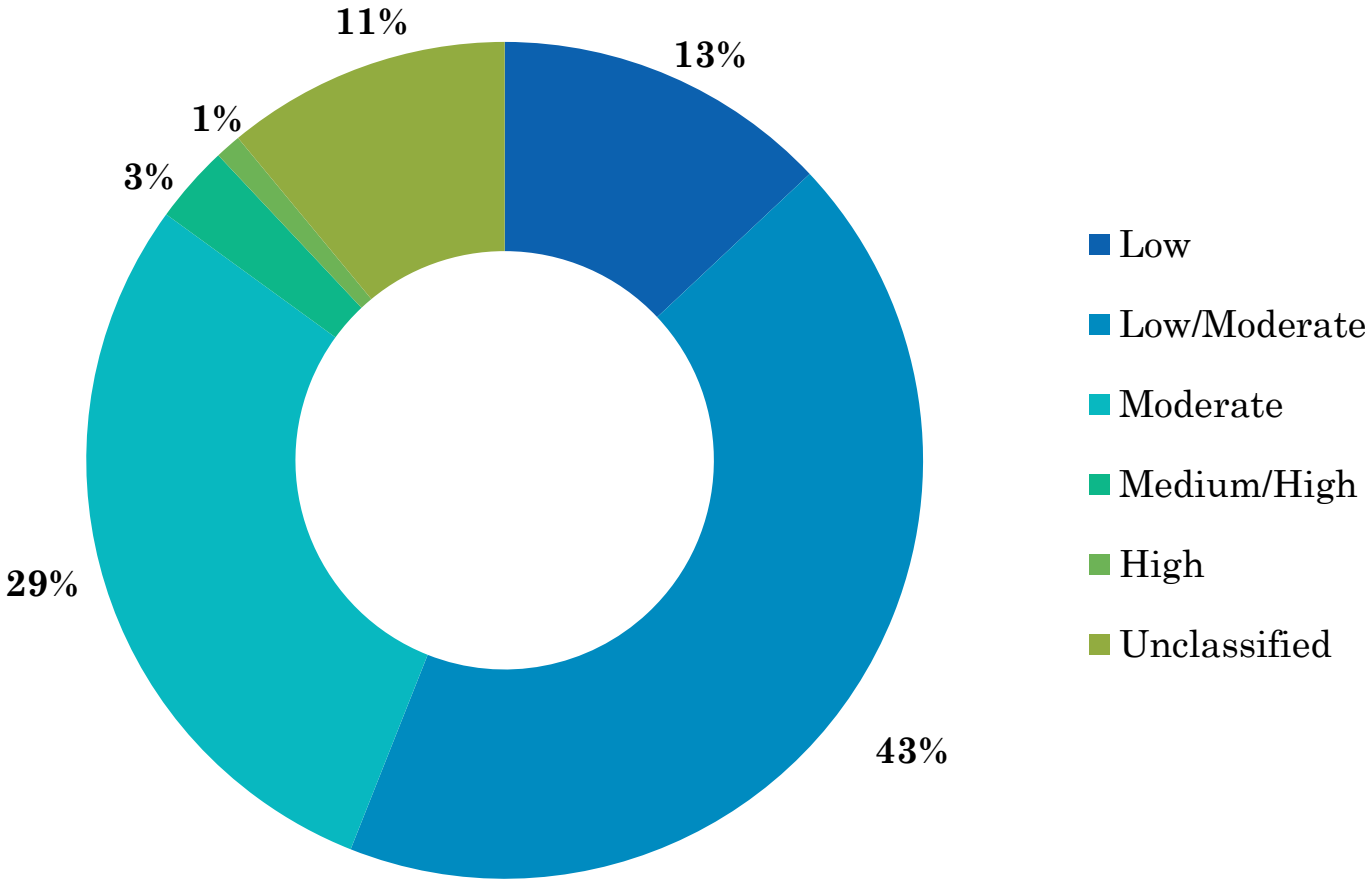
ASSESSING RISK

- DOC Classification Policies have been updated to emphasize behavioral incentives that encourage compliance with programming and other expectations.
- DOC Offender Reentry policy including an Offender Management Plan (OMP) provides a road map for the prisoner to determine what programs are needed and will provide a means of measuring a prisoner's readiness for reentry into the community.
- Probation & Parole has received technical assistance from the National Institute of Corrections (NIC), and is in the process of modifying the current risk assessment protocols.

CUSTODY/RISK LEVEL



PROBATION/PAROLE RISK LEVELS



CRIMINOGENIC FACTORS

- **Anti-social values/beliefs/cognition**
Reduce anti-social cognition, recognize risky thinking and feelings.
- **Anti-social companions**
Reduce association with criminals, enhance contact with pro-social peers.
- **Anti-social personality or temperament**
Build problem solving, self management, anger management, and skills for coping with restless/aggressive energy.
- **Family and/or marital**
Reduce conflict, build positive relationships and communication, enhance monitoring/supervision.

CRIMINOGENIC FACTORS (CONTINUED)

- **Substance abuse**

Reduce usage, reduce the supports for abuse behavior, enhance alternatives to abuse.

- **Employment**

Provide employment seeking and keeping skills.

- **Education**

Enhance performance rewards and satisfaction.

- **Leisure and/or recreation**

Enhance involvement and satisfaction in pro-social activities.

Sources: Adapted from Ed Latessa, University of Cincinnati/Gendreau and Andrews, 1990/PRI Effective Case Management Coaching Packet, CEPP, 2010

EXPANDING REHABILITATIVE PROGRAMS

| Programs | Capacity FY13 | Served FY12 | Completed FY12 | Wait List |
|-------------------------|------------------|----------------|-------------------|-----------|
| Substance Abuse | | | | |
| ○Assessment | N/A | N/A | 501 | N/A |
| ○LSSAT | 1,150 | 781 | 420 | 171 |
| ○RSAT | 210 | 140 | 110 | 209 |
| ○Aftercare | 800 | 270 | 106 | N/A |
| Education | | | | |
| ○Adult Basic Ed | N/A | 970 | N/A | N/A |
| ○GED | N/A | N/A | 251 | N/A |
| ○Vocational Ed | Varies | 1,935 | 1,347 | N/A |
| Faith-Based Pgms | | | | |
| ○Faith-Based Pgms | 143 | 108 | 46 | N/A |

- Probationer Accountability with Certain Enforcement (PACE): Pilot program began in Anchorage Superior Court in July 2010.
- Provides swift, certain and proportionate sanctions to **70 high risk felony** probationers who had an established pattern of noncompliance with court ordered conditions of probation
- **Results:** Alaska Judicial Council 9/16/11 Preliminary Evaluation shows
 - PACE appears to be successful at reducing positive drug tests. 66 percent of the PACE probationers were free of any positive drug tests during their first three months on PACE.
 - In contrast, prior to their enrollment in PACE, only 20 percent of those probationers were free of positive drug tests.

PRISONER REENTRY TASK FORCE

- **Purpose** of the task force is to reduce Alaska's recidivism rate and thereby improve public safety and the overall health of Alaska's communities.
- **Workgroups**
 - Misdemeanor Workgroup
 - Substance Abuse Workgroup
 - Employment work group
- **Regional Reentry Coalitions**
 - Anchorage
 - Kenai
 - Mat-Su Valley
 - Dillingham
 - Juneau