



Division of Juvenile Justice

Mission: Hold juvenile offenders accountable for their behavior, promote the safety and restoration of victims and communities, and assist offenders and their families in developing skills to prevent crime.

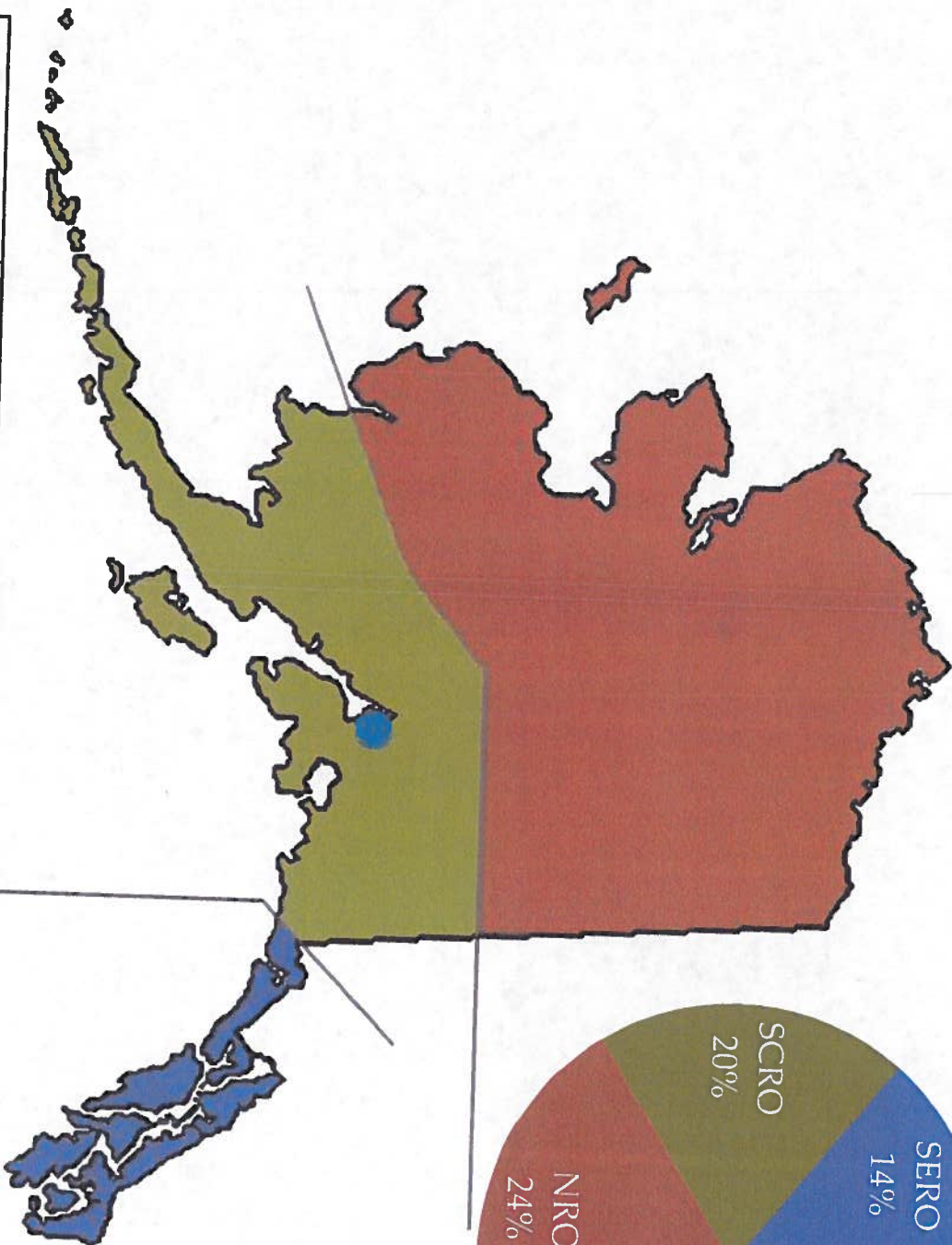
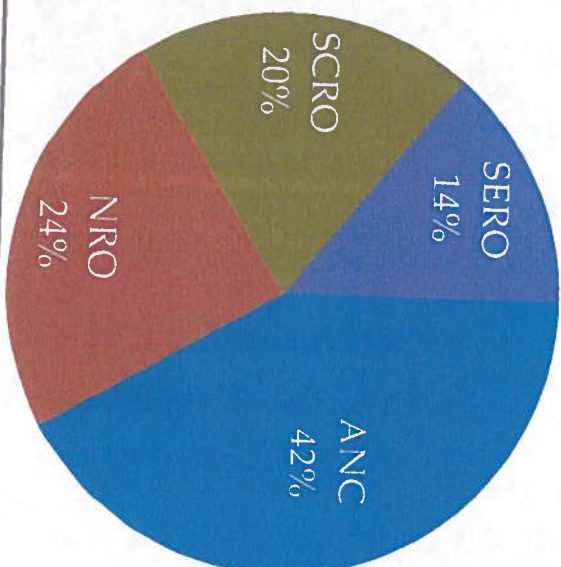
DJJ Core Services

1. Intake investigation
2. Probation Services
3. Short Term Detention
4. Long term Secure Treatment
5. Skill Development



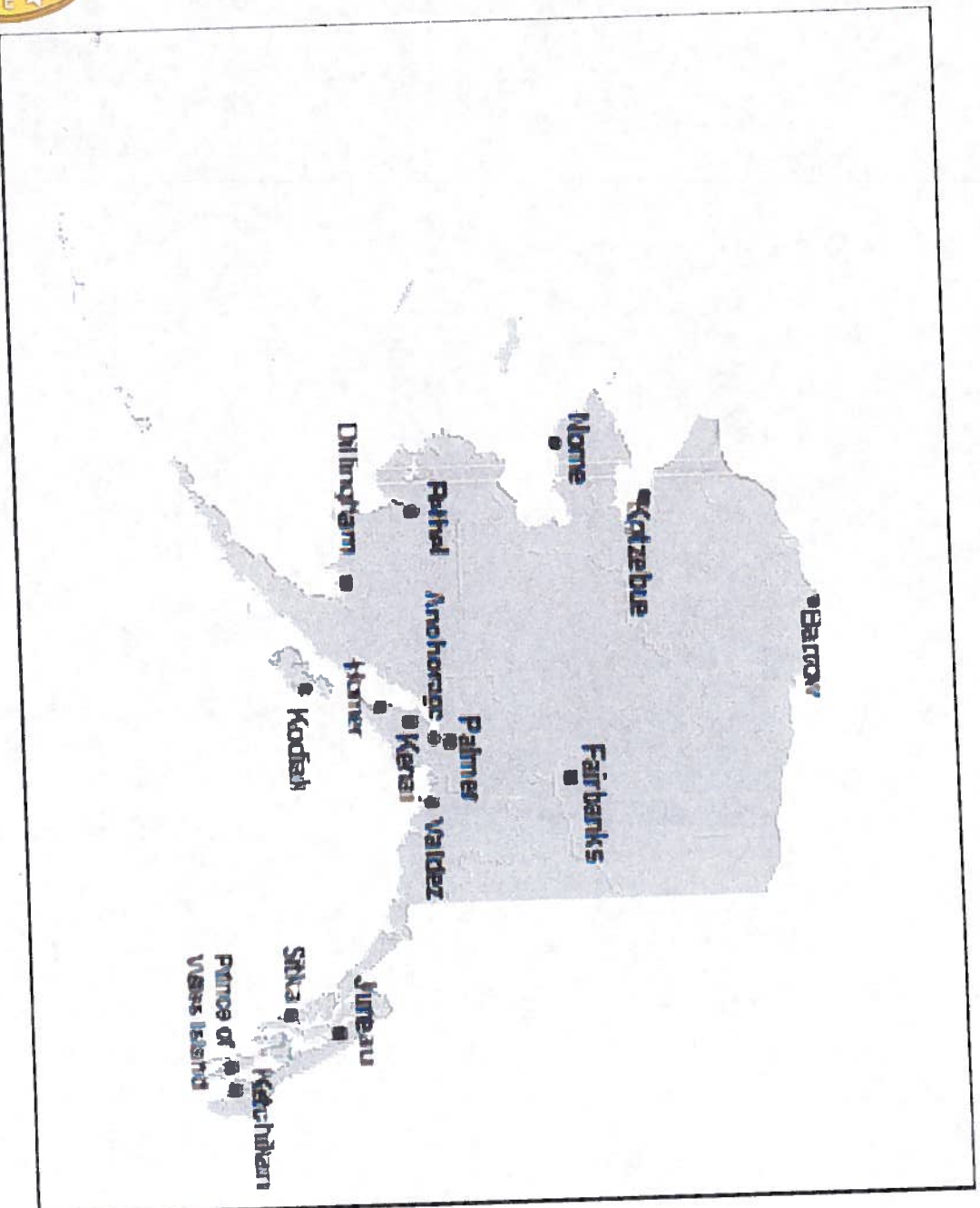



FY2012 Referrals



FY 2012 Referrals	ANC		NRO		SCRO		SERO		Total
	1609	42%	940	24%	765	20%	545	14%	
									3859

16 Probation Offices






Fairbanks



Nome



Bethel




Kenai

Division of Juvenile Justice Facilities



Ketchikan



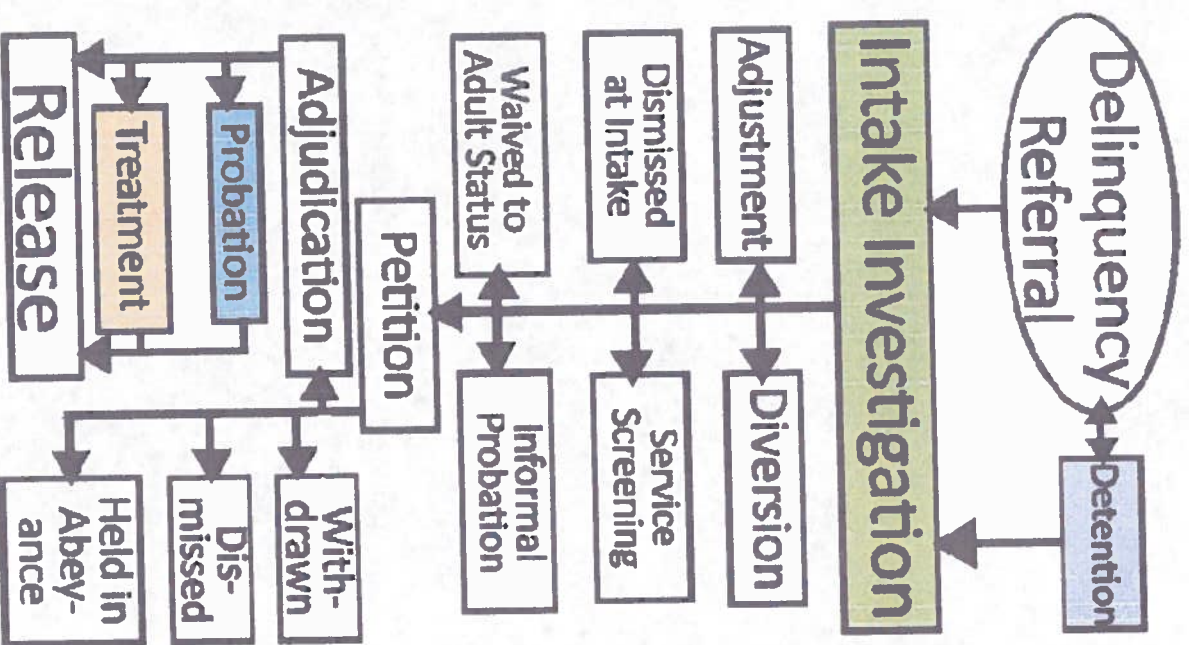
McLaughlin



Juneau



Palmer



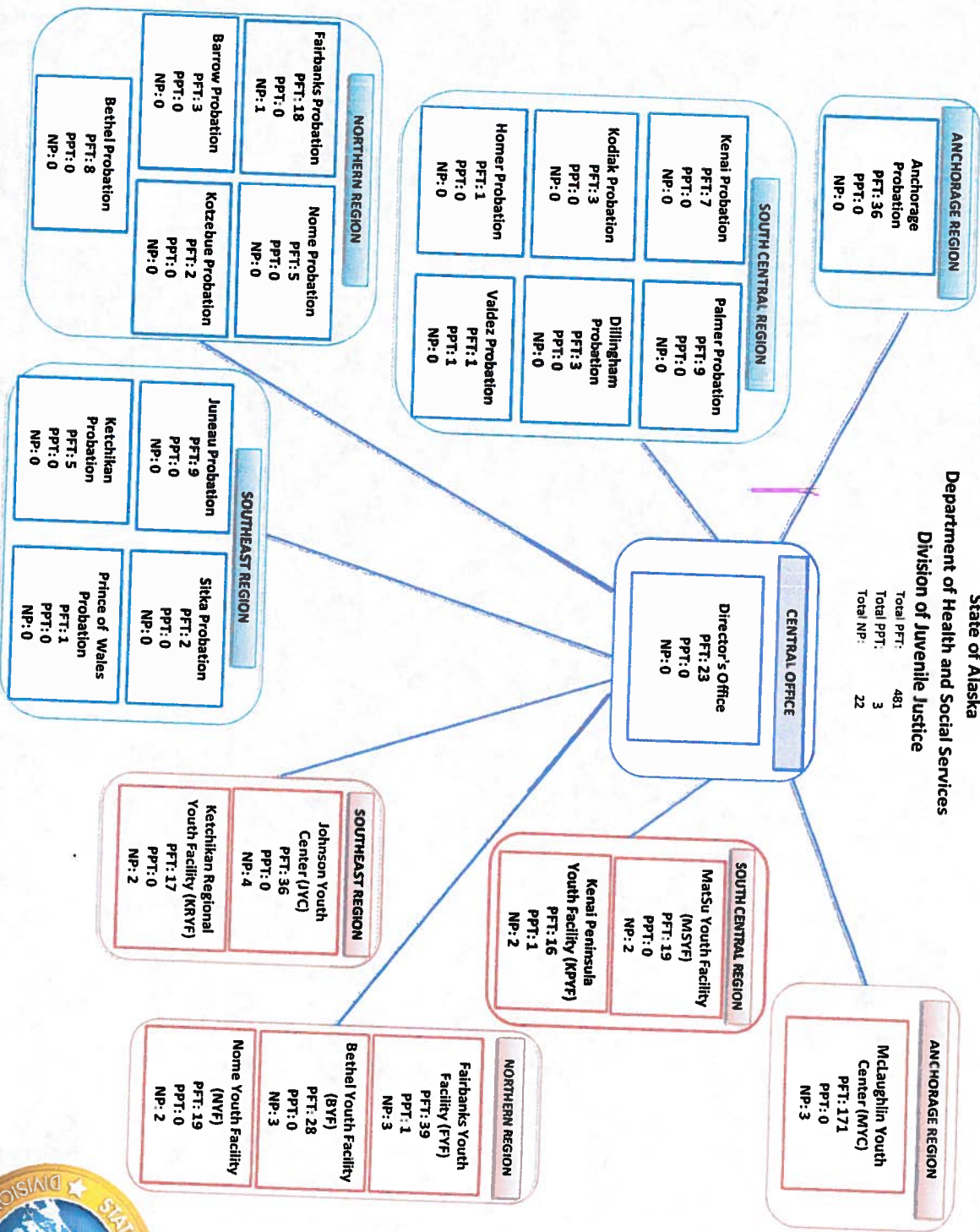
Flowchart of the Juvenile Justice System



DJJ Organizational Chart

State of Alaska
Department of Health and Social Services
Division of Juvenile Justice

Total PFT: 481
Total PPT: 3
Total NP: 22



FY2012 Major Accomplishments

- Data-Driven Decisions
- Trauma Informed Care



FY2013 Status Updates

- Five PCNs to meet minimum requirements for grave shift coverage
- Mental Health Clinician IV (Mental Health Trust Authority Authorized Receipts, new funding)
- Rural Specialist (MHTAAR, ongoing funding)



FY2014 Increment Requests

- \$400.0 Health Services for Youth in Juvenile Justice Facilities
- \$150.0 Trauma Informed Care (\$75K General Fund, \$75K MHTAAR)
- \$152.9 Mental Health Clinician Oversight in Youth Facilities (MHTAAR ongoing)
- \$110.9 Rural Coordinator (MHTAAR ongoing)



2013 Legislature - Operating Budget Transaction Compare - Governor Structure Between Adj Base and Gov

Numbers and Language
Differences
Agencies: H&SS
Appropriations: Juvenile Justice

Agency: Department of Health and Social Services

Juvenile Justice McLaughlin Youth Center Health Services for Youth in Juvenile Justice Facilities	Column	Trans Type	Total Expenditure	Personal Services	Travel	Services	Commodities	Capital Outlay	Grants	Misc	PFT	PPT	THP
	Gov	Inc	400.0	0.0	0.0	183.0	0.0	0.0	217.0	0.0	0	0	0
Medical costs within the Division of Juvenile Justice continue to rise. As contracts with providers are renewed, we are consistently seeing an increase in the cost to obtain services. For the last several years, the division has required supplemental funding to cover the cost of medical services that youth in our secure, locked facilities require. In FY2010, the division requested and received \$136.0 to cover medical costs above what was budgeted. In FY2011, the amount requested and received was \$450.0 and in FY2012, the amount requested and received was \$627.50													

The division is requesting an increment in the amount of \$400.0 to fund medical expenses that are above and beyond what is budgeted. The division is in the process of implementing a procedure to ensure that insurance information is collected at the time youth enter our secure facilities. That way, if a youth needs medical attention, the family's insurance will be billed as primary and the division will cover any remaining costs. The division anticipates that some costs will be covered by a family's insurance, but the amount is unknown at this time and will remain that way until the division directive is in place. And of course there are many unknowns from year to year as to who will have health insurance. The division expects that between the additional fees that will be covered by family insurance and the \$400.0 increment, the division's costs for various medical, dental, and psychiatric services will be appropriately funded for FY2014 and beyond.

The division is not required by statute to provide medical, dental, and psychiatric needs to youth in our facilities and the federal Medicaid laws do not allow youth that are incarcerated to be covered by Medicaid, so the division is required to pick up these costs. If this increment is not funded, then the division will continue to request supplemental funding on an annual basis.

The division's core services impacted by this request are: short-term secure detention and court ordered institutional treatment for juvenile offenders.

For the last several years, the Division of Juvenile Justice has required supplemental authority to cover the cost of health (medical, psychiatric, dental, etc.) services that youth in our secure, locked facilities require. The division has looked at the average cost for the last three years for each facility and what is currently in the budget to cover these costs. Below is the anticipated amount needed for the McLaughlin Youth Center component to cover health service costs, based on a three-year average:

	Contracted Medical Expenses	Direct Client Services
Three Year Average	\$320.5	\$555.0
Budgeted	\$134.5	\$130.0
Difference:	\$186.0	\$425.0

The division is requesting an increment in the FY2014 budget as follows:

73000 - \$183.0
77000 - \$395.8

The division anticipates some of the difference in the amounts above will be made up by ensuring that insurance

2013 Legislature - Operating Budget Transaction Compare - Governor Structure Between Adj Base and Gov

Agency: Department of Health and Social Services

Numbers and Language
Differences
Agencies: H&SS
Appropriations: Juvenile Justice

Column	Trans Type	Total Expenditure	Personal Services	Travel	Services	Commodities	Capital Outlay	Grants	Misc	PFI	PPI	TMP
--------	------------	-------------------	-------------------	--------	----------	-------------	----------------	--------	------	-----	-----	-----

Juvenile Justice (continued) McLaughlin Youth Center (continued) Health Services for Youth in Juvenile Justice Facilities (continued)

Information is collected at the time youth enter our secure facilities and that it is billed as the primary and the division only pays the remaining costs. Although many of our youth do not come from families that have insurance, we anticipate seeing some savings in cost to the division by collecting health insurance information when possible.

1004 Gen Fund (UGF)	400.0		400.0	0.0	0.0	183.0	0.0	0.0	217.0	0.0	0	0	0
---------------------	-------	--	-------	-----	-----	-------	-----	-----	-------	-----	---	---	---

* Allocation Difference *

Probation Services

MH Trust: Dis Justice - Grant 4688 Div Juvenile Justice Trauma Informed Care

This project is a partnership between The Trust and the DHSS-Div. of Juvenile Justice (DHSS-DJJ). It will support the DHSS-DJJ efforts to implement Trauma Informed Care approach and principles statewide in its youth facilities and community supervision programs. In 2009, 70% of youth surveyed at the McLaughlin detention unit reported some history of traumatic abuse/neglect. Assisting DHSS-DJJ implement this approach statewide will increase the staff recognition regarding the pervasiveness of trauma experienced by youth, their understanding of the connection between a history of trauma and a youth's challenging behaviors, an emphasis on increasing youth emotional and behavioral regulations through coping skills and how to foster positive relationships with the youth. This will result in a decrease in youth requiring a restraint and/or room confinement, an overall increase in safety for staff and youth and overall more positive outcomes for DHSS-DJJ involved youth.

The FY14 increment support DHSS-DJJ efforts to become a trauma informed organization.

1037 GFIMH (UGF)	75.0		75.0	0.0	0.0	75.0	0.0	0.0	0.0	0.0	0	0	0
------------------	------	--	------	-----	-----	------	-----	-----	-----	-----	---	---	---

MH Trust: Dis Justice - Grant 4688 Div Juvenile Justice Trauma Informed Care

This project is a partnership between The Trust and the DHSS-Div. of Juvenile Justice (DHSS-DJJ). It will support the DHSS-DJJ efforts to implement Trauma Informed Care approach and principles statewide in its youth facilities and community supervision programs. In 2009, 70% of youth surveyed at the McLaughlin detention unit reported some history of traumatic abuse/neglect. Assisting DHSS-DJJ implement this approach statewide will increase the staff recognition regarding the pervasiveness of trauma experienced by youth, their understanding of the connection between a history of trauma and a youth's challenging behaviors, an emphasis on increasing youth emotional and behavioral regulations through coping skills and how to foster positive relationships with the youth. This will result in a decrease in youth requiring a restraint and/or room confinement, an overall increase in safety for staff and youth and overall more positive outcomes for DHSS-DJJ involved youth.

The FY14 increment support DHSS-DJJ efforts to become a trauma informed organization.

1092 MHTAAR (Other)	75.0		75.0	152.9	152.9	0.0	0.0	0.0	0.0	0.0	0	0	0
---------------------	------	--	------	-------	-------	-----	-----	-----	-----	-----	---	---	---

MH Trust: Dis Justice - 4302.01 Mental Health Clinician Oversight in Youth Facilities

The MH Trust: Dis Justice - Mental Health Clinician Oversight in the Division of Juvenile Justice (DJJ) Youth Facilities is a position that provides supervisory oversight to mental health clinicians (MHCs) in areas such as clinical service delivery, case consultation, development of training plans, and expertise related to confidentiality and ethical issues. In addition, this position works with DJJ senior management to further the integration and

2013 Legislature - Operating Budget Transaction Compare - Governor Structure Between Adj Base and Gov

Numbers and Language Differences
Agencies: H&SS
Appropriations: Juvenile Justice

Agency: Department of Health and Social Services

Column	Trans		Total	Personal Services	Travel	Services	Commodities	Capital Outlay	Grants	Misc	PFT	PPT	TTP
	Type	Expenditure											
Juvenile Justice (continued)													
Probation Services (continued)													
MH Trust: Dis Justice - 4302.01 Mental Health													
Clinician Oversight in Youth Facilities													
(continued)													
development of statewide behavioral health services within the 24/7 secure facilities as well as the probation services of DJJ. Currently, DJJ mental health clinical staff is located in six locations and provides services in eight juvenile facilities and two probation offices statewide.													

Juvenile Justice (continued)
Probation Services (continued)
MH Trust: Dis Justice - 4302.01 Mental Health Clinician Oversight in Youth Facilities
(continued)
development of statewide behavioral health services within the 24/7 secure facilities as well as the probation services of DJJ. Currently, DJJ mental health clinical staff is located in six locations and provides services in eight juvenile facilities and two probation offices statewide.

This project is a critical component of the Disability Justice Focus Area plan by ensuring there are quality mental health services available to Alaskan youth involved in the juvenile justice system statewide. The FY14 MHTAAR increment maintains the FY13 momentum of effort to perform the aforementioned services.

1092 MHTAAR (Other) 152.9
MH Trust: Dis Justice - Grant 3504.02 Div Gov Inch 110.9 110.9 0.0

Juvenile Justice Rural Re-entry Specialist
This project maintains a key component of the Disability Justice Focus Area by proactively engaging the local communities, treatment providers and natural supports in rural communities in a planning process to assist youth returning to their rural home communities. The project will assist rural communities in developing prevention and/or early intervention activities, make recommendations for training efforts, etc. to reduce the risk of local youth contact with the juvenile justice system, which in turn will decrease the risk of recidivism and the associated high costs of care within the juvenile justice system or out-of-home placement.

The FY14 MHTAAR increment maintains the FY13 momentum of effort to perform the aforementioned services.
1092 MHTAAR (Other) 110.9

**** Allocation Difference *	413.8	263.8	0.0	150.0	0.0	0.0	0.0	0.0	0.0	0.0	0.0	0.0	0.0	0.0	0.0	0.0	0.0	0.0	0.0	0.0	0.0	0.0	0.0	0.0	0.0
**** Agency Difference ****	813.8	263.8	0.0	333.0	0.0	0.0	0.0	0.0	0.0	0.0	0.0	0.0	0.0	0.0	0.0	0.0	0.0	0.0	0.0	0.0	0.0	0.0	0.0	0.0	0.0
**** All Agencies Difference ****	813.8	263.8	0.0	333.0	0.0	0.0	0.0	0.0	0.0	0.0	0.0	0.0	0.0	0.0	0.0	0.0	0.0	0.0	0.0	0.0	0.0	0.0	0.0	0.0	0.0

A	B	C	D	E	F	G	H	I	J	K	L	M	N	O	P	Q	R	S	T	U	V	W	X
#	Appropriation	Allocation	Description		Subcommittee Notes					Funding Information				Funding Multiplier	Gov PCHs	Use PCHs		Unrestricted GF	Designated GF	Other State Funds	Federal	Total	
332	Juvenile Justice	McLaughlin Youth Center	Health Services for Youth in Juvenile Justice Facilities						1004	Gen Fund		400.0			0	0							
339	Juvenile Justice	Probation	MH Trust: Dis Justice - Grant 4488 Div Juvenile Justice Trauma Informed Care						1037	GF/MH		75.0			0	0							
378	Juvenile Justice	Services													0	0							
380	Juvenile Justice	Probation Services	MH Trust: Dis Justice - Grant 4488 Div Juvenile Justice Trauma Informed Care						1092	MHTAAR		75.0			0	0							
381	Juvenile Justice	Probation Services	MH Trust: Dis Justice - Grant 4302.01 Mental Health Clinician Oversight in Youth Facilities						1092	MHTAAR		152.8			0	0							
382	Juvenile Justice	Probation Services	MH Trust: Dis Justice - Grant 3504.02 Div Juvenile Justice Rural Re-entry Specialist						1092	MHTAAR		110.8			0	0							
383	Juvenile Justice	Probation Services																					

DHHS Juvenile Justice Non-Formula Comparisons by Allocation
(GF Only)
(65%)
62% of the increase occurs in two allocations--(1) McLaughlin Youth Center and (2) Probation Services

(\$ Thousands)

McLaughlin Youth Center: Up \$6.7m (58%)
Facilities Safety, Security & Staffing
--FY08: 282.1 (5 pms)
--FY09: \$1.45m (6 pms)
--FY10: 75.0
--FY12: 500.0

MH Clinical Capacity:
--FY08: 83.9
--FY09: 288.4
--FY10: 288.4
--FY11: 189.2

FY09 ProShare: 394.9

	05MgtPIn	06MgtPIn	07MgtPIn	08MgtPIn	09MgtPIn	10MgtPIn	11MgtPIn	12MgtPIn	13MgtPIn	14Gov
McLaughlin Youth Center	11,684.4	12,212.8	13,133.2	13,533.6	16,102.6	16,384.3	16,943.0	17,888.8	18,286.9	18,417.4
Probation Services	7,542.7	9,484.1	11,101.3	10,225.9	12,217.7	12,835.2	13,507.8	14,184.5	14,714.1	15,001.3
Fairbanks Youth Facility	3,077.2	3,261.0	3,476.7	3,603.9	4,011.6	4,410.2	4,549.4	4,625.2	4,730.2	4,733.3
Bethel Youth Facility	2,630.1	2,796.7	2,978.7	2,936.3	3,330.2	3,508.3	3,610.2	3,914.0	4,122.7	4,200.6
Johnson Youth Center	2,407.5	2,551.8	2,696.1	2,808.2	3,192.1	3,460.8	3,569.2	3,774.7	4,130.8	4,132.6
Nome Youth Facility	1,254.3	1,742.2	1,885.4	1,952.4	2,228.5	2,381.7	2,448.3	2,654.6	2,706.8	2,708.2
Mat-Su Youth Facility	1,506.2	1,642.6	1,758.8	1,807.9	1,930.2	1,984.6	2,047.0	2,133.7	2,208.5	2,210.0
Kenai Peninsula Youth Facility	1,343.2	1,401.1	1,479.1	1,521.7	1,599.2	1,661.7	1,714.8	1,791.3	1,832.5	1,834.0
Ketchikan Reg Youth Facility	1,116.8	1,182.6	1,224.4	1,305.1	1,507.3	1,564.0	1,620.0	1,707.8	1,798.6	1,800.0
Youth Courts	279.5	279.5	279.5	279.5	279.5	279.5	429.4	529.4	529.4	529.4

Probation Services increased by \$7.6m (93%)
FY06: Address Juvenile Crime: \$1.1m
FY07: Offender Accountability: \$933.3
FY08:
--FF replaced GF for Targeted Case Mgmt: (\$600.0) UGF
--Deleted 4 vacant PCNs: (\$229.1)
FY09: Replace FF w/ GF for Targeted Case Mgmt: \$600.0
FY10
--Attorney, & MH & Support needs: \$273.6 (3 pms)
--Services for non-Medicaid-eligible juveniles: \$225.0