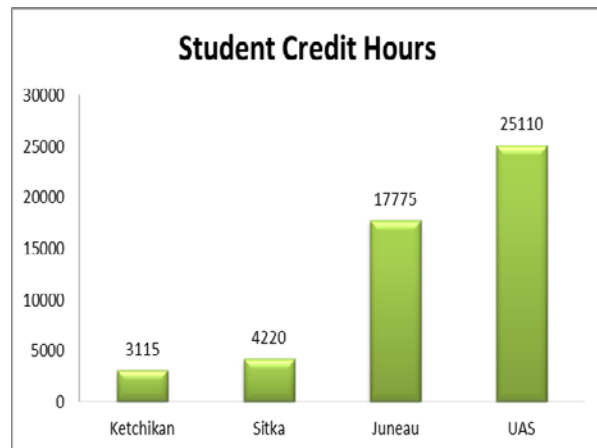
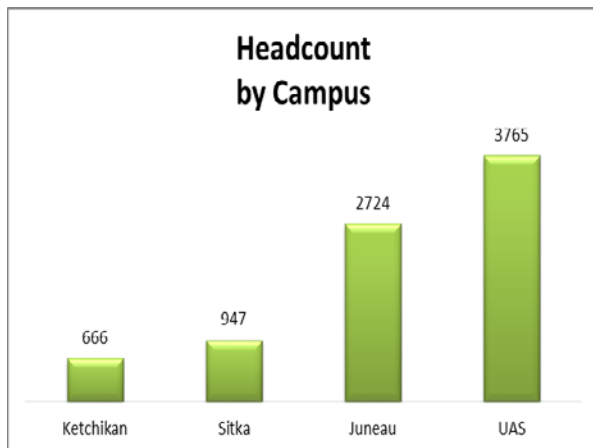
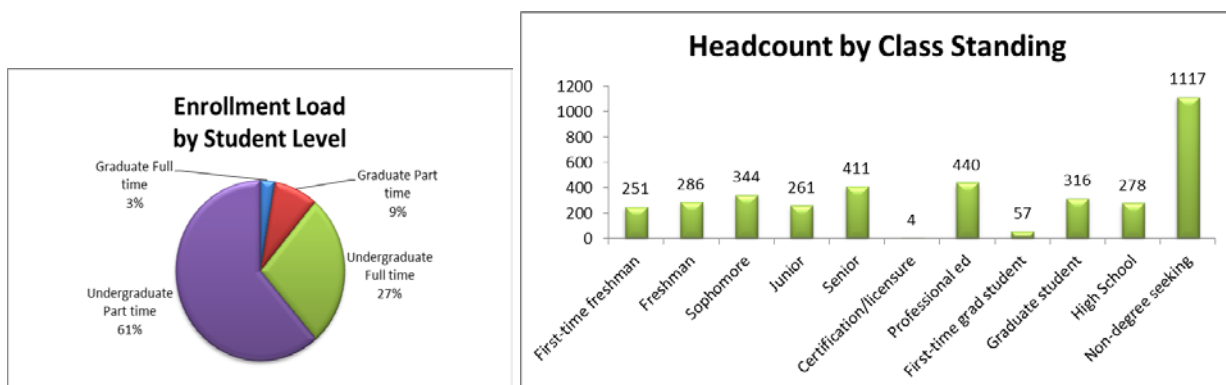


UAS Fall 2012 Enrollment Highlights

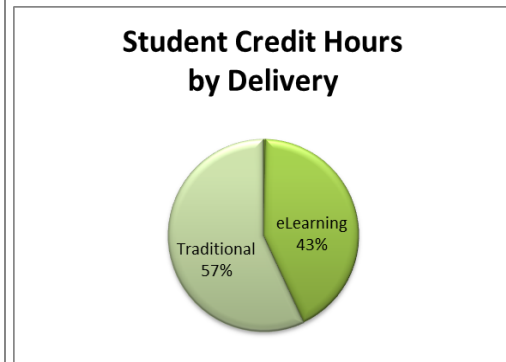
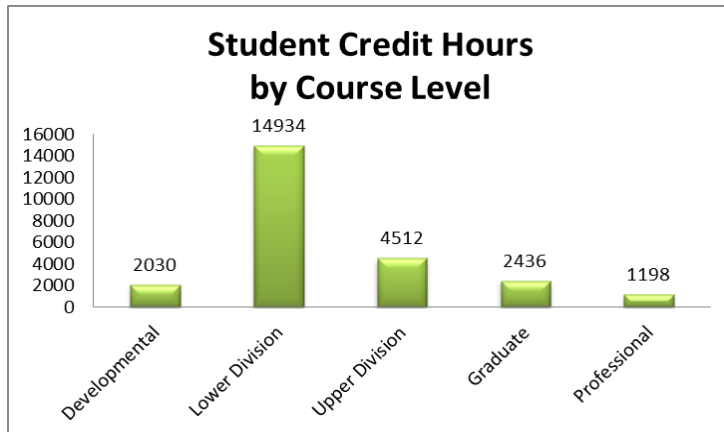
- There were 6.9% fewer students and 3.7% fewer student credit hours generated for Fall 2012 than in Fall 2011 at UAS.



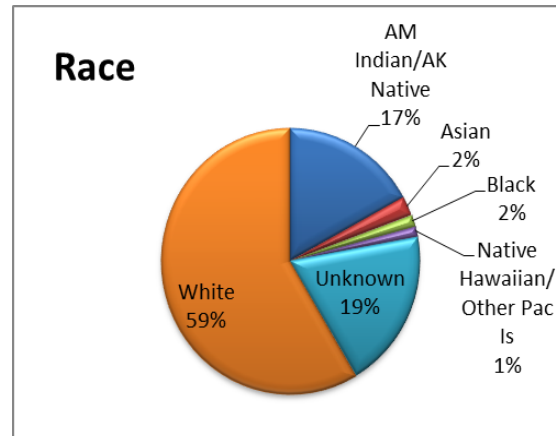
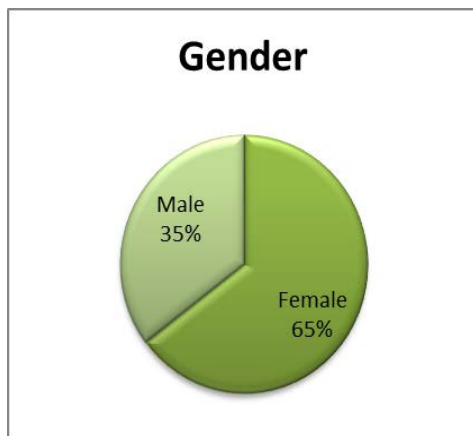
- Declines were greatest for the more cost-sensitive student groups: part-time undergraduates (-9.8%) and non-degree seeking students (-15.5%). The largest increases were in non-residents (14.9%) and part-time graduate students (9.0%). The proportion of program students are steadily increasing (1.6 points since Fall 2011 and nearly 10 points since Fall 2008).



- There were 25% fewer student credit hours delivered in developmental courses, and 25.6% more credits delivered in professional education. eLearning represents 43% of the student credit hours delivered.



- The gender gap at UAS (65% women) remains greater than the national average (56.7%). The American Indian/Alaska Native population increased two percentage points from Fall 2011.



- The number of degrees and certificates has been markedly increasing since academic year 2009. Last spring, UAS awarded a record number of 251 degrees and certificates. That trend is continuing, with a record number of fall graduates (an increase of 29% since Fall 2011), the majority in high demand job areas.

