

House Resources Committee

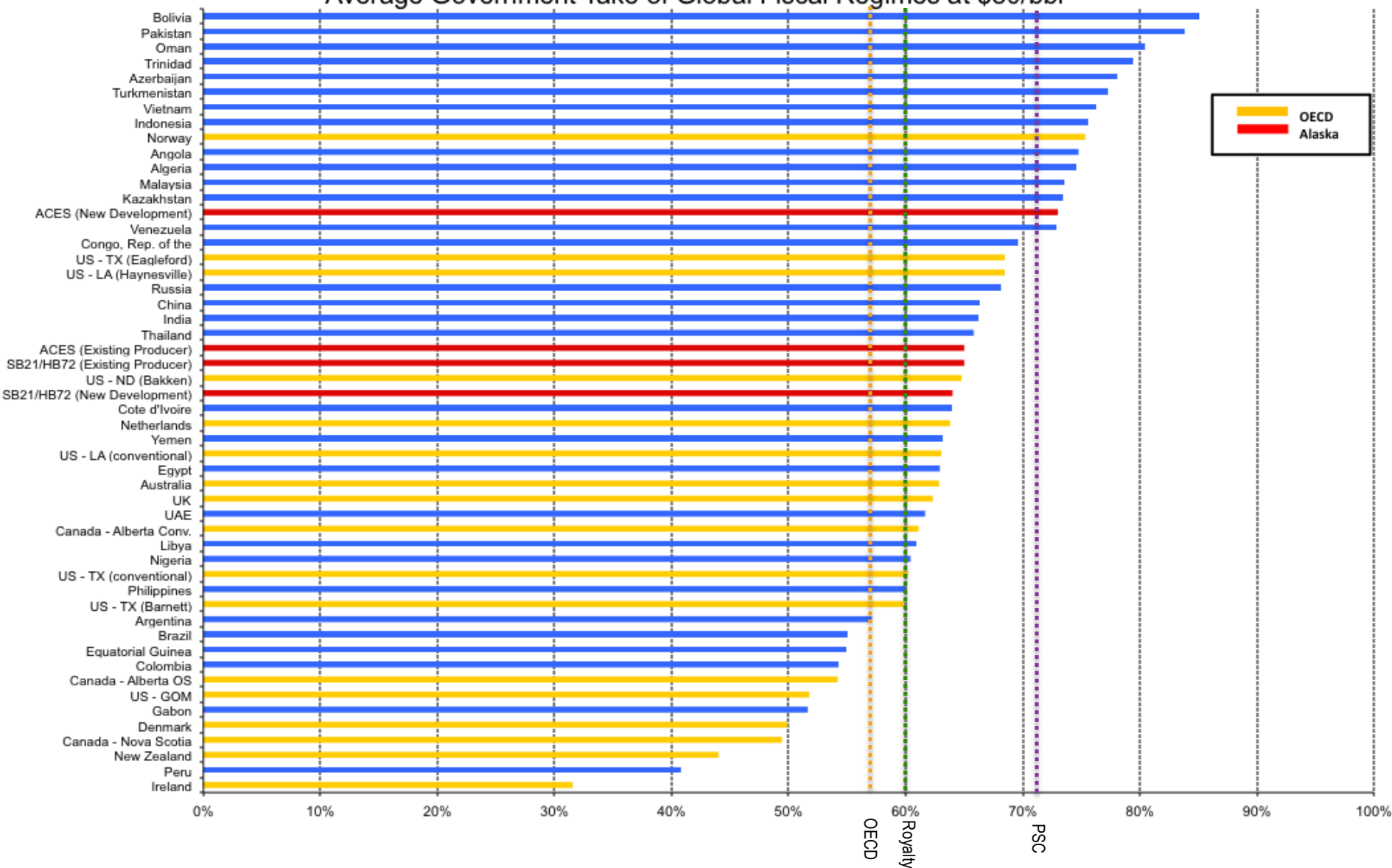
Alaska Fiscal System Discussion Slides

February 22 2013

Janak Mayer
Manager, Upstream
PFC Energy

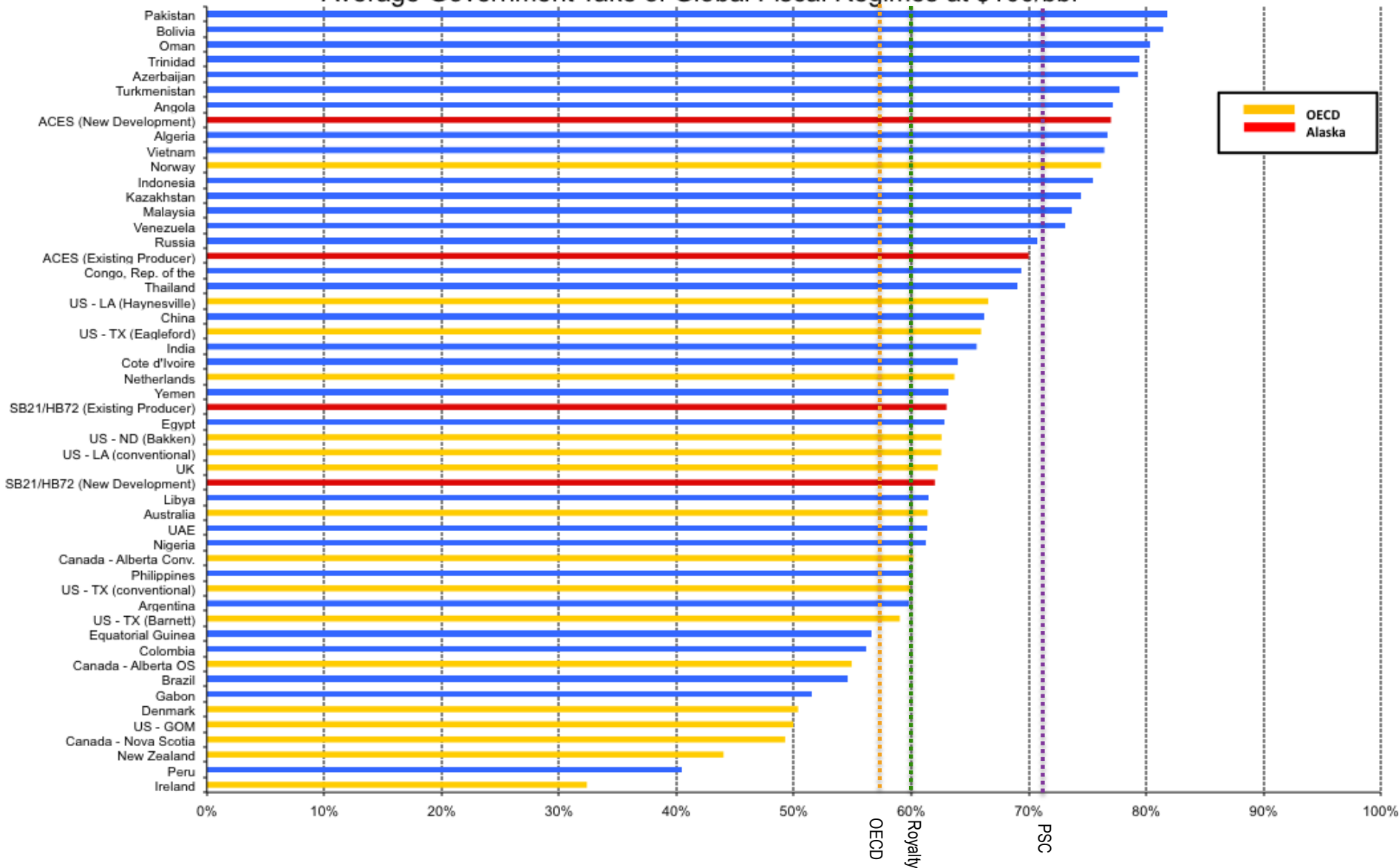
Regime Competitiveness: Average Government Take at \$80/bbl

Average Government Take of Global Fiscal Regimes at \$80/bbl

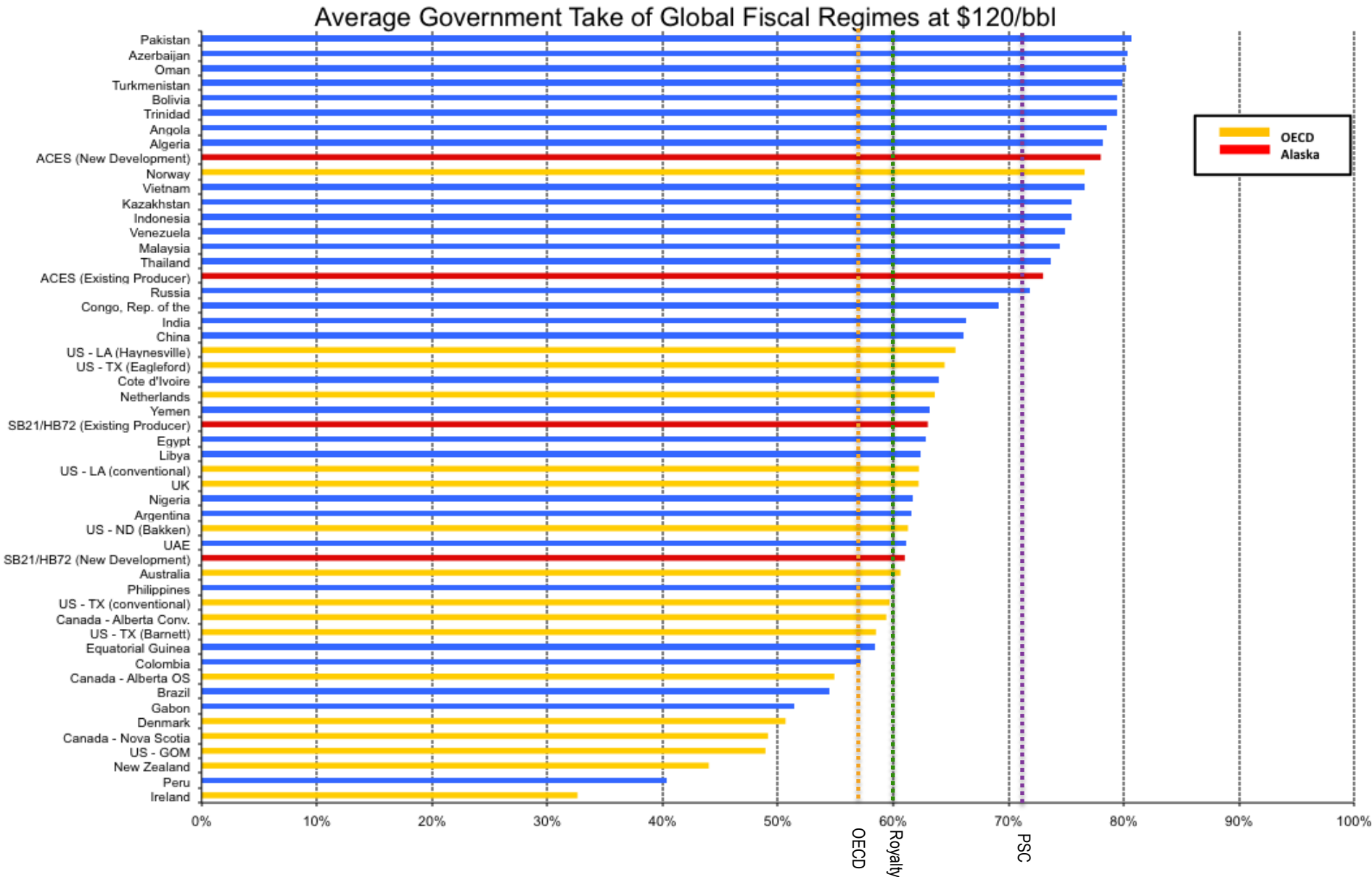


Regime Competitiveness: Average Government Take at \$100/bbl

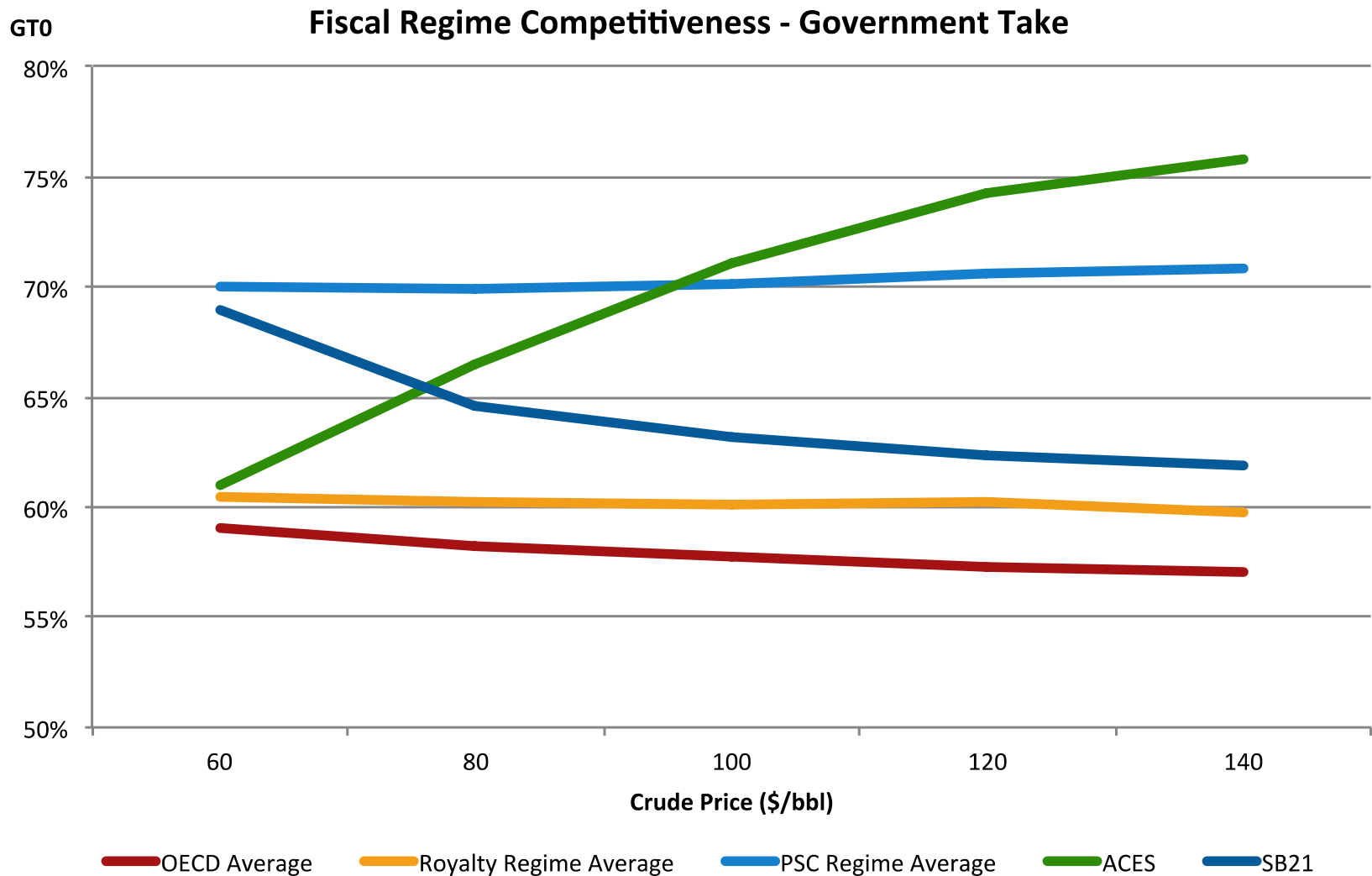
Average Government Take of Global Fiscal Regimes at \$100/bbl



Regime Competitiveness: Average Government Take at \$120/bbl



Fiscal Regime Competitiveness (Base Production)



Main Regional Offices

Asia

PFC Energy, Kuala Lumpur
Level 27, UBN Tower #21
10 Jalan P. Ramlee
50250 Kuala Lumpur, Malaysia
Tel (60 3) 2172-3400
Fax (60 3) 2072-3599

PFC Energy, China

79 Jianguo Road
China Central Place Tower II, 9/F, Suite J
Chaoyang District
Beijing 100025, China
Tel (86 10) 5920-4448
Fax (86 10) 6530-5093

PFC Energy, Singapore
15 Scotts Road
Thong Teck Building, #08-04
Singapore 228218
Tel no: +65 6736 4317

Europe

PFC Energy, France
19 rue du Général Foy
75008 Paris, France
Tel (33 1) 4770-2900
Fax (33 1) 4770-5905

North America

PFC Energy, Washington D.C.
1300 Connecticut Avenue, N.W.
Suite 800
Washington, DC 20036, USA
Tel (1 202) 872-1199
Fax (1 202) 872-1219

PFC Energy, Houston

2727 Allen Parkway, Suite 1300
Houston, Texas 77019, USA
Tel (1 713) 622-4447
Fax (1 713) 622-4448

www.pfcenergy.com | info@pfcenergy.com

Notice

This material is protected by United States copyright law and applicable international treaties including, but not limited to, the Berne Convention and the Universal Copyright Convention. Except as indicated, the entire content of this publication, including images, text, data, and look and feel attributes, is copyrighted by PFC Energy. PFC Energy strictly prohibits the copying, display, publication, distribution, or modification of any PFC Energy materials without the prior written consent of PFC Energy.

These materials are provided for the exclusive use of PFC Energy clients (and/or registered users), and may not under any circumstances be transmitted to third parties without PFC Energy approval.

PFC Energy has prepared the materials utilizing reasonable care and skill in applying methods of analysis consistent with normal industry practice, based on information available at the time such materials were created. To the extent these materials contain forecasts or forward looking statements, such statements are inherently uncertain because of events or combinations of events that cannot reasonably be foreseen, including the actions of governments, individuals, third parties and market competitors. ACCORDINGLY, THESE MATERIALS AND THE INFORMATION CONTAINED THEREIN ARE PROVIDED “AS IS” WITHOUT WARRANTY OF ANY KIND, EITHER EXPRESS OR IMPLIED, INCLUDING BUT NOT LIMITED TO THE IMPLIED WARRANTIES OF MERCHANTABILITY, ACCURACY, OR FITNESS FOR A PARTICULAR PURPOSE. Conclusions presented herein are intended for information purposes only and are not intended to represent recommendations on financial transactions such as the purchase or sale of shares in the companies profiled in this report.



PFC Energy has adjusted data where necessary in order to render it comparable among companies and countries, and used estimates where data may be unavailable and or where company or national source reporting methodology does not fit PFC Energy methodology. This has been done in order to render data comparable across all companies and all countries.

This report reflects information available to PFC Energy as of the date of publication. Clients are invited to check our web site periodically for new updates.

© PFC Energy, Inc. License restrictions apply. Distribution to third parties requires prior written consent from PFC Energy.



A trusted advisor to energy companies and governments for over twenty five years



PFC Energy