



THE STATE
of **ALASKA**
GOVERNOR SEAN PARNELL

Department of Corrections

Office of the Commissioner

802 Third Street, Suite 212
Douglas, Alaska 99824
Main: 907.465.4652
Fax: 907.465.3390

February 7, 2014

The Honorable Alan Austerman
House Finance Co-chair
Alaska House of Representatives
State Capitol, Rm 505
Juneau, AK 99801-1182

The Honorable Bill Stoltze
House Finance Co-chair
Alaska House of Representatives
State Capitol, Rm 515
Juneau, AK 99801-1182

Dear Representatives Austerman and Stoltze,


Thank you for allowing the Department of Corrections the opportunity to present its budget and operational aspects to the House Finance Committee on January 28, 2014. At that hearing there were a number of questions which required additional research. The answers to those questions are below and enclosed.

Representatives Austerman and Gara both asked for data on the number of people who complete vocational education training provided through the Department and then obtain employment in their related field. While the Department is confident that education and training better prepares inmates to reintegrate into the community, it currently does not have data on the employment of individuals who complete vocational education training. The Department places a high priority on evaluating the usefulness of all of its programs and will work with the Department of Labor and Workforce Development to develop a method for tracking this kind of data.

There were also several questions surrounding the types of nonviolent crimes which result in incarceration as well as the sentence length, racial, and gender breakdowns of those crimes. Enclosed are several tables which depict the increases in sentence lengths for non-violent crimes and the racial breakdown of those sentences as well as the top five violent and non-violent offenses with racial and gender breakdowns.

We appreciate the opportunity to provide your committee with these answers and look forward to working with you this session. If you have additional questions, or require further information, please do not hesitate to contact my office.

Sincerely,

A handwritten signature in blue ink, appearing to read "Joseph Schmidt", written over the printed name.

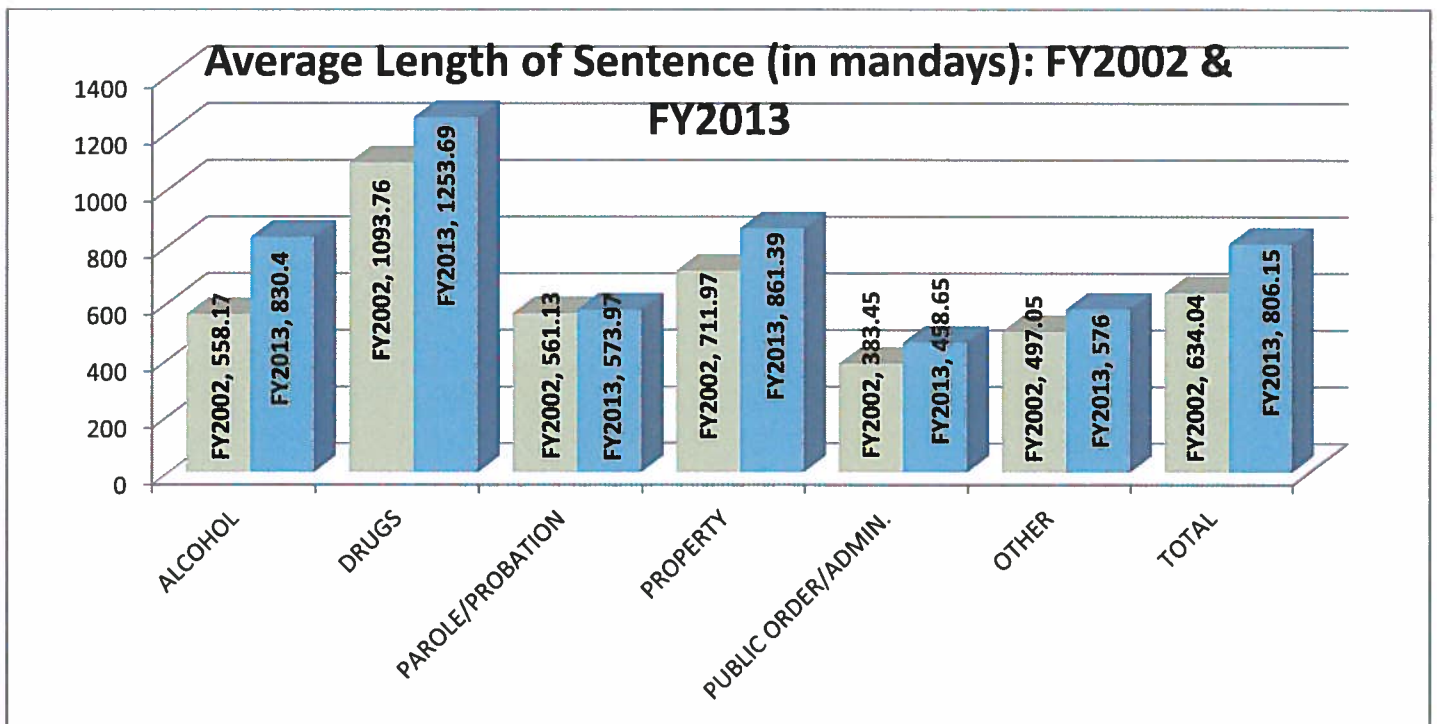
Joseph Schmidt
Commissioner

Encl:

Average Length of Sentence

(In Mandays)

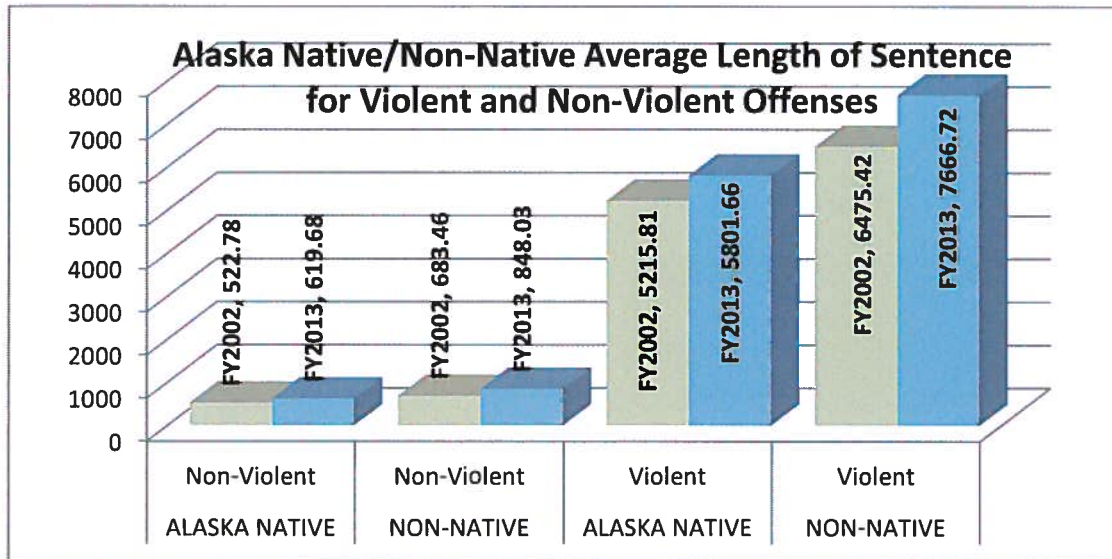
year	Offense Class	FY2013	FY2002
FY2013	ALCOHOL	785.33	546.15
FY2013	DRUGS	1216.31	1109.54
FY2013	PAROLE/PROBATION	572.2	538.63
FY2013	PROPERTY	841.86	703.05
FY2013	PUBLIC ORDER/ADMIN.	448.8	382.12
FY2013	OTHER	538.55	497.05
FY2013	TOTAL	776.78	621.93



Alaska Native/Non-Native Average Length of Sentence for Violent and Non-Violent Offenses: FY2002 & FY2013

(In Mandays)

Race	Offense Type	FY2013	FY2002
ALASKA NATIVE	Non-Violent	619.68	522.78
NON-NATIVE	Non-Violent	848.03	683.46
ALASKA NATIVE	Violent	5801.66	5215.81
NON-NATIVE	Violent	7666.72	6475.42



Alaska Native/Non-Native Top Five Violent and Non-Violent Offenses: June 30, 2013

Race	Violent	2013 Offense	2013 Count	Rank	year
ALASKA NATIVE	Non-Violent	PROBATION VIOLATION	155	1	FY2013
ALASKA NATIVE	Non-Violent	PAROLE VIOLATION	61	2	FY2013
ALASKA NATIVE	Non-Violent	FELONY DWI - 2+ PRIORS W/IN 5 YRS	47	3	FY2013
ALASKA NATIVE	Non-Violent	THEFT 2	45	4	FY2013
ALASKA NATIVE	Non-Violent	DRIVING WHILE INTOXICATED	35	5	FY2013
NON-NATIVE	Non-Violent	PROBATION VIOLATION	229	1	FY2013
NON-NATIVE	Non-Violent	THEFT 2	179	2	FY2013
NON-NATIVE	Non-Violent	MISCONDUCT-CNTRLD SUBSTANCE 4	111	3	FY2013
NON-NATIVE	Non-Violent	PAROLE VIOLATION	102	4	FY2013
NON-NATIVE	Non-Violent	DRIVE W/ LICENSE CANC/SUSP	98	5	FY2013

ALASKA NATIVE	Violent	ASSAULT 4	218	1	FY2013
ALASKA NATIVE	Violent	ASSAULT 3	114	2	FY2013
ALASKA NATIVE	Violent	MURDER 2	47	3	FY2013
ALASKA NATIVE	Violent	SEX ASSAULT 2	40	4	FY2013
ALASKA NATIVE	Violent	ASSAULT	34	5	FY2013
NON-NATIVE	Violent	ASSAULT 3	134	1	FY2013
NON-NATIVE	Violent	ASSAULT 4	118	2	FY2013
NON-NATIVE	Violent	MURDER 1	108	3	FY2013
NON-NATIVE	Violent	MURDER 2	76	4	FY2013
NON-NATIVE	Violent	SEX ABUSE MINOR 1	54	5	FY2013

Top Five Violent and Non-Violent Offenses for Alaska Native by Gender: FY2013

Gender	Violent	2013 Offense	2013 Count	Rank	year
Female	Non-Violent	THEFT 2	14	1	FY2013
Female	Non-Violent	PROBATION VIOLATION	13	2	FY2013
Female	Non-Violent	DRIVING WHILE INTOXICATED	8	3	FY2013
Female	Non-Violent	FELONY DWI - 2+ PRIORS W/IN 5 YRS	8	4	FY2013
Female	Non-Violent	MISCONDUCT-CNTRLD SUBSTANCE 4	8	5	FY2013
Male	Non-Violent	PROBATION VIOLATION	142	1	FY2013
Male	Non-Violent	PAROLE VIOLATION	58	2	FY2013
Male	Non-Violent	FELONY DWI - 2+ PRIORS W/IN 5 YRS	39	3	FY2013
Male	Non-Violent	THEFT 2	31	4	FY2013
Male	Non-Violent	DRIVING WHILE INTOXICATED	27	5	FY2013

Female	Violent	ASSAULT 4	23	1	FY2013
Female	Violent	ASSAULT 3	13	2	FY2013
Female	Violent	MURDER 2	7	3	FY2013
Female	Violent	ASSAULT	5	4	FY2013
Female	Violent	MANSLAUGHTER	5	5	FY2013
Male	Violent	ASSAULT 4	195	1	FY2013
Male	Violent	ASSAULT 3	101	2	FY2013
Male	Violent	MURDER 2	40	3	FY2013
Male	Violent	SEX ASSAULT 2	40	4	FY2013
Male	Violent	SEX ABUSE MINOR 2	31	5	FY2013