



# Alaska Department of Corrections



Institutions & Offender Programs

House Finance Subcommittee

January 30, 2014

# DOC Reentry Process



## Getting Ready

- Institutional Phase



## Going Home

- Transitional Phase

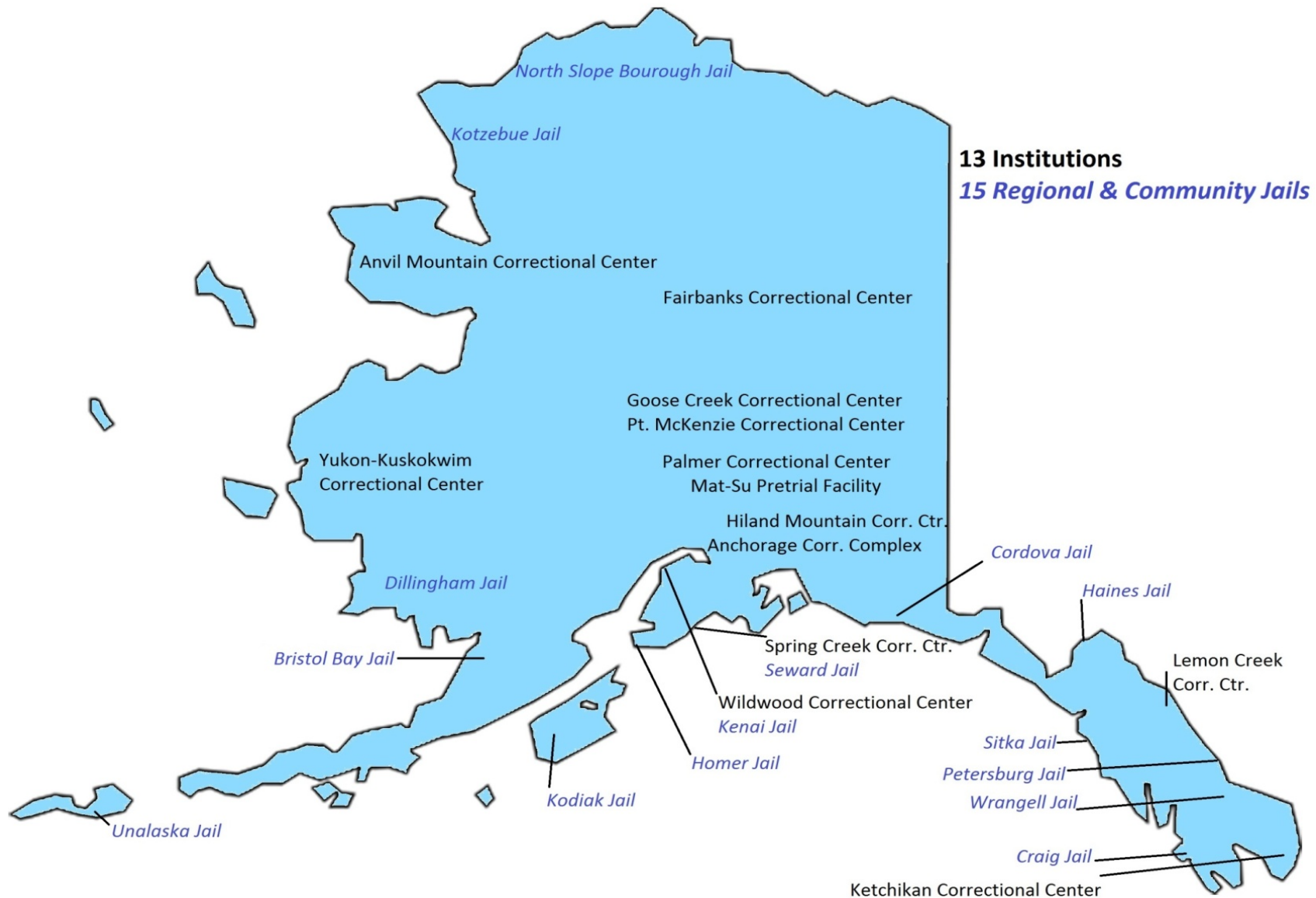


## Staying Home

- Community Phase



# SECURE CONFINEMENT



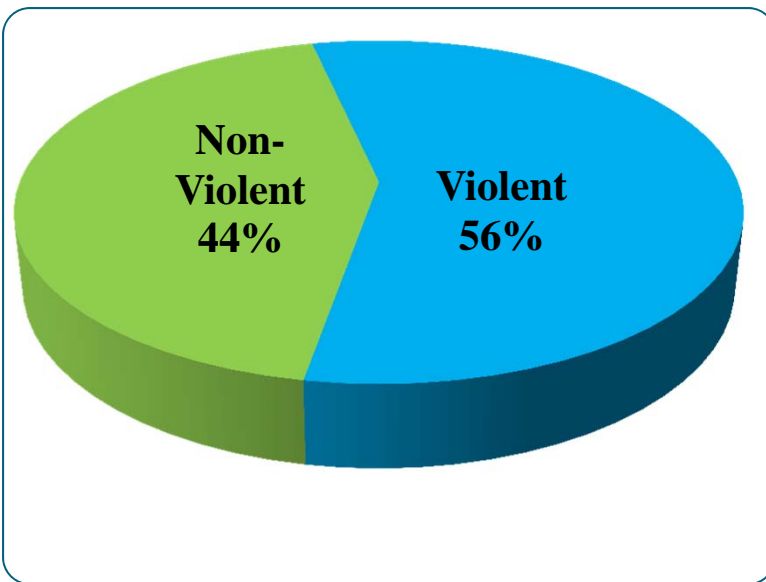
# Institutions at a Glance

- Alaska is one of six states in the nation that operates a unified correctional system
- In FY 2013, there were 39,203 bookings in our institutions or community jails , including 3,726 Title 47 holds
- 13 facilities statewide
- 15 Regional and Community Jail contracts



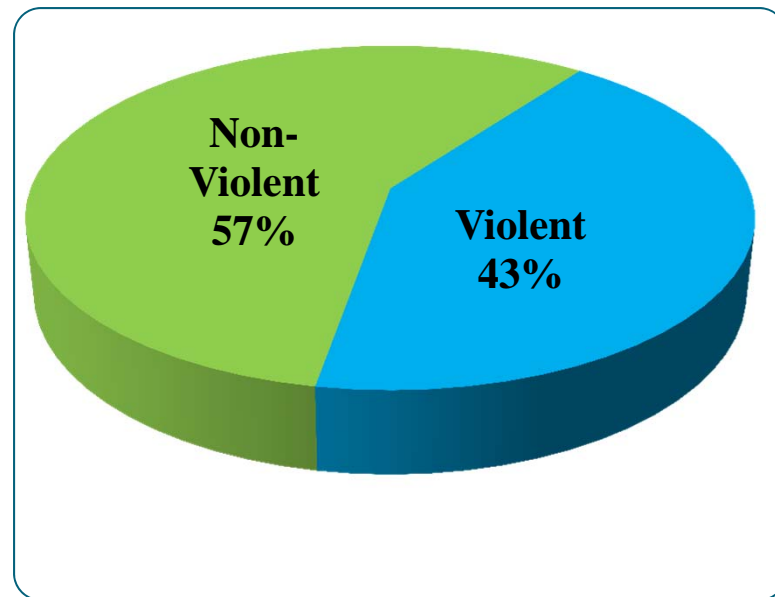
# MORE NON-VIOLENT

As of June 30, 2002



2002	Count	Percent
<b>Violent</b>	<b>1,726</b>	<b>56.00%</b>
Male	1,589	92.09%
Female	137	7.91%
<b>Non-Violent</b>	<b>1,356</b>	<b>44.00%</b>
Male	1,214	89.53%
Female	142	10.47%
<b>Total</b>	<b>3,082</b>	<b>100.00%</b>
Male	2,800	90.85%
Female	282	9.15%

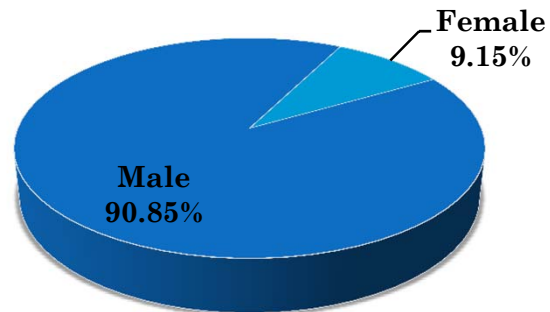
As of June 30, 2013



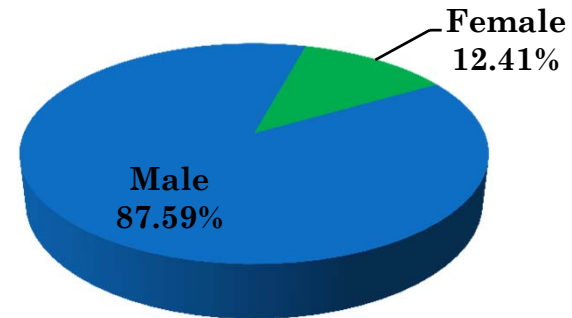
2013	Count	Percent
<b>Violent</b>	<b>2,170</b>	<b>43.21%</b>
Male	1,979	91.18%
Female	191	8.82%
<b>Non-Violent</b>	<b>2,852</b>	<b>56.79%</b>
Male	2,420	84.86%
Female	432	15.14%
<b>Total</b>	<b>5,022</b>	<b>100.00%</b>
Male	4,399	87.59%
Female	623	12.41%

# INCREASING FEMALES

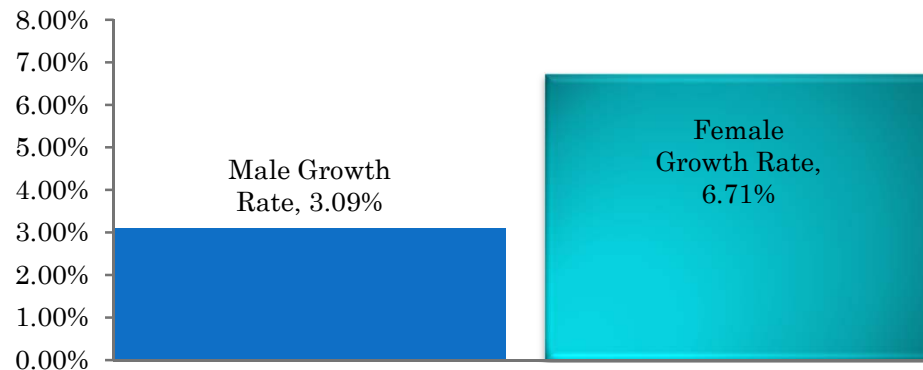
**Percent of Offenders in Institutions by Gender on June 30, 2002**



**Percent of Offenders in Institutions by Gender on June 30, 2013**



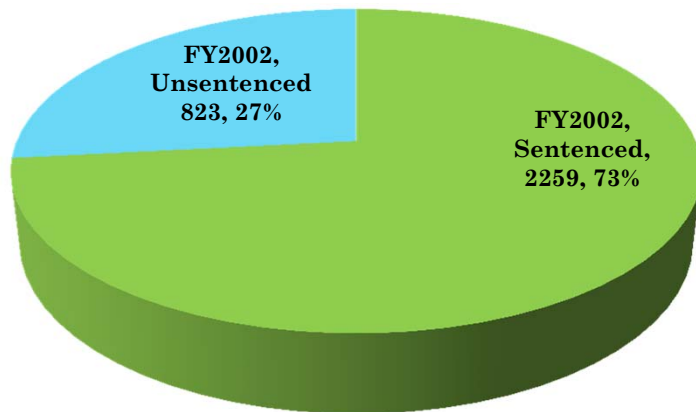
**Offender Growth Rate Since 2002 by Gender**



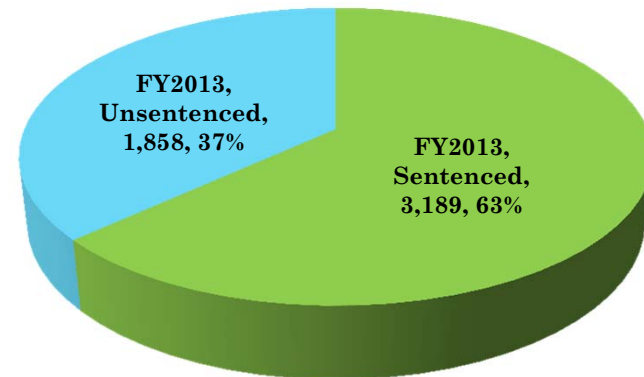


# INCREASING UNSENTENCED POPULATION

**Sentenced and Unsentenced  
Offenders  
June 30, 2002**



**Sentenced and Unsentenced  
Offenders  
June 30, 2013**



## OTHER POPULATION TRENDS

- As recently as 2008 younger offenders (age 19 and under) outnumbered older offenders (age 65 and older) by more than 2:1. By 2011 there were more older offenders than younger and the trend continues today.
- Crimes against persons and alcohol offenses have both shown decreases, while drug offenses continue to trend upwards.
- Even though misdemeanants are just over 22% of prison population, they make up 78% of the releases.



# BOOKING PROCESS

- Upon remand into an institution, each offender is fingerprinted and receives a medical/mental health screening. Additional referrals are made as needed.
- Community Jails provide secure confinement of offenders who have violated a state law. Confinements range from seven to thirty days depending on amenities available at the jail.



# Classification Process

- Offender Classification Policies have been updated to emphasize behavioral incentives. This encourages offender compliance with programming and other expectations.
- Accurate classification helps identify the appropriate placement of offenders, so they are properly housed by custody level, either Minimum, Medium, or Close/Maximum

# Assessment Process

- Assessment

- Level of Service Inventory – Revised (LSI-R)
- Identifies risk, needs and protective factors (strengths)

- Inmate Criminogenic Needs

1. History of Criminal Behavior
2. Antisocial Companions
3. Alcohol and Drugs
4. Family
5. Employment/Education



# Offender Management Plan

- Case Management

- Individualized for each inmate and is developed based on their risk, needs, and strengths.
- Concise guides for the inmates and staff.
- Ultimately maps out the inmate's transition from an institution back into the community.



# Program Referral Process

- Substance Abuse

- Assessment & Referral
- ANSAT
- RSAT
- LSSAT
- Aftercare



- Mental Health

- Assessment & Referral
- Individual Counseling
- Anger Management
- 24 Hour Psychiatric Nursing
- Telepsychiatry
- Transitional Services
- Crisis Intervention & Release Planning



# Program Referral Process

- Educational/Vocational
  - GED/ABE
  - CAP
  - Parenting
  - Reentry
  - Anger Management
  - Vocational
- Sex Offender Management
  - Institution & Community Counseling
  - Polygraph Testing
- Faith-Based
  - Transformational Living Community
  - Alpha Reentry
  - God Behind Bars
  - Other Peer Support and Mentoring Programs





# Offender Program Completion

- Substance Abuse

Fiscal Year	Assess/Referral	ANSAT	LSSAT	RSAT	After-care	Total
2013	567	82	482	119	133	1383
2012	501	0	420	110	106	1137

- GED

Fiscal Year	Total
2013	216
2012	251

# Offender Program Completion

## ○ Educational and Vocational

Fiscal Year	CAP	Parenting	Reentry	Vocational	Total
2013	596	298	386	2750	4030
2012	611	560	455	1225	2851

## ○ Sex Offender Management

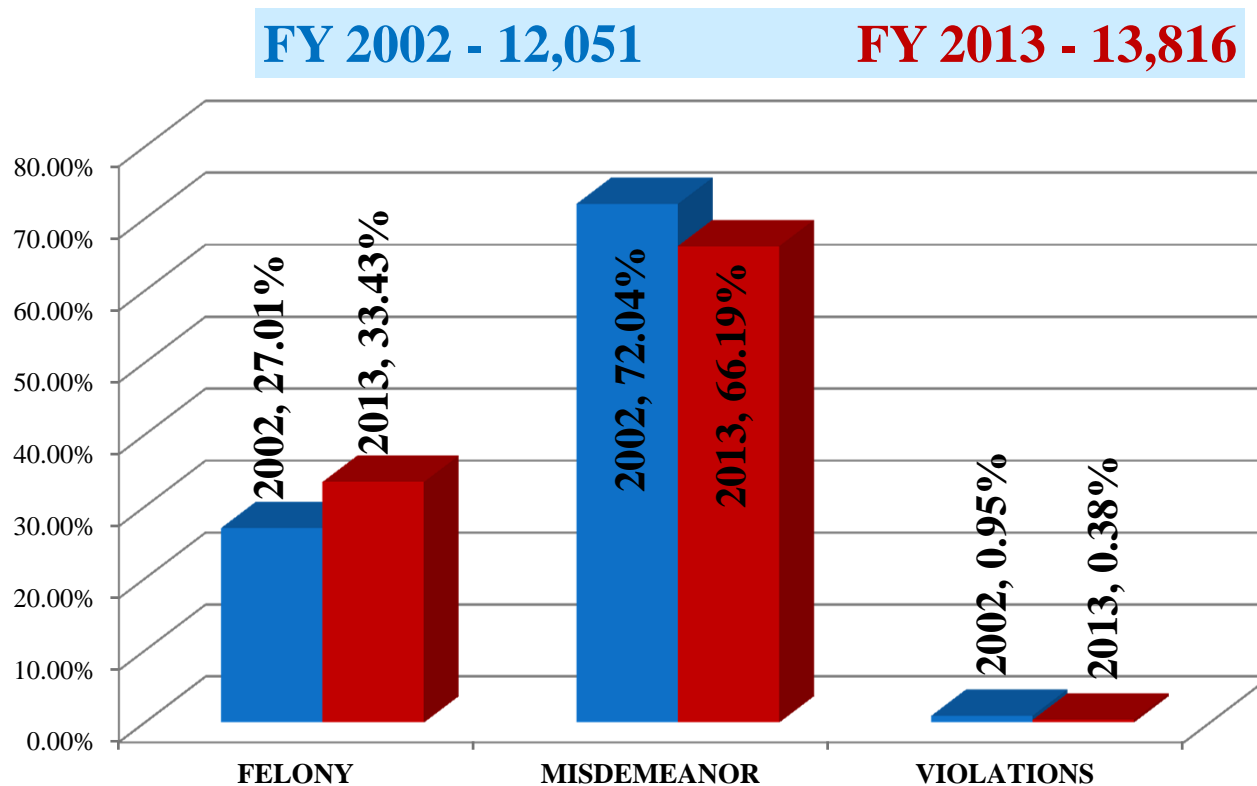
Fiscal Year	Institutional	Community	Polygraph
2013	15	47	729
2012	29	44	719

## ○ Institutional Faith-Based

Fiscal Year	Total
2013	75
2012	46

# Statewide Inmate Releases

- Inmates released from an institution, contract jail, CRC or electronic monitoring.



## OTHER RELEASE TRENDS

- Top 5 misdemeanor offenses:
  - DUI; Assault 4<sup>th</sup>; DWLS/R; Disorderly Conduct and DV Assault/Other Assault
- Top 5 felony offenses:
  - Probation Violation; Felony DUI; Theft 2<sup>nd</sup>; Assault 3<sup>rd</sup> and MICS 4<sup>th</sup>
- The ratio of misdemeanants and felons release in FY 2013

	Misdemeanor	Felony
Anchorage	53%	46%
Mat-Su	53%	47%
Juneau	77%	23%
Fairbanks	81%	17%

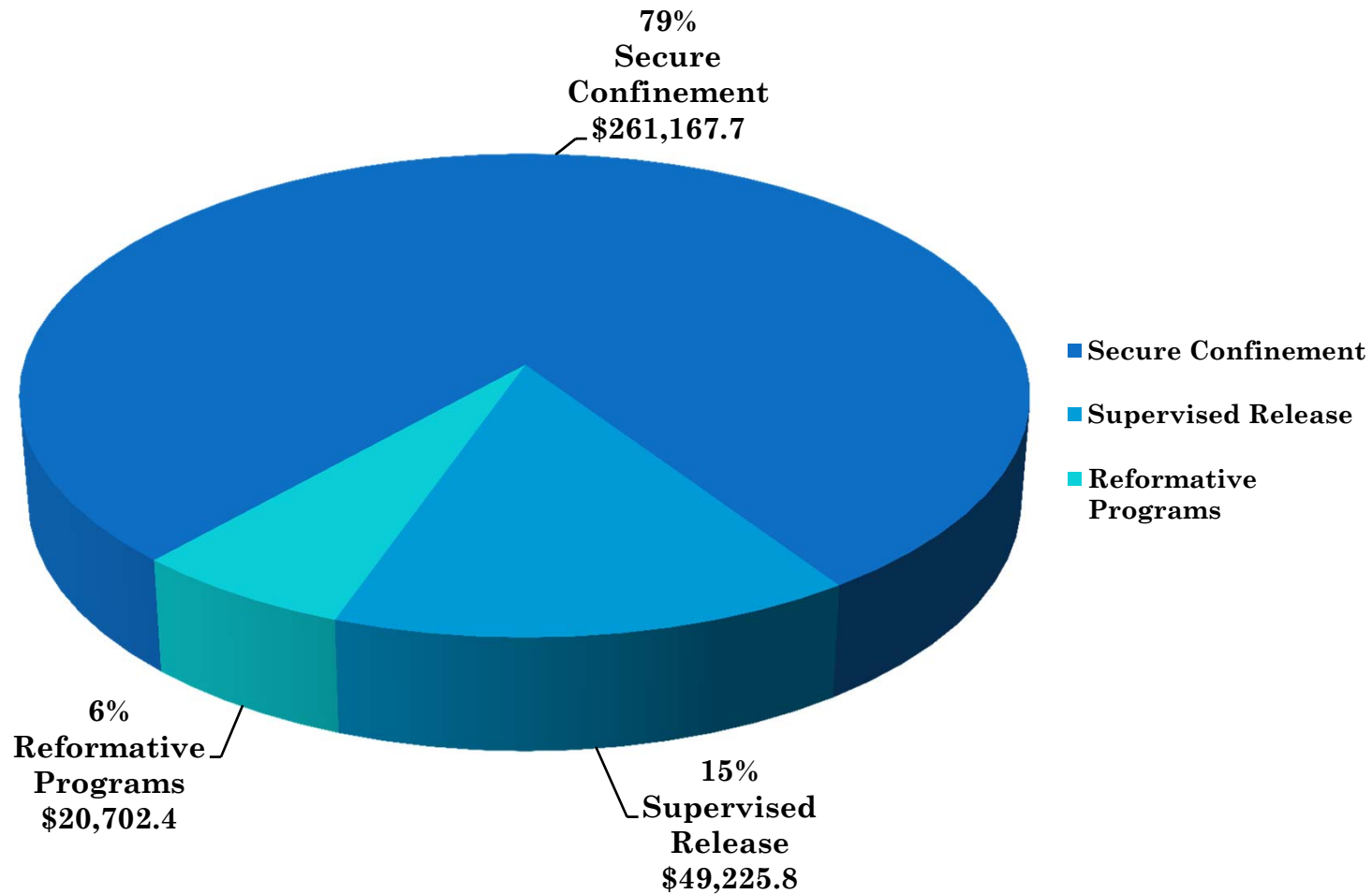
# **FY2015 GOVERNOR'S BUDGET REQUEST**

# Core Service Budget Allocation Comparison

	FY2014 Mgmt. Plan					FY2015 Governor Request					
	UGF	DGF	Other	Fed	Total	UGF	DGF	Other	Fed	Total	Change
Secure Confinement	233,684.7	12,760.2	13,429.6	5,259.0	265,133.5	231,261.3	11,158.7	13,428.9	5,318.8	261,167.7	(3,965.8)
Supervised Release	44,910.3	3,964.1	201.9	50.0	49,126.3	45,012.6	3,961.8	201.4	50.0	49,225.8	99.5
Reformative Programs	18,803.4	0.0	966.9	36.7	19,807.0	19,542.2	0.0	1,095.2	65.0	20,702.4	895.4
<b>Totals</b>	<b>297,398.4</b>	<b>16,724.3</b>	<b>14,598.4</b>	<b>5,345.7</b>	<b>334,066.8</b>	<b>295,816.1</b>	<b>15,120.5</b>	<b>14,725.5</b>	<b>5,433.8</b>	<b>331,095.9</b>	<b>(2,970.9)</b>



# FY2015 Operating Budget Distribution by Core Service



# FY15 OPERATING BUDGET

## ○ Secure Confinement Resources \$261,167.7

\$231,261.3 GF

\$ 11,158.7 DGF

\$ 13,428.9 Other Funds

\$ 5,318.8 Federal Funds

1,580 PFTs

415 Administration & Support

1,024 Security

141 Medical

*Secure confinement includes resources for:*

Correctional Academy, Facilities Capital Improvement Unit, Prison System Expansion, Classification & Furlough, Out of State Contractual, Institution Director's Office, Inmate Transportation, Point of Arrest, 13 Instate Correctional Centers, Community Jails, and Physical Health Care.

# FY15 OPERATING BUDGET

---

## ○ Reformative Program Resources

\$20,702.4                      \$19,542.2 GF

\$ 1,095.2 Other Funds

\$ 65.0 Federal Funds

87 PFTs

57      Mental Health

2      Education (excludes Institution Education Coordinators)

2      Substance Abuse

6      Sex Offender Management

20      Administration & Support

*Reformative Programs includes resources for:*

Education and Vocational Education Programs, Domestic Violence, Substance Abuse Treatment, Sex Offender Management Programs, Faith-Based Services, and Behavioral Health Care.

# FY2015 ADJUSTED BASE TO FY2015 GOVERNOR'S REQUEST

---

\$ 283.2 – Transfer GF authorization between the Out of State Contractual component and the Regional and Community Jail components.

(\$2,500.0) – Reduce GF authorization within the Point MacKenzie Correctional Farm component due to combined operations with Goose Creek Correctional Center.

(\$1,601.5) – Reduce Criminal PFD authorization based on the final total available for appropriation.

\$1,800.0 – (Language Section place holder) – Increase GF authorization at Anchorage Correctional Center to support anticipated shortfall of federal collection. Place holder was added based on early projections which have since been updated to reflect anticipated collections in full.

*This amount is not anticipated to be needed by DOC.*

# FY2015 Operating Reallocations

---

## **Goose Creek Correctional Center (GCCC) Authorization changes**

\$7,172.1 and 48 PFT positions reallocated from GCCC for centralized support

- \$608.7 and seven positions to Behavioral Health Care
- \$3,278.0 and 37 positions to Physical Health Care
- \$80.8 and one position to Administrative Services
- \$305.6 and one position to Information Technology
- \$274.0 and two positions to Institutions Director's Office
- \$125.0 to Correctional Academy
- \$2,500.0 to 24 Hour Utility

\$4,376.0 and 37 PFT positions reallocated to GCCC for operational support

- \$465.7 and five positions from the Palmer Correctional Center
- \$1,300.6 and 27 positions from Point MacKenzie Correctional Farm
- \$2,609.7 and five positions from Out-Of-State Contractual

## **Out of State Contractual Authorization changes**

\$3,662.4 and 5 PFT positions reallocated to various department components for operational support

- \$2,609.7 and five PFT positions to GCCC
- \$419.5 to Inmate Transportation
- \$175.0 to Physical Health Care
- \$175.0 to the Institutional Director's Office
- \$283.2 to Regional and Community Jails

# THE END