

# Alaska Department of Fish & Game

## House Finance Committee

### Overview



January 30, 2014

# **The Constitution of the State of Alaska**

## **Article 8 – Natural Resources**

### **§ 4. Sustained Yield**

Fish, forests, wildlife, grasslands, and all other replenishable resources belonging to the State shall be utilized, developed, and maintained on the sustained yield principle, subject to preferences among beneficial uses.

## **The Alaska Statutes**

### **Title 16. FISH AND GAME**

Sec. 16.05.020. Functions of commissioner.

(2) manage, protect, maintain, improve, and extend the fish, game and aquatic plant resources of the state in the interest of the economy and general well-being of the state;

## **Mission Statement**

To protect, maintain, and improve the fish, game, and aquatic plant resources of the state, and manage their uses and development in the best interest of the economy and the well-being of the people of the state, consistent with the sustained yield principle.

# ADF&G Core Services

## ▶ **Management**

- Provide hunting and fishing opportunities, protect state's rights to manage its fish and wildlife resources, protect and improve habitat and access.

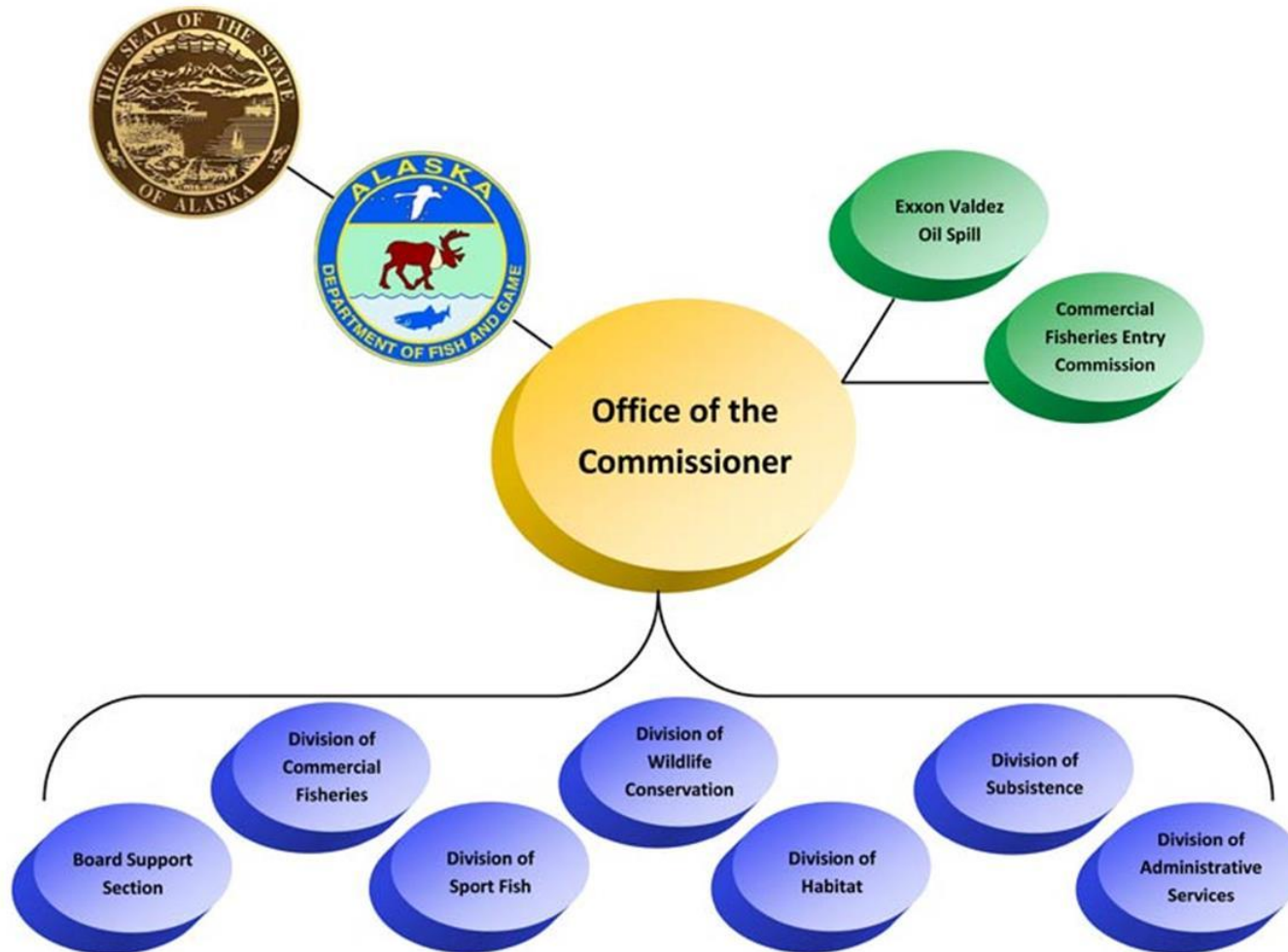
## ▶ **Stock Assessment and Research**

- Ensure sustainability and harvestable surplus, improve assessment and research capabilities, invest in new technologies, anticipate changing conditions.

## ▶ **Customer Service and Public Involvement**

- Make improvements to information and education services, the Boards and other regulatory processes, licensing and permitting.

# Alaska Department of Fish and Game Organizational Chart



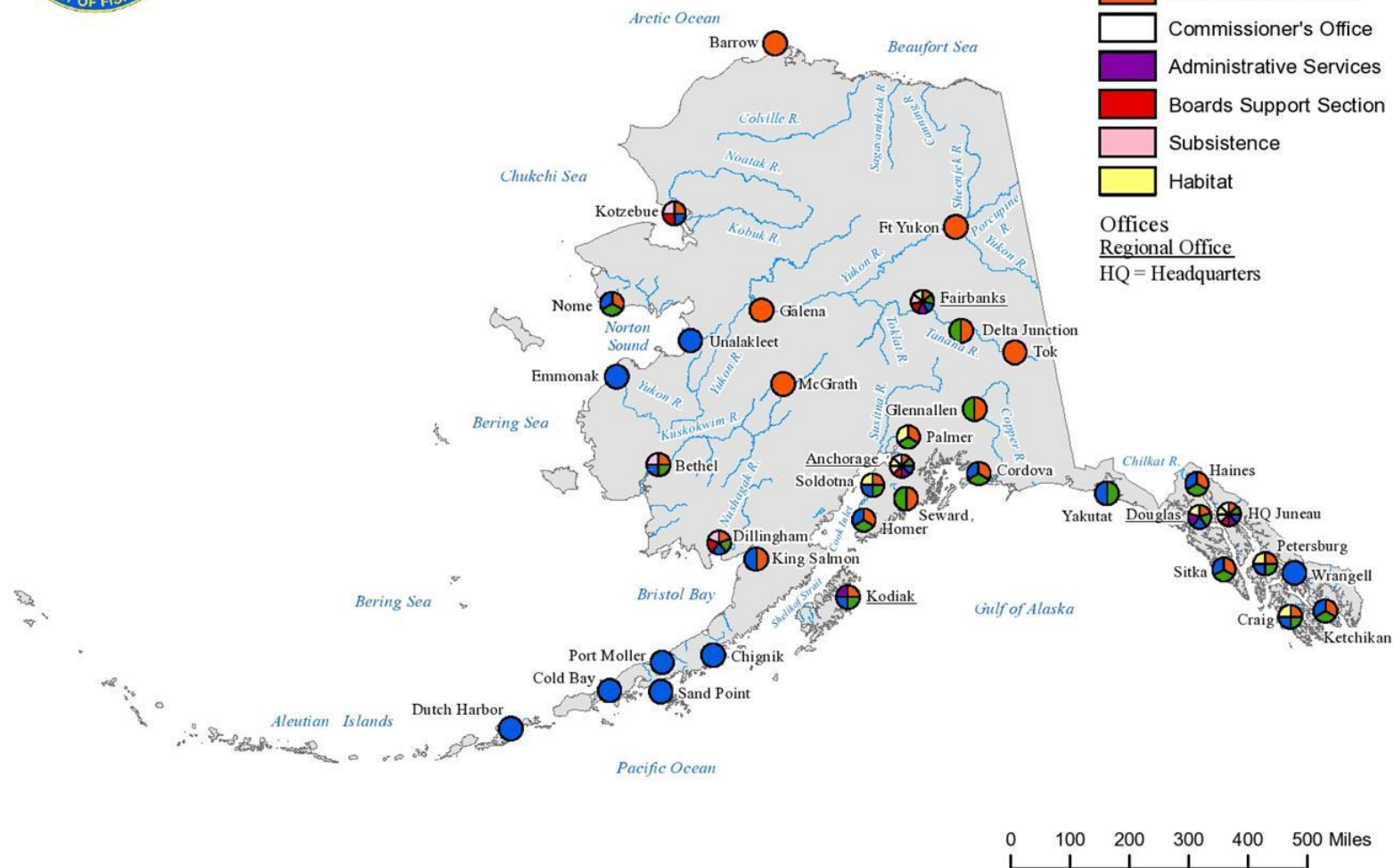


## Alaska Department of Fish and Game Regional and Area Offices

ADF&G Divisions

- Commercial Fisheries
- Sport Fish
- Wildlife Conservation
- Commissioner's Office
- Administrative Services
- Boards Support Section
- Subsistence
- Habitat

Offices  
Regional Office  
 HQ = Headquarters



©2009 ADF&G



# Commissioner's Office

Commissioner Cora Campbell

Deputy Commissioner Kevin Brooks

10 permanent full-time  
positions

\$1,896.5 FY2015 Operating  
Request

1% of ADF&G's Operating  
Budget



# Division of Commercial Fisheries

Director Jeff Regnart

309 permanent full-time  
positions

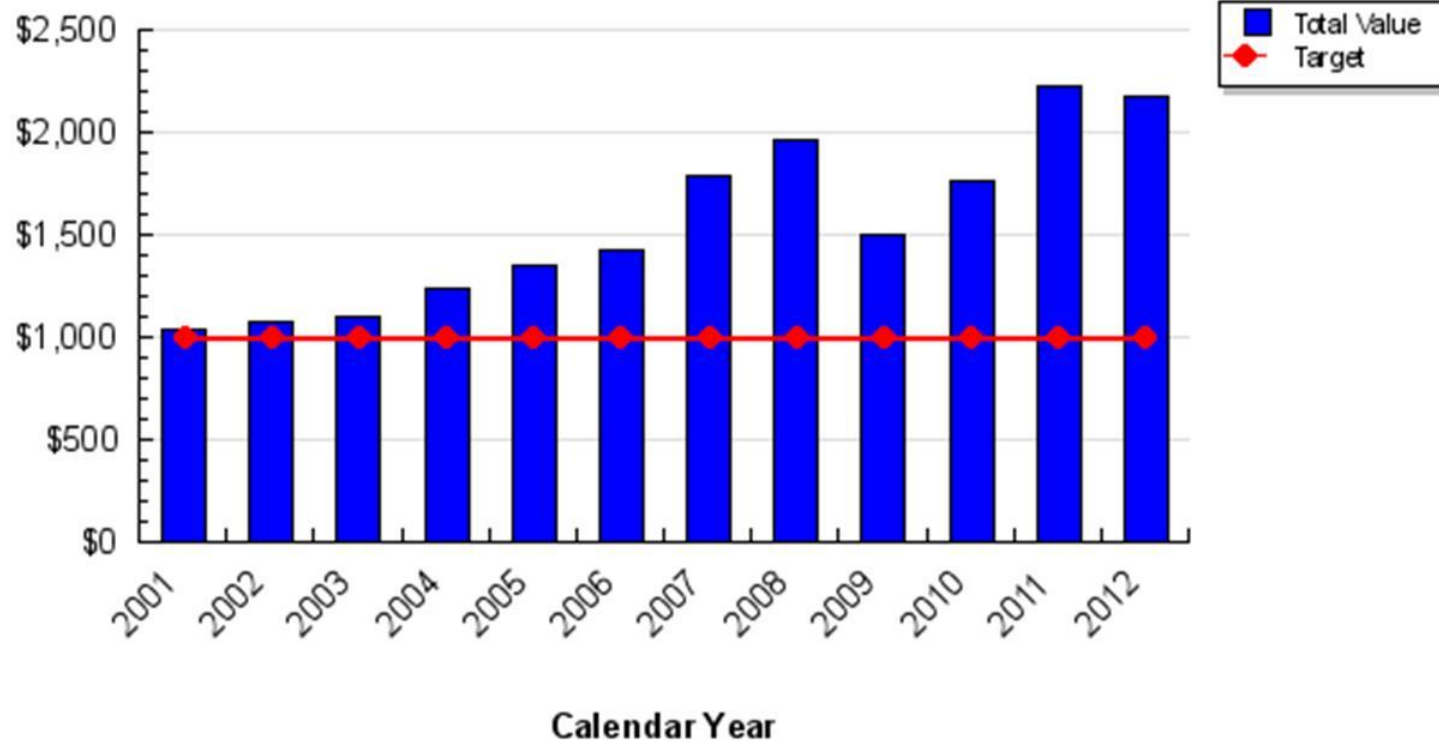
432 permanent part-time /  
seasonal positions

\$73,260.8 FY2015 Operating  
Request

34% of ADF&G's Operating  
Budget



## Exvessel Value of Commercial Harvests and Mariculture Production in Alaska





# Division of Sport Fish


Director Charlie Swanton

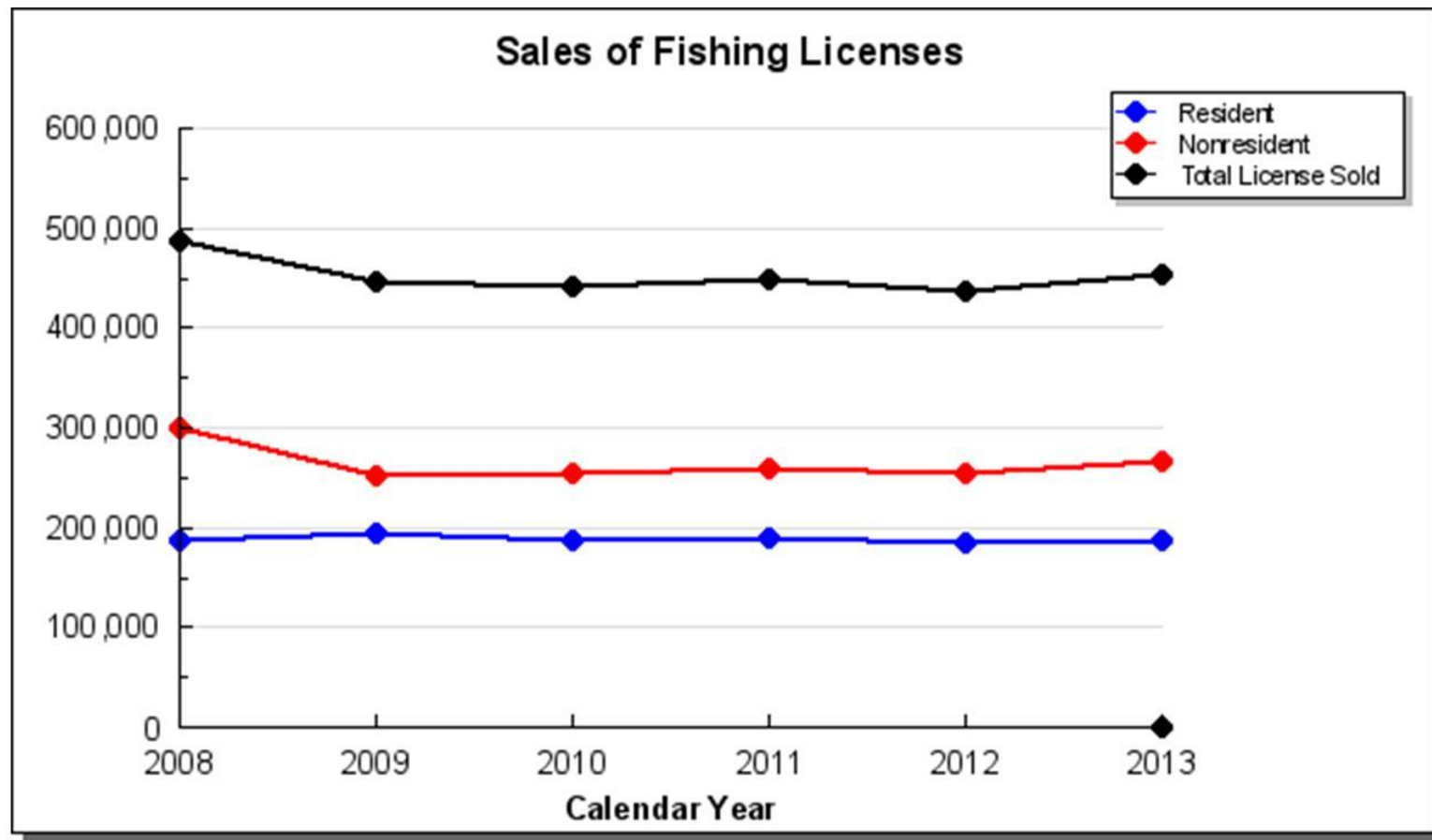
205 permanent full-time  
positions

179 permanent part-time /  
seasonal positions

\$49,077.0 FY2015 Operating  
Request

23% of ADF&G's Operating  
Budget





# Division of Wildlife Conservation

Director Doug Vincent-Lang

216 permanent full-time  
positions

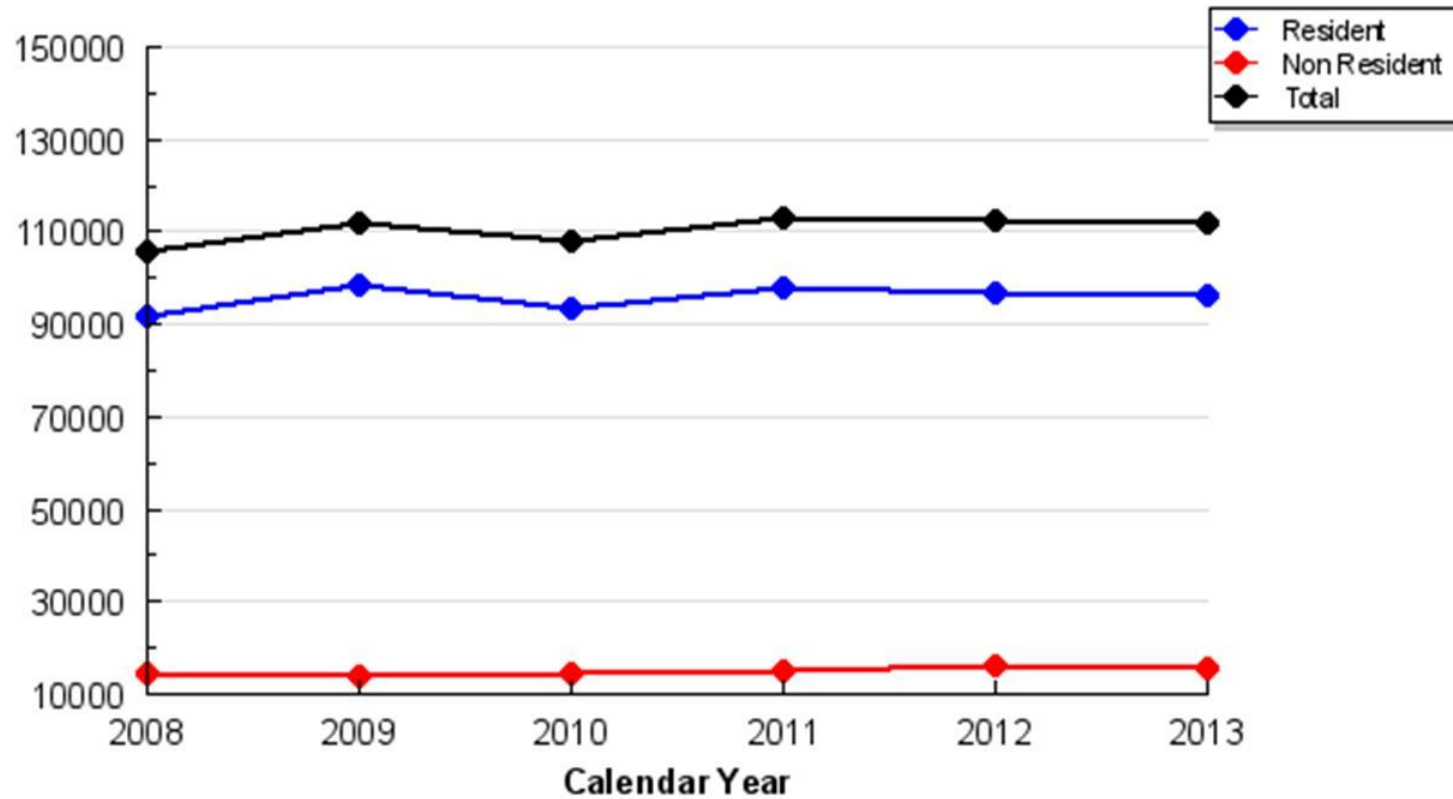
54 permanent part-time /  
seasonal positions

\$47,858.6 FY2015 Operating  
Request

22% of ADF&G's Operating  
Budget



### Sales of Hunting and Trapping Licenses



# Division of Subsistence

Director Hazel Nelson

32 permanent full-time  
positions

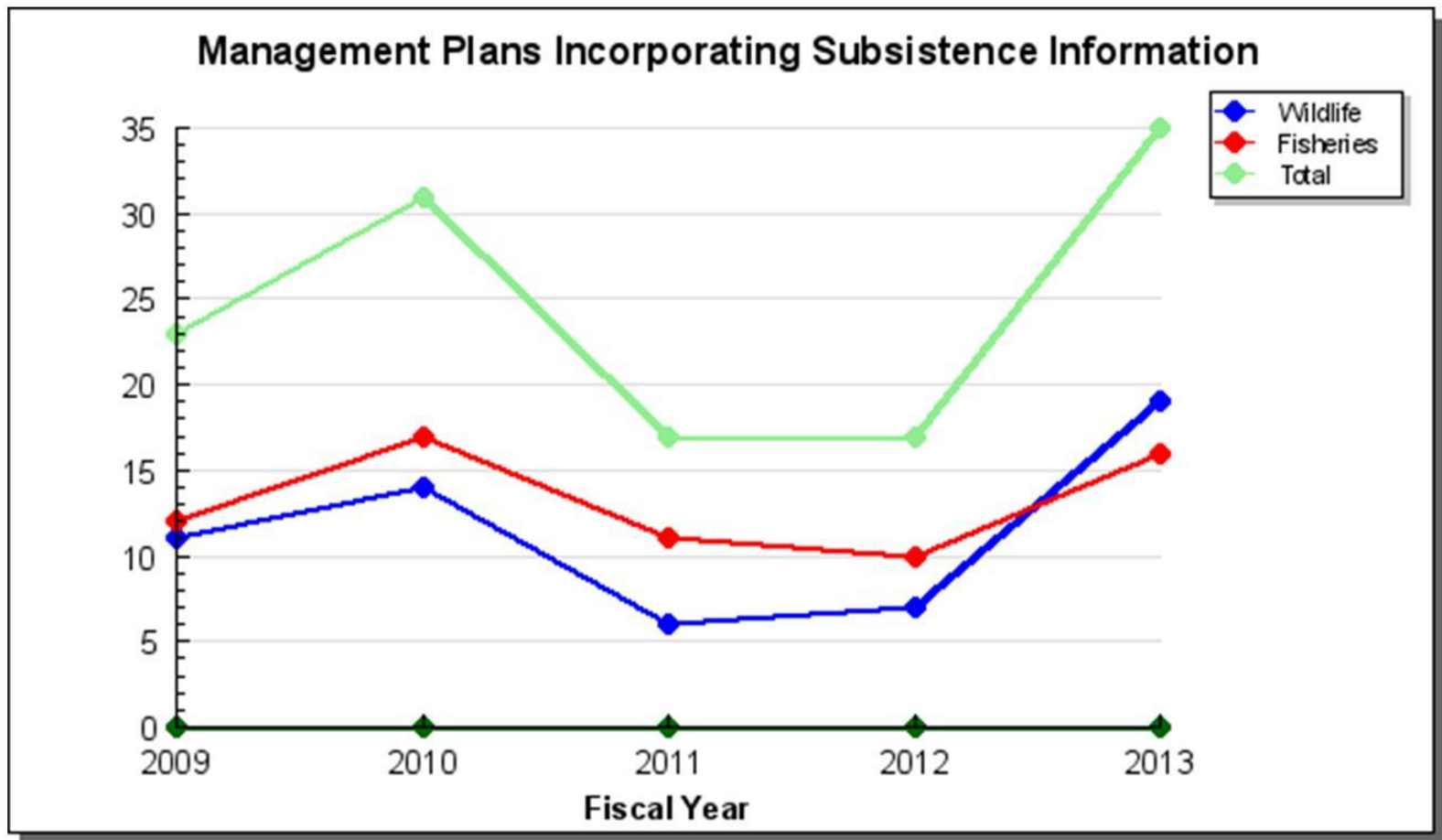
20 permanent part-time /  
seasonal positions

\$7,729.0 FY2015 Operating  
Request

4% ADF&G's Operating  
Budget







# Division of Habitat


Director Randy Bates

47 permanent full-time  
positions

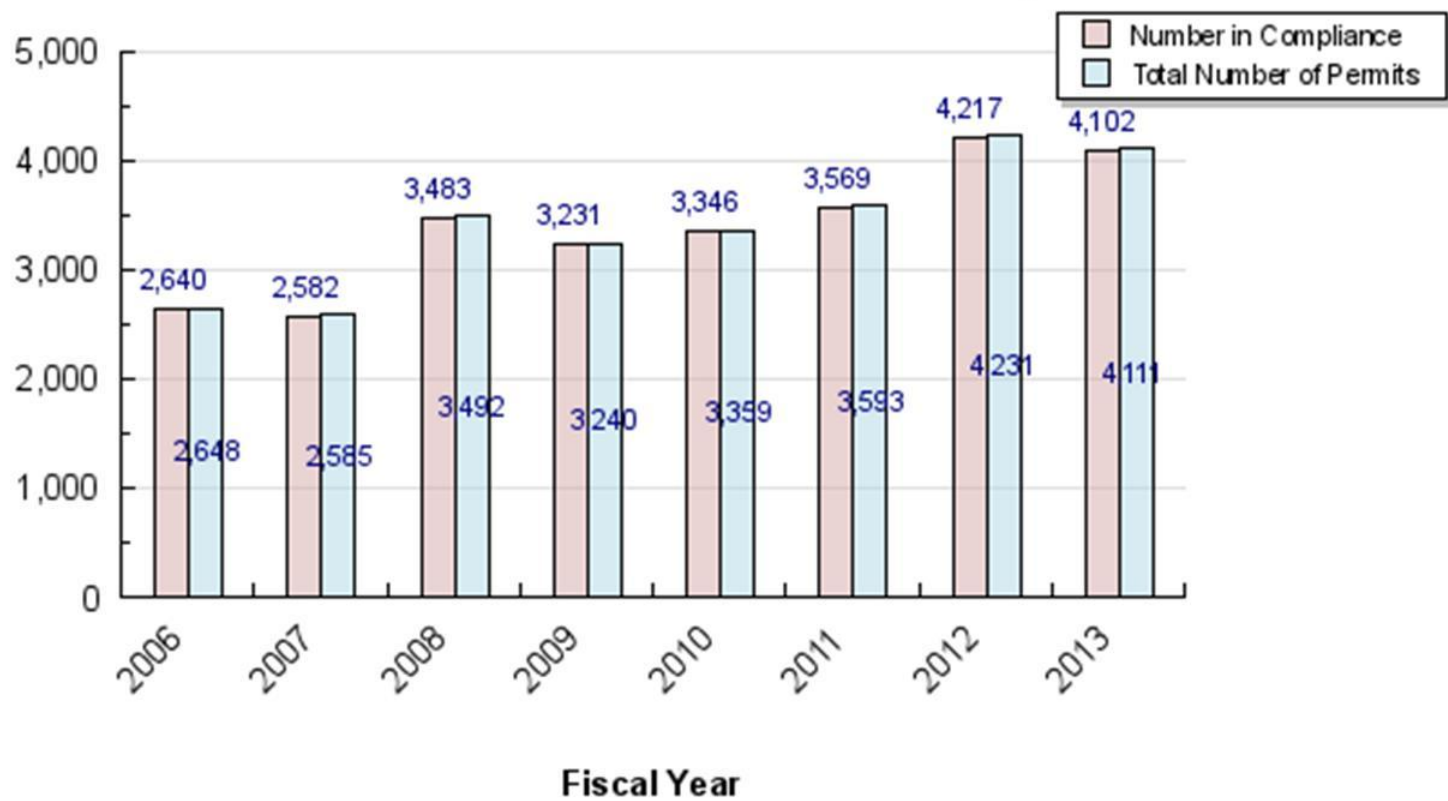
3 permanent part-time /  
seasonal positions

\$6,835.3 FY2015 Operating  
Request

3% of ADF&G's Operating  
Budget



### Number of Permits Issued and in Compliance



# Division of Administrative Services

Director Sunny Haight

73 permanent full-time  
positions

11 permanent part-time /  
seasonal positions

\$12,650.1 FY2015 Operating  
Request

6% of ADF&G's Operating  
Budget





# Boards Support Section

Board of Fish Executive Director Glenn Haight

Board of Game Executive Director Kristy Tibbles

6 permanent full-time  
positions

5 permanent part-time /  
seasonal positions

\$2,120.5 FY2015 Operating  
Request

1% of ADF&G's Operating  
Budget





# Independent Agencies

## Commercial Fisheries Entry Commission

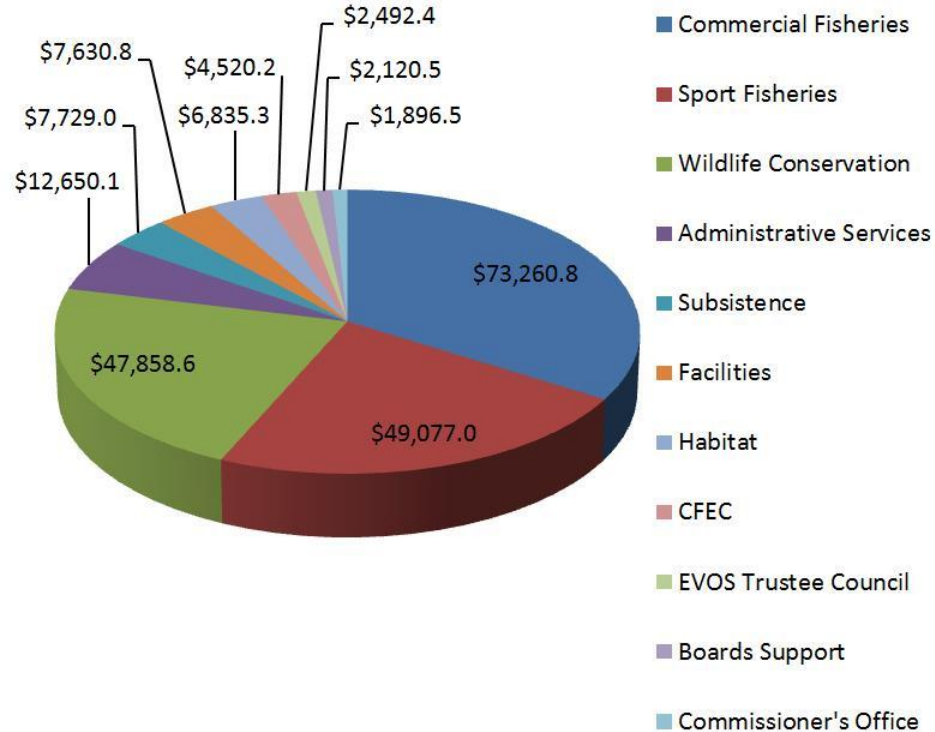
28 permanent full-time positions  
3 permanent part-time /  
seasonal positions  
\$4,520.2 FY2015 Operating  
Request  
2% of ADF&G's Operating  
Budget

## Exxon Valdez Oil Spill Trustee Council

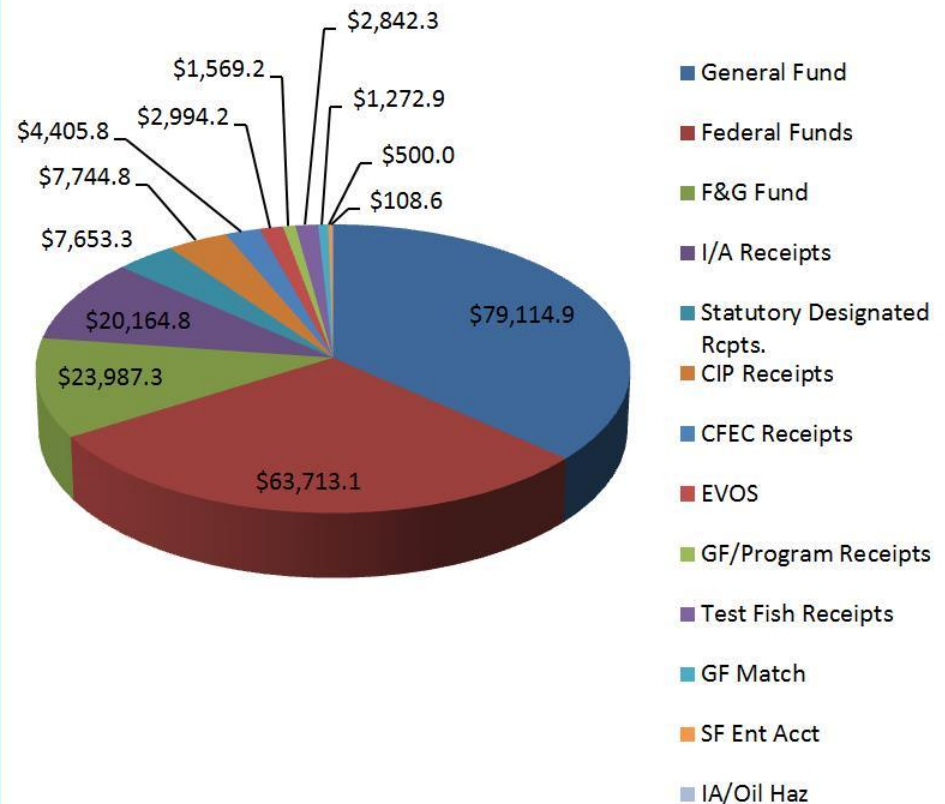
4 permanent full-time positions  
\$2,492.4 FY2015 Operating  
Request  
1% of ADF&G's Operating  
Budget

# FY2015 Budget By Division & Fund Source (\$216,071.2)

## FY2015 Budget By Division

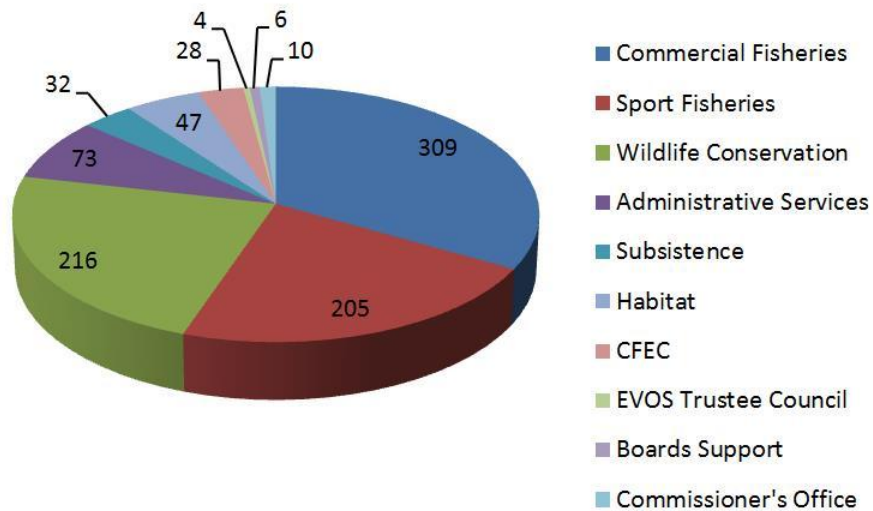


## FY2015 Budget By Fund Source

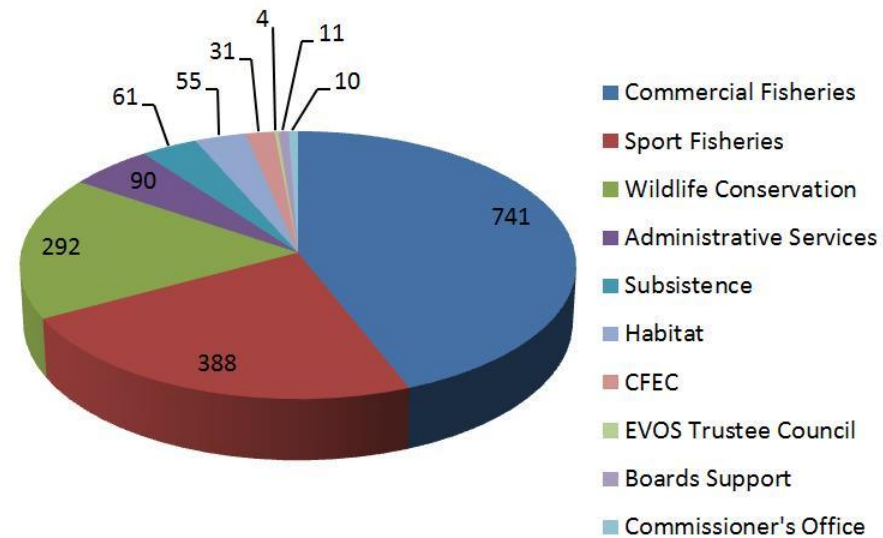


# FY2015 Budgeted Positions

**FY2015 Full-Time Positions**  
(930)



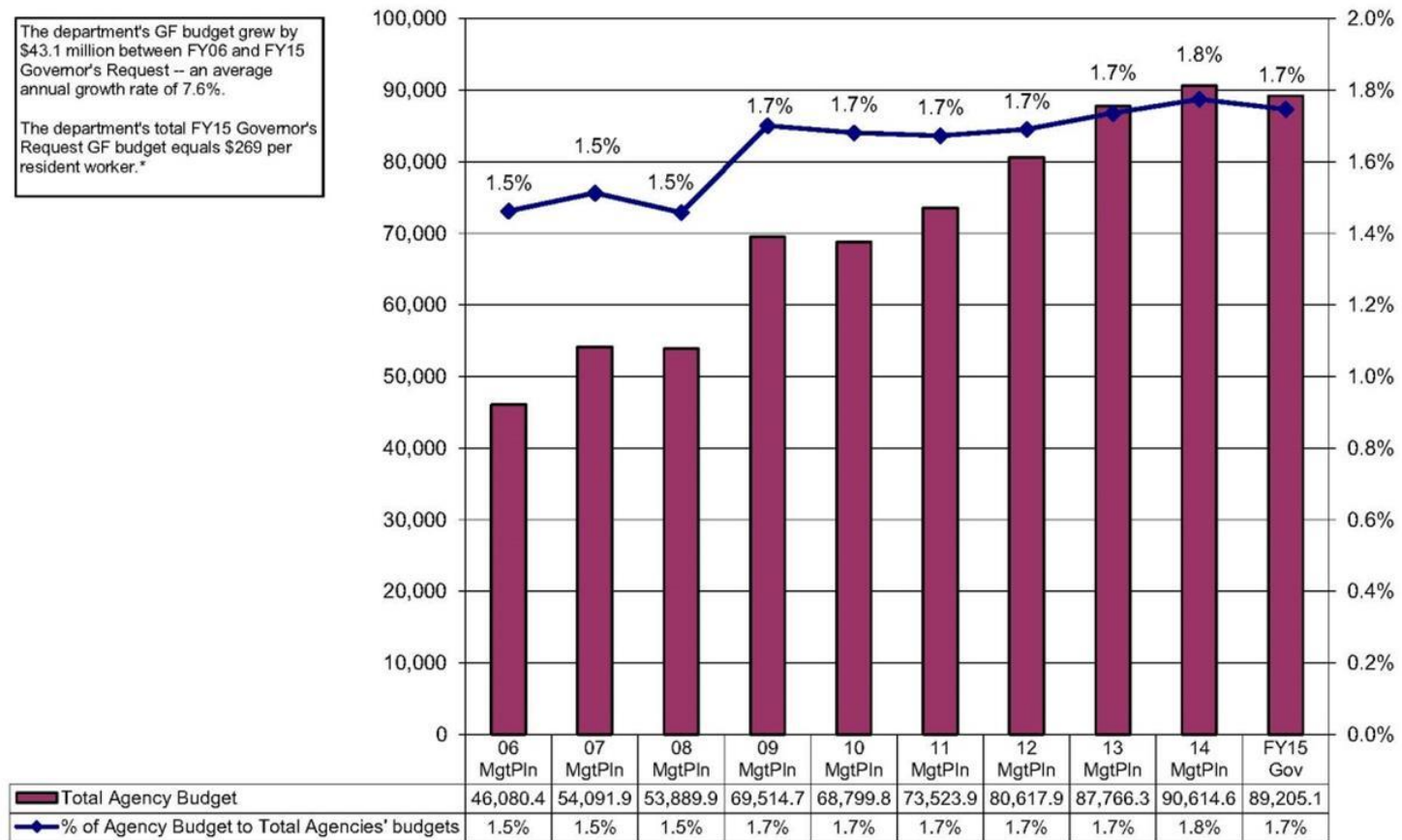
**FY2015 Total Positions**  
(1,683)



**Department of Fish & Game's Budget Compared to All Agencies' Budgets  
(GF Only)  
(\$ Thousands)**

The department's GF budget grew by \$43.1 million between FY06 and FY15 Governor's Request -- an average annual growth rate of 7.6%.

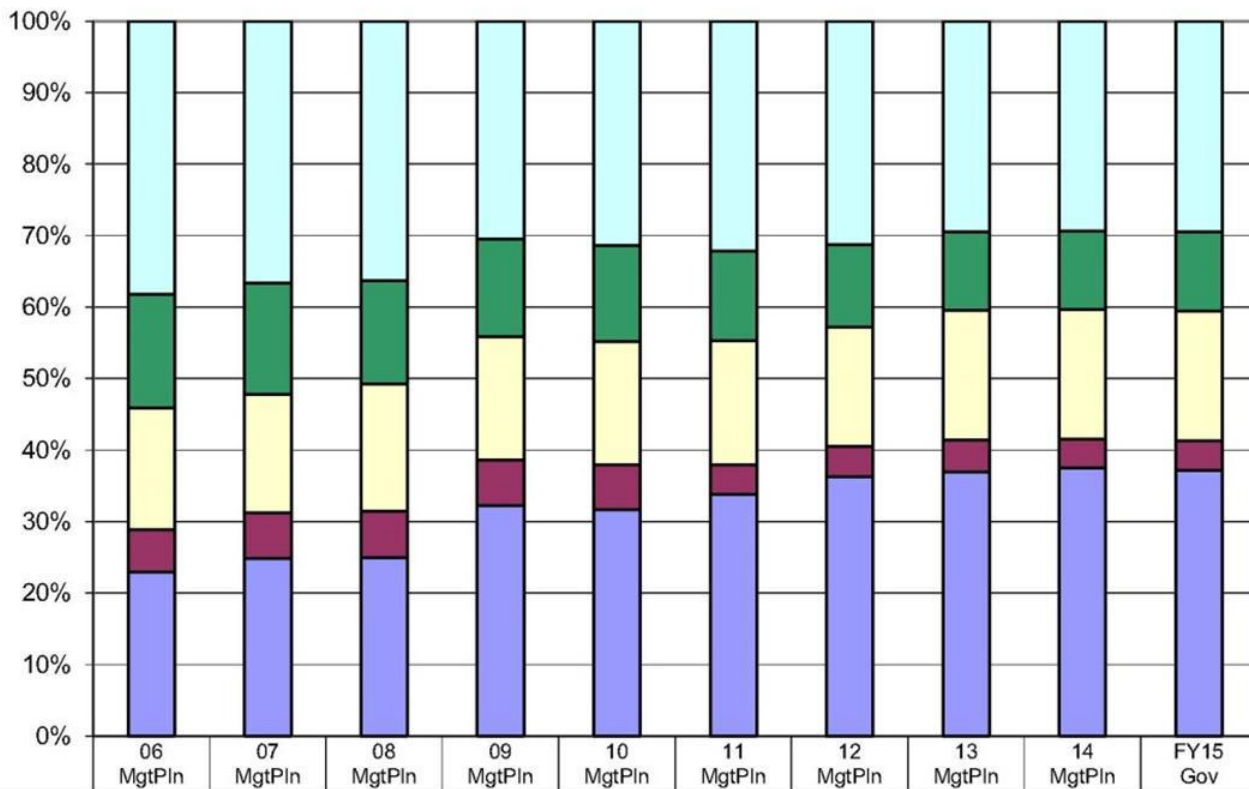
The department's total FY15 Governor's Request GF budget equals \$269 per resident worker.\*



\* According to the Department of Labor, there were 331,081 resident workers in Alaska in 2011.

**Department of Fish & Game**  
**Percent of the Total Department's Budget by Fund Group**  
 (All Funds)  
 (\$ Thousands)

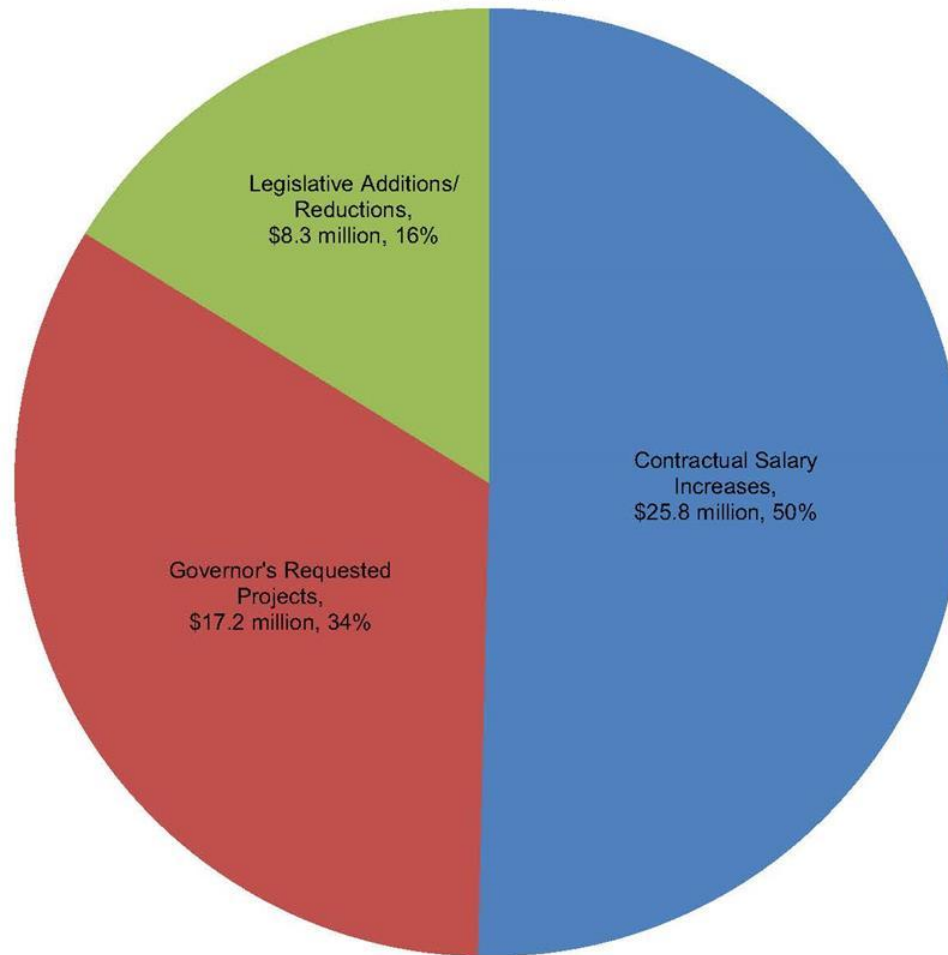
The percentage of general funds (UGF & DGF) in the Department of Fish & Game's budget was 29% in FY06 and is 41% in the FY15 Governor's Request.



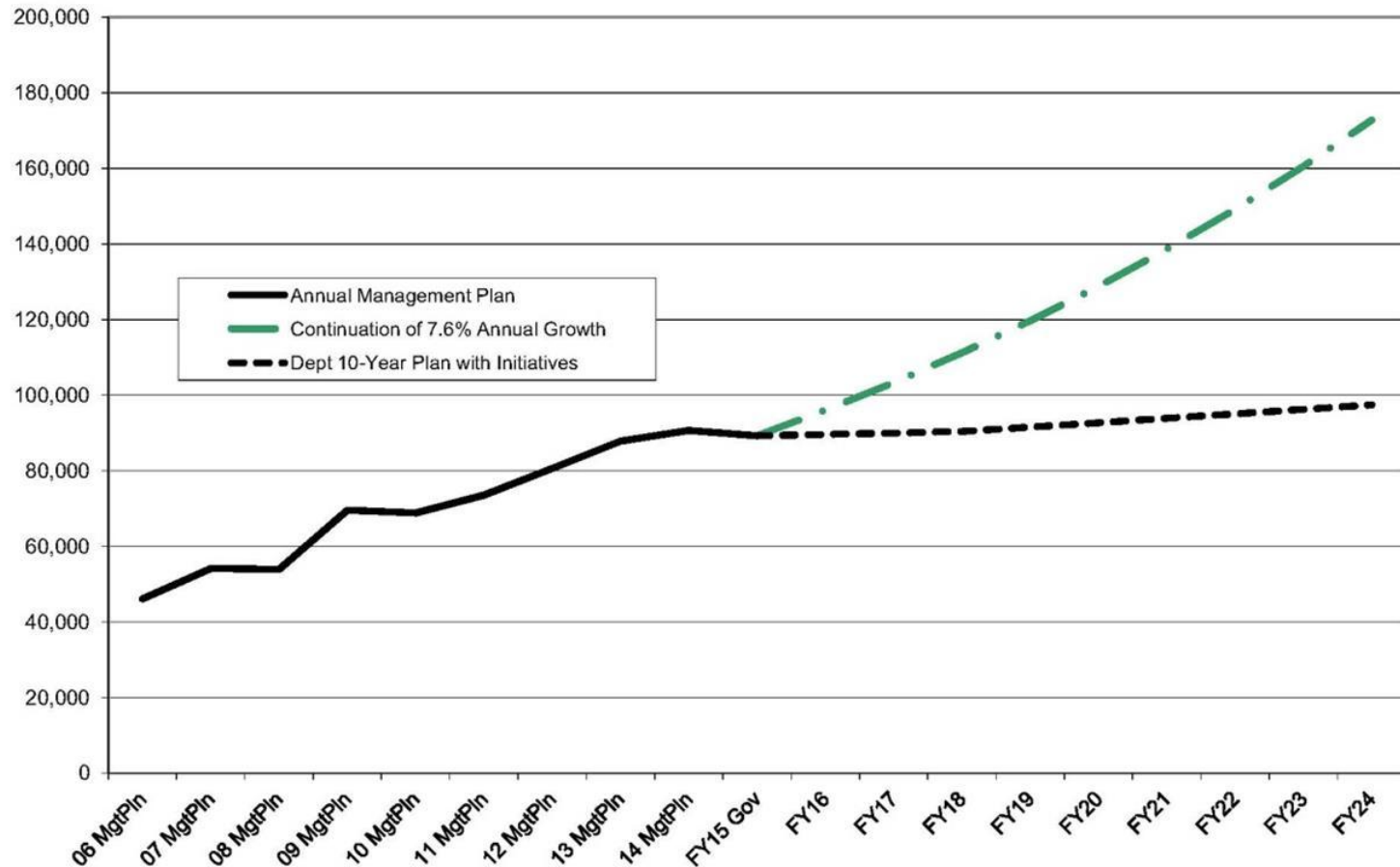
	06 MgtPln	07 MgtPln	08 MgtPln	09 MgtPln	10 MgtPln	11 MgtPln	12 MgtPln	13 MgtPln	14 MgtPln	FY15 Gov
■ Federal Receipts (Fed)	61,116.6	63,432.6	62,151.8	54,950.3	56,836.2	62,139.1	62,199.7	62,359.6	64,008.0	63,713.1
■ 1024 Fish/Game (Other)	25,318.7	26,834.8	24,663.4	24,469.1	24,393.8	24,306.2	23,013.1	23,379.2	24,016.2	23,987.3
■ Other State Funds (Other)	27,333.4	28,716.4	30,340.2	31,110.4	31,161.9	33,577.5	33,304.1	38,308.2	39,442.6	39,165.7
■ Designated General (DGF)	9,494.9	11,016.7	11,124.2	11,426.8	11,502.3	8,185.0	8,371.2	9,506.7	8,805.3	8,817.3
■ Unrestricted General (UGF)	36,585.5	43,075.2	42,765.7	58,087.9	57,297.5	65,338.9	72,246.7	78,259.6	81,809.3	80,387.8



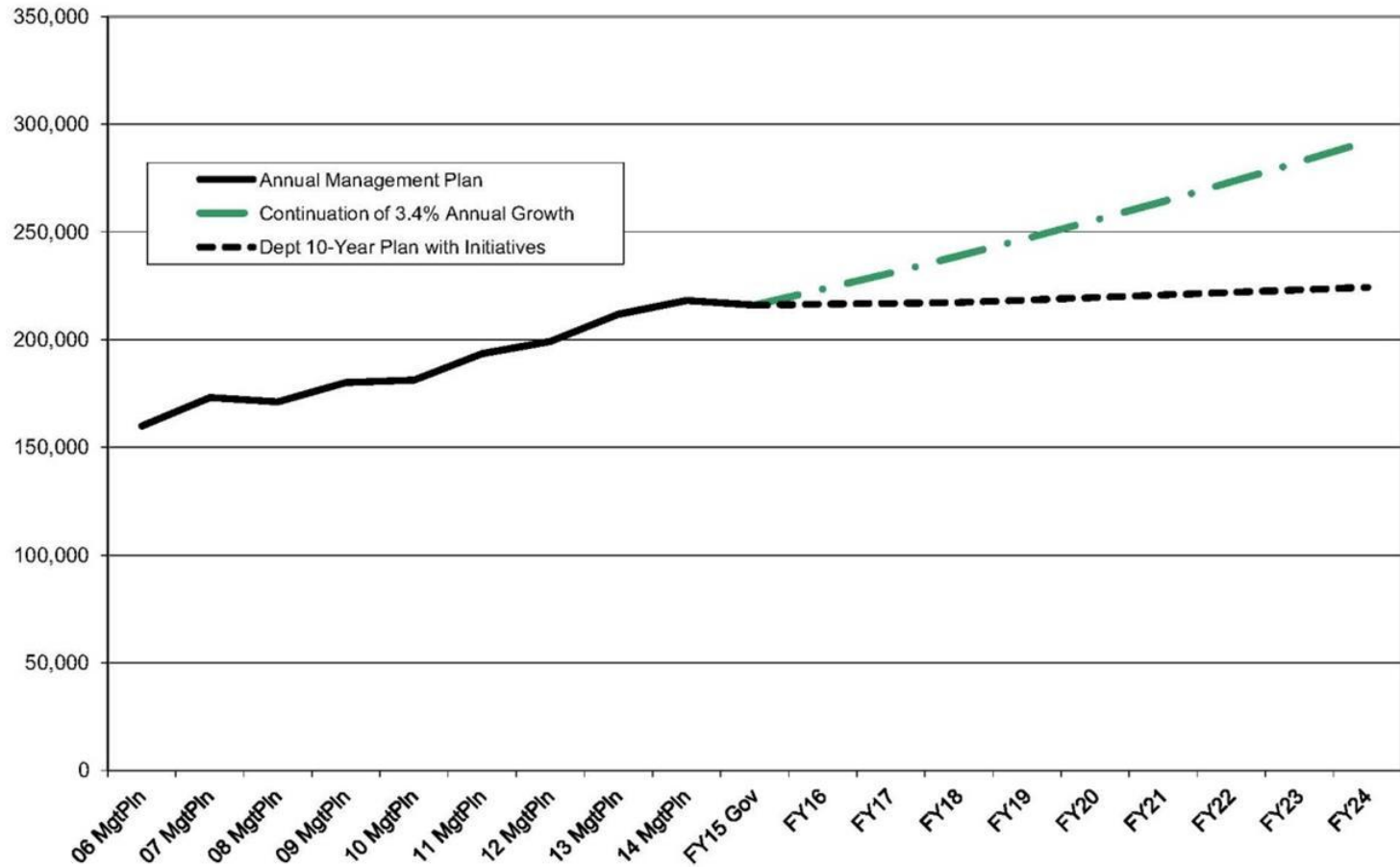
**Department of Fish & Game**  
**Approximate Growth from FY05-FY15 Governor's Request**  
**(GF Only)**



**Department of Fish & Game**  
**Continued Budget Growth Compared to 10-Year Plan**  
**(GF Only)**  
**(\$ Thousands)**



**Department of Fish & Game**  
**Continued Budget Growth Compared to 10-Year Plan**  
**(All Funds)**  
**(\$ Thousands)**



# **Major Accomplishments in 2013**

**Intensive Management and Habitat Enhancement**

**Subsistence Harvest Surveys**

**Near-Record Value Salmon and Shellfish Harvests**

**Operational Planning and Joint Biometrics**

**Sport Fish Hatchery Production**

**Advisory Committee Training and Support**

**New Research Projects Initiated**

# **Issues and Challenges**

**Chinook Salmon Abundance and Productivity**

**State Sovereignty and Endangered Species Issues**

**Preserving Fishing and Economic Opportunities**

**Flat Fish and Game Fund Revenue Following Declines**

**Declining Federal Funds in Several Programs**

**Increasing Federal Funds in Wildlife Conservation**

➤ **Match Constraints**



# Highlights in Operating Budget for FY2015

- \$1 million increase in federal receipt authority for Wildlife Conservation, Pittman-Robertson funds
  
- Elimination of 36 vacant positions and associated funding
  - 10 permanent full-time
  - 12 permanent part-time/seasonal
  - 14 non-permanent
  - \$570.0 UGF reduction, \$739.0 federal reduction, \$509.8 other

# FY2015 Capital Projects Request

## Projects and Initiatives

- ▶ Chinook Salmon Initiative; \$10,000.0 GF
- ▶ Intensive Game Management Research and Implementation; \$2,000.0 Federal, \$2,000.0 GF
- ▶ Habitat Enhancement for Wildlife; \$750.0 Federal, \$250.0 GFM
- ▶ Storage Structures for Hunter Education and Shooting Range Programs; \$600.0 Federal, \$200.0 F&GF

## Recurring Capital Projects

- ▶ Sport Fish Recreational Boating Access; \$2,250.0 Federal, \$750.0 GF
- ▶ Deferred Maintenance, Renewal, Repair and Equipment; \$1,400.0 GF
- ▶ Facilities, Vessels and Aircraft Maintenance, Repair and Upgrades; \$500.0 GF

# Chinook Salmon Research Initiative

- ▶ \$30 million over five years
  - \$7.5 million appropriated in FY14
  - \$10 million requested in FY15
- ▶ 12 Indicator Stocks from the Yukon to Southeast Alaska
- ▶ 2014 Projects
  - Adult and Juvenile Abundance
  - Subsistence Harvests and Local Traditional Knowledge
  - Genetics and Coded Wire Tagging
- ▶ River system and project detail available at:
  - <http://www.adfg.alaska.gov/index.cfm?adfg=chinookinitiative.main>

► **Any Questions?**