

State of Alaska

Senate Finance Subcommittee

**Department of Education and
Early Development**

August 21, 2013



Purpose

- Agency (non-formula) historical and current costs
- Impact of Sequestration
- School accountability system changes and supports for districts and schools
- Federal legislation regarding the Elementary and Secondary Education Act (ESEA)
- Future needs

Department of Education and Early Development Alaska State Constitution- Alaska Statutes

Alaska Constitution Section 7.1 – Public Education

Responsibility: To establish and maintain a system of public schools.

Key Functions: Fund, Provide oversight and support, Set standards, Assess students towards standards.

State Education Policy – AS 14.03.015

The purpose of education is to help ensure that all students will succeed in their education and work.

Governing Statutes – Alaska Statutes Title 14

Education Policy Stakeholders Policy Implementation Drivers

Alaska State Legislature

Alaska State Board of Education & Early Development

Federal Programs

Public

Policy Implementation/Maintenance

Historical Fiscal Impact (General Fund Increases)

Standards and School Accountability Systems (Moore Vs. State of Alaska and SB285)

FY09

Maintenance of the HSGQE \$750.0

College and Career Ready (WorkKeys) \$414.0

Longitudinal Data System Support \$610.0

FY10

Intervention and District Support \$1,330.0

FY11

New State System of Support Component \$291.7

FY12

One time increment SSOS Coaches/District Trustee \$400.0

FY13

Comprehensive System of Student Assessment Maintenance \$750.0

SSOS Coaches (Maintained in the base budget) \$250.0

FY14

Comprehensive System of Student Assessment Maintenance \$250.0

Policy Implementation/Maintenance

Historical Fiscal Impact (General Fund Increases)

Early Learning

FY09

Head Start Grants (wait list) \$600.0

FY13

Statewide Literacy Program \$150.0

FY14

K-3 Literacy Project \$320.0

Pre-K Program Funding transferred to Teaching and Learning support in FY12 and is currently a one time item \$2,000.0

Policy Implementation/Maintenance

Historical Fiscal Impact (General Fund Increases)

Priorities of the Alaska State Legislature

FY09

Early Learning Coordination \$307.1

FY10

Head Start Grants \$600.0

Best Beginnings One time item \$200.0

FY11

Alaska Native Science and Engineering Program \$960.0

Best Beginnings One time item \$380.0

Additional Best Beginnings/Parents as Teachers \$600.0

FY12

Theme-based Learning (Iditarod) \$500.0

Best Beginnings (base budget) \$200.0

FY13

Theme-based Learning (Iditarod) \$500.0

North Slope Curriculum Alignment One time item \$330.0

FY14

Theme-based Learning (Iditarod) Final Year \$500.0

Policy Implementation/Maintenance

New General Fund Initiatives

Supported by the 28th Alaska State Legislature

FY14

Alaska Learning Network \$1,100.0

Online with Libraries \$761.8

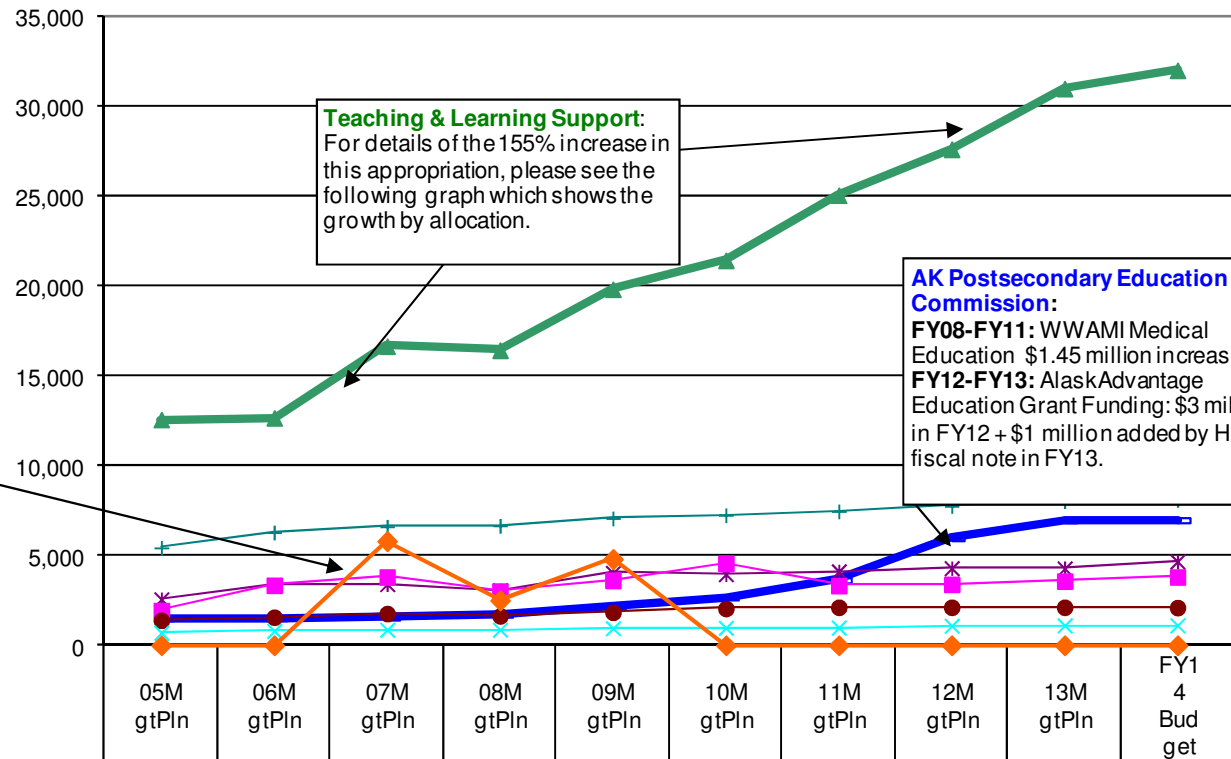
Live Homework Help \$138.2

Department of Education & Early Development
Non-Formula Budget Comparisons (by Appropriations)
 (GF Only)
 (\$ Thousands)

K-12 Support (non-formula)
-- School Performance Incentives
FY07-FY09:
 --FY07 \$5.8 million
 --FY08 \$2.5 million
 --FY09 \$4.8 million
 Authorized by fiscal note for HB13 (Chapter 41, SLA 2006), this non-formula, 3-yr program ended with the completion of the FY09 incentive award distributions.

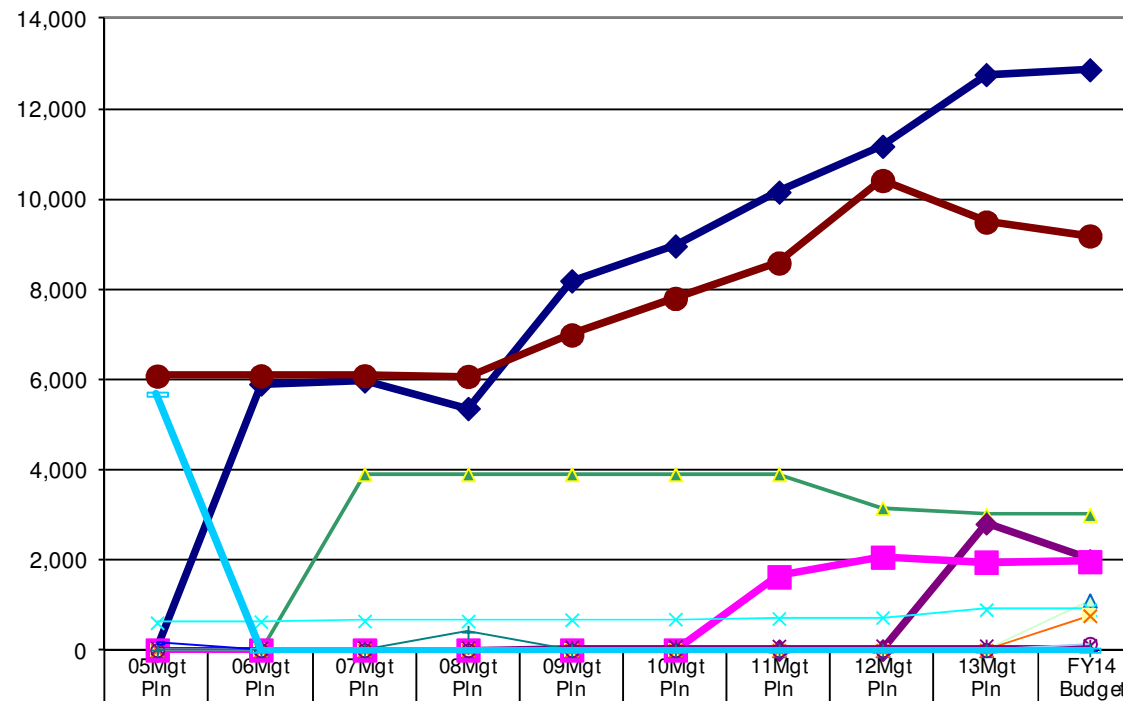
Teaching & Learning Support:
 For details of the 155% increase in this appropriation, please see the following graph which shows the growth by allocation.

AK Postsecondary Education Commission:
FY08-FY11: WWAMI Medical Education \$1.45 million increase
FY12-FY13: AlaskAdvantage Education Grant Funding: \$3 million in FY12 + \$1 million added by HB104 fiscal note in FY13.



	05M gtPln	06M gtPln	07M gtPln	08M gtPln	09M gtPln	10M gtPln	11M gtPln	12M gtPln	13M gtPln	FY1 4 Bud get
Teaching and Learning Support	12,566.	12,660.	16,654.	16,427.	19,816.	21,433.	25,057.	27,619.	31,003.	32,017.
Alaska Library and Museums	5,427.3	6,278.1	6,599.8	6,657.5	7,062.8	7,245.4	7,458.5	7,748.4	8,018.7	8,096.9
Alaska Postsecondary Education Commission	1,507.3	1,507.3	1,546.7	1,698.0	2,130.1	2,654.8	3,614.8	5,964.8	6,964.8	6,964.8
Mt. Edgecumbe Boarding School	2,555.7	3,352.7	3,406.4	3,060.2	4,032.1	3,960.6	4,112.3	4,293.1	4,278.4	4,667.4
Education Support Services	1,936.0	3,343.5	3,797.9	3,019.3	3,613.4	4,559.4	3,321.9	3,384.8	3,573.2	3,796.0
State Facilities Maintenance	1,389.5	1,560.3	1,763.3	1,635.2	1,835.2	2,045.8	2,115.8	2,115.8	2,115.8	2,098.2
Commissions and Boards	693.2	801.0	864.1	866.4	947.0	970.3	986.0	1,091.3	1,104.8	1,110.8
K-12 Support	-	-	5,800.0	2,500.0	4,800.0	-	-	-	-	-

Teaching & Learning Support Budget Comparisons (by Allocation)
(GF Only)
(\$ Thousands)

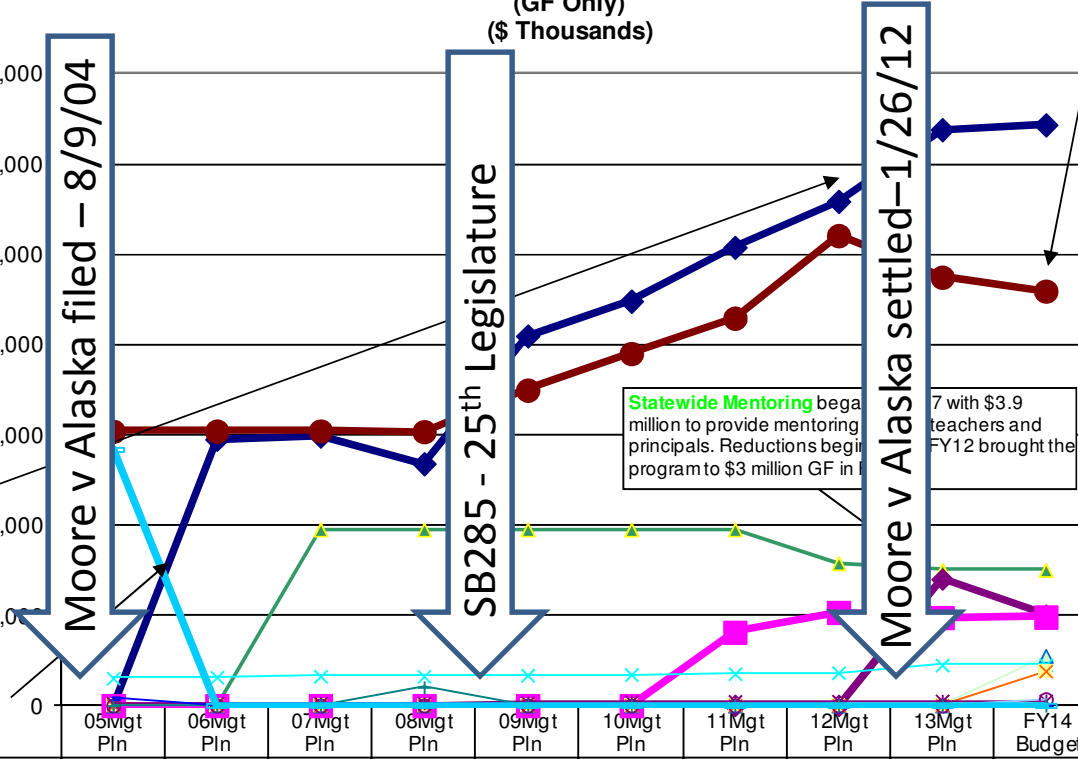


	05Mgt Pln	06Mgt Pln	07Mgt Pln	08Mgt Pln	09Mgt Pln	10Mgt Pln	11Mgt Pln	12Mgt Pln	13Mgt Pln	FY14 Budget
Student and School Achievement	-	5,901.5	5,969.6	5,358.5	8,189.5	8,961.3	10,156.2	11,173.4	12,764.0	12,870.0
Early Learning Coordination	6,076.0	6,080.3	6,084.1	6,068.9	6,989.3	7,799.7	8,584.7	10,414.7	9,492.7	9,184.6
Statewide Mentoring	-	-	3,900.0	3,900.0	3,900.0	3,900.0	3,900.0	3,150.0	3,000.0	3,000.0
Pre-Kindergarten Grants	-	-	-	-	-	-	-	-	2,800.0	2,000.0
State System of Support	-	-	-	-	-	-	1,624.3	2,061.9	1,950.0	1,959.4
Alaska Learning Network	-	-	-	-	-	-	-	-	-	1,100.0
Teacher Certification	605.8	627.8	646.7	646.7	671.3	685.5	702.2	724.2	896.5	901.7
Online with Libraries (OWL)	-	-	-	-	-	-	-	-	-	761.8
Child Nutrition	47.9	50.8	53.7	53.5	66.7	86.6	90.5	95.0	100.0	101.3
Live Homework Help	-	-	-	-	-	-	-	-	-	138.2
Early Learning Programs	-	-	-	400.0	-	-	-	-	-	-
Special & Supplemental Service	162.7	-	-	-	-	-	-	-	-	-
Quality Schools	5,673.9	-	-	-	-	-	-	-	-	-

Student & School Achievement:
FY09 - \$1.8 million
 --\$750.0 HS Graduation Qualifying Exam contract
 --\$414.0 WorkReady/College Ready Initiative
 --\$610.0 Alaska Longitudinal Data System
FY11 - \$960.0 Alaska Native Science & Engineering Program (ANSEP)
FY12 - \$500.0 First year of the Development of a Theme-based Learning Program (SB84) (annual appropriation for 3 yrs, with an overall total of \$1.5 million)
FY13 - \$1.7 million
 --\$750.0 Statewide Assessments Contract increases
 --\$500.0 Second year of Theme-based Learning Pilot Program
 --\$150.0 Statewide Literacy Program
 --\$330.0 One-time grant to North Slope Borough School District for Curriculum Alignment, Integration and Mapping
FY14 Budget - \$1.07 million
 --\$250.0 State Assessments Contract increases
 --\$500.0 Third year of Theme-based Learning Pilot Program
 --\$320.0 Kindergarten through 3rd Grade Literacy Project

In FY06, a budget structure change moved all funding from Quality Schools to Student & School Achievement

Teaching & Learning Support Budget Comparisons (by Allocation)
 (GF Only)
 (\$ Thousands)



Early Learning Coordination: (named **Head Start Grants** in FY05-FY08. From FY09, this allocation includes Head Start Grants plus other parts of the Early Learning program):

FY09 - \$907.1
 --\$600.0 Increase Head Start Grants
 --\$307.1 Early Learning Coordination Funding + 1 PFT position
FY10 \$800.0
 --\$600.0 Increase Head Start Grants
 --\$200.0 Best Beginnings Grants
FY11 \$980.0
 --\$380.0 Best Beginnings Grants
 - Imagination Library
 --\$600.0 Best Beginnings or existing Pre-K Providers of Parents as Teachers increase
FY12 \$2.2 million
 --\$1.7 million transfer-in of Pre-K Funding from K-12 Support Foundation Program (no departmental increase)
 --\$300.0 Intervention Districts Funding
 --\$200.0 Best Beginnings
FY13 (\$1.4 million decrease)
 --(\$2 million) moved to new Pre-Kindergarten Grants allocation
 --\$250.0 added to Early Learning
 --\$325.0 added to Best Beginnings

	05Mgt Pln	06Mgt Pln	07Mgt Pln	08Mgt Pln	09Mgt Pln	10Mgt Pln	11Mgt Pln	12Mgt Pln	13Mgt Pln	FY14 Budget
Student and School Achievement	-	5,901.5	5,969.6	5,358.5	8,189.5	8,961.3	10,156.2	11,173.4	12,764.0	12,870.0
Early Learning Coordination	6,076.0	6,080.3	6,084.1	6,068.9	6,989.3	7,799.7	8,584.7	10,414.7	9,492.7	9,184.6
Statewide Mentoring	-	-	3,900.0	3,900.0	3,900.0	3,900.0	3,900.0	3,150.0	3,000.0	3,000.0
Pre-Kindergarten Grants	-	-	-	-	-	-	-	-	2,800.0	2,000.0
State System of Support	-	-	-	-	-	-	1,624.3	2,061.9	1,950.0	1,959.4
Alaska Learning Network	-	-	-	-	-	-	-	-	-	1,100.0
Teacher Certification	605.8	627.8	646.7	646.7	671.3	685.5	702.2	724.2	896.5	901.7
Online with Libraries (OWL)	-	-	-	-	-	-	-	-	-	761.8
Child Nutrition	47.9	50.8	53.7	53.5	66.7	86.6	90.5	95.0	100.0	101.3
Live Homework Help	-	-	-	-	-	-	-	-	-	138.2
Early Learning Programs	-	-	-	400.0	-	-	-	-	-	-
Special & Supplemental Service	162.7	-	-	-	-	-	-	-	-	-
Quality Schools	5,673.9	-	-	-	-	-	-	-	-	-

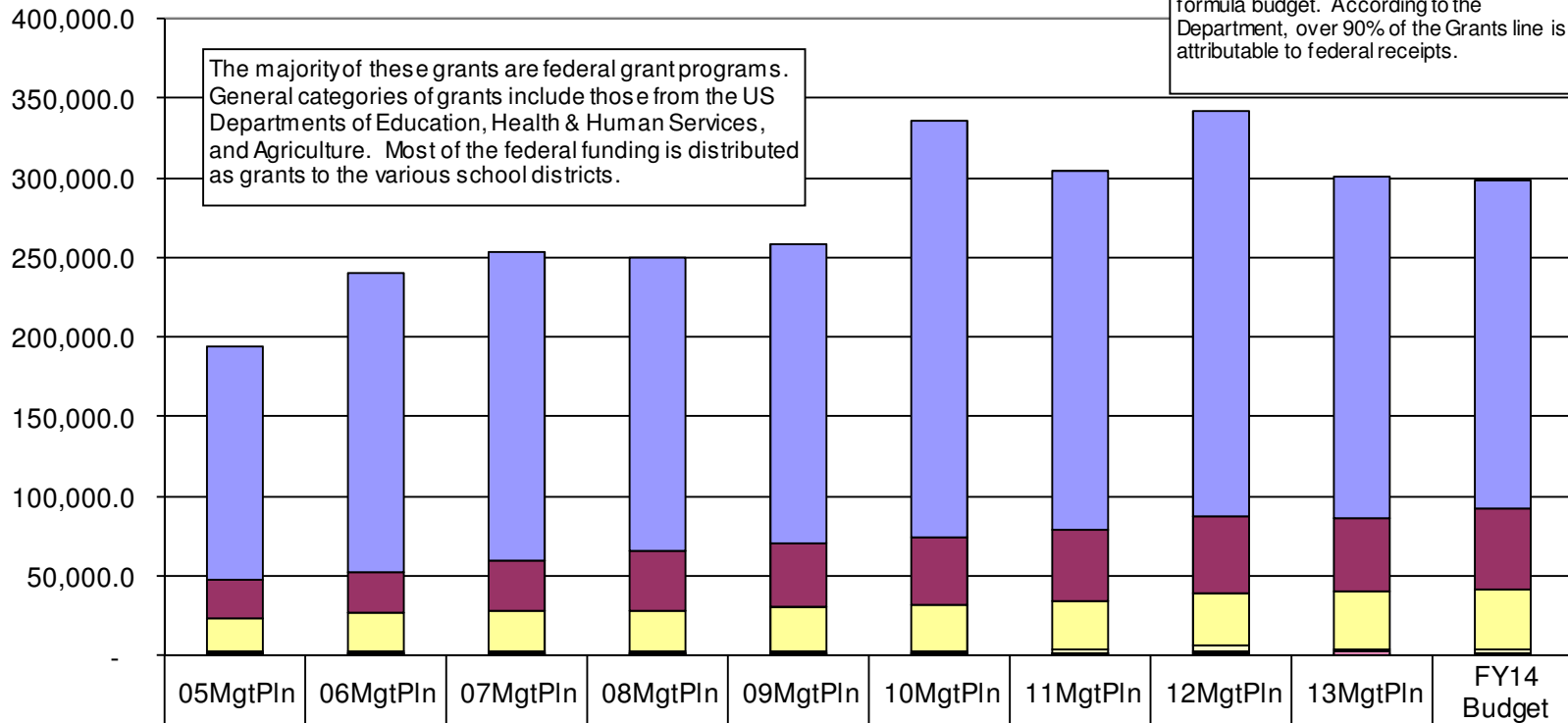
New allocation in FY13 for Pre-Kindergarten Grants - \$2.8 million
Reduced in FY14 Budget to \$2 million OTI

3 New allocations in FY14 for Digitizing Education in AK totaling \$2 million:
 Alaska Learning Network \$1.1 million;
 Online with Libraries \$761.8, and Live Homework Help \$138.2

State System of Support: Began in FY11 with District Interventions & Support: \$1.6 million GF, of which, \$1.3 million was existing funding transferred into SSOS from the Executive Administration allocation.
FY12-FY13: Content Coaches and School District Trustee Funding: \$250.0

DEED Non-Formula Line Item Comparisons (All Funds) (\$ Thousands)

Comparison of department non-formula line items shows the majority of funding in the Grants line (rising from \$146 million in FY05 to over \$206 million in FY14 -- a 41% increase.) In FY14 the Grants line comprises about 69% of the overall non-formula budget. According to the Department, over 90% of the Grants line is attributable to federal receipts.



	05MgtPln	06MgtPln	07MgtPln	08MgtPln	09MgtPln	10MgtPln	11MgtPln	12MgtPln	13MgtPln	FY14 Budget
Grants, Benefits	146,403.7	188,721.1	194,354.5	184,797.3	188,012.2	262,521.8	225,367.2	254,873.7	214,232.3	206,412.9
Services	24,086.6	25,603.4	31,360.4	36,935.0	40,495.2	42,079.9	44,135.6	47,483.2	46,421.8	50,643.2
Personal Services	20,800.6	23,784.4	25,672.3	26,058.5	27,607.9	29,004.9	31,071.1	33,790.5	36,373.8	37,443.9
Commodities	1,223.7	1,237.8	1,215.1	1,223.1	1,281.0	1,274.0	1,539.3	2,864.3	1,767.9	1,797.5
Travel	1,160.1	1,153.1	1,148.1	1,162.4	1,251.9	1,266.9	1,774.0	1,958.6	1,947.0	1,917.5
Capital Outlay	135.4	135.4	130.4	133.4	105.0	90.3	100.3	915.7	111.8	69.1
Miscellaneous	-	-	-	-	-	-	-	-	-	-

Impact of Sequestration

- Implementation plans may vary between agencies
 - E.g. Forest Service very different from ED
- Actual allocations may vary by more or less than 5% sequestration cut
 - Cuts are to the federal program, how those cuts impact state allocations may differ
 - Budget allocations at State and district level vary due to:
 - New Census/population data

Federal Funding Picture

Programs within: ESEA, CTE, IDEA

- FY14 selected program awards = 107,900.1
- Reduction between FY14 & FY13 = 2,639.9
- Reduction between FY14 & FY11 = 5,445.2
- Programs with greatest reductions FY11-14:
 - 21st Century Comm. Learning Ctr.
 - Title I-C Migrant Education
 - Title II-A Improving Teacher Quality
 - Title VI-B LEA Grants (IDEA)

School Accountability – ESEA Waiver

- ESEA Flexibility Waiver permitted a State-based system of differentiated recognition, accountability, and support
- Required
 - Setting ambitious but achievable annual measurable objectives (AMOs)
 - Consider student achievement in at least language arts and math, and in graduation rate
 - Take into account student growth
 - Identify and require interventions in 1-star Title I and 2-star Title I schools
 - Publicly recognize Reward Schools

School Accountability – ESEA Waiver

- Flexibility permitted waiver from:
 - Making Adequate Yearly Progress determinations for schools and districts
 - Corrective action as determined by the federal government.

School Accountability – ESEA Waiver

Alaska School Performance Index

	K – 8	9 – 12
Academic Achievement	35%	20%
School Progress	40%	40%
Attendance Rate	25%	10%
Graduation Rate	N/A	20%
ACT/SAT/WorkKeys	N/A	8%
Participation WorkKeys	N/A	2%

School Accountability – ESEA Waiver

Star Ratings

Number of Stars

ASPI Points

5 Stars

94 – 100

4 Stars

85 – 93.99

3 Stars

65 – 84.99

2 Stars

55 – 64.99

1 Star

0 – 54.99

School Accountability – ESEA Waiver

Star Ratings

Stars	Count	Percent
Five Stars	52	10.34%
Four Stars	190	37.77%
Three Stars	162	32.21%
Two Stars	49	9.74%
One Star	50	9.94%
TOTAL	503	

School Accountability – ESEA Waiver

Supports for Districts and Schools

For all Districts/Schools

- Distance delivery or on-site training from EED staff Teaching & Learning Support (TLS) Institute twice annually
- Coaching/mentorship for new teachers and principals through the Alaska Statewide Mentor Project (ASMP) and the Alaska Administrator Coaching Project (AACP)
- Support for established principals: Alaska Innovative School Leaders Academy (AISLA)

For Districts/Schools needing additional support

- EED Liaison support for developing school improvement plans with STEPP
- A State System of Support (SSOS) Coach to work on-site toward implementation of school improvement plan
- Financial support to participate in event such as the TLS Institute

ESEA Reauthorization Bills

Funding Limitations

- Sen. Harkin bill, passed out of committee but not the floor, authorizes “such sums” from 2014 through 2018, adds greater teacher salary comparability between Title I and non-Title I schools.
- Rep. Kline bill, which passed on the floor, limits total funding to approximately FY2012 (pre-sequestration) levels. Removes Maintenance of effort, merges programs and provides more flexibility at local level for spending.

Future needs

- Policy directions to improve student achievement
- Policy direction to support school effectiveness
- Student Learning and Assessment