

2010 Alaska Victimization Survey

Report to the Alaska State Legislature 1/24/11



University of Alaska Anchorage Justice Center
André B. Rosay



Council on Domestic Violence and Sexual Assault
Lauree Morton



UNIVERSITY *of* ALASKA ANCHORAGE

Presentation Overview



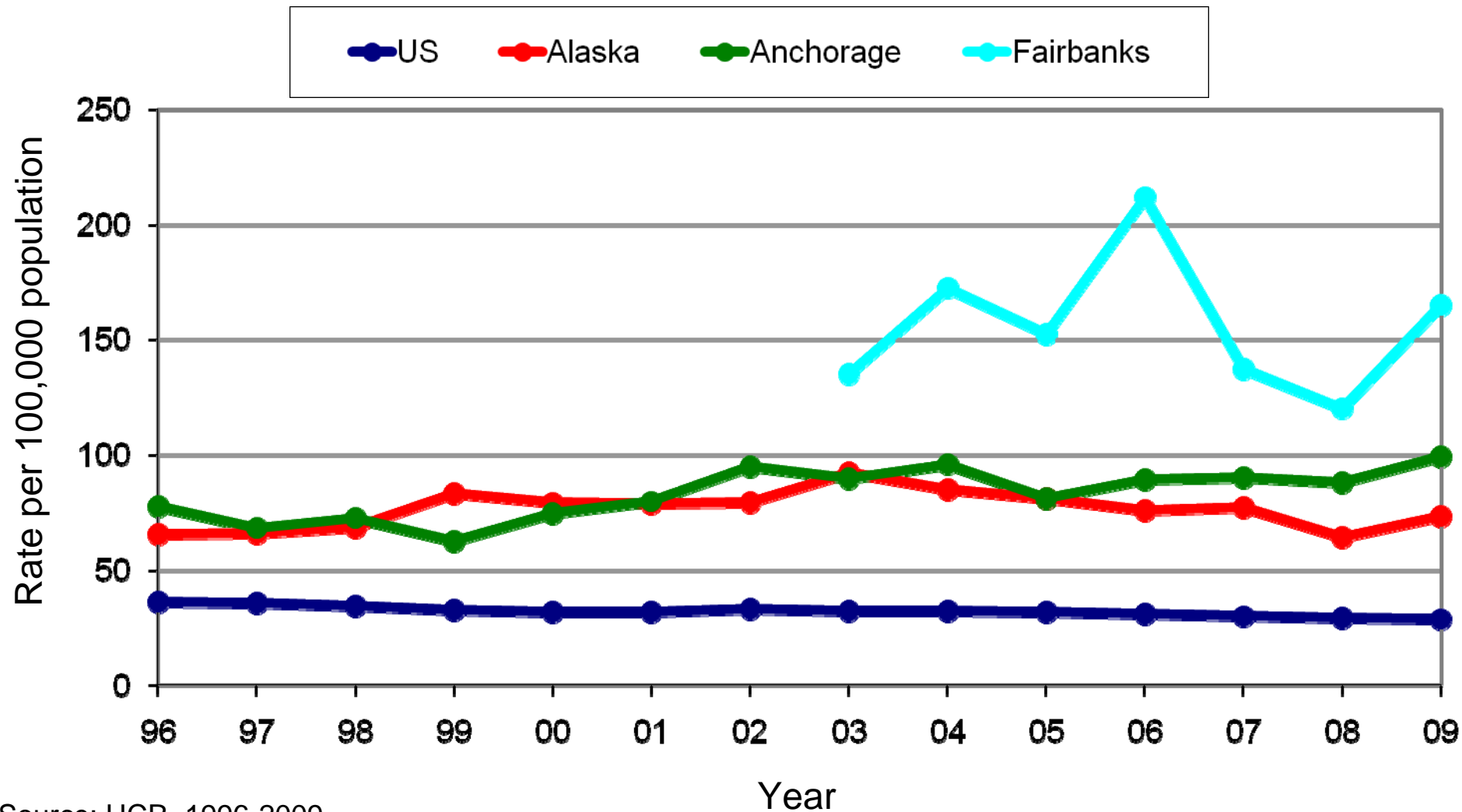
- Update on recent statistics from Uniform Crime Reports
- 2009 Senate Judiciary Committee recommendation for victimization survey
- FY10 Alaska Victimization Survey
- FY11 Alaska Victimization Surveys

Forcible Rape in Uniform Crime Reports



- **Forcible rape is defined as the carnal knowledge of a female forcibly and against her will**
- **UCR statistics show the number of forcible rapes reported to police each year**
- **Important limitations:**
 - Not all police agencies participate in the UCR program
 - These statistics only include rapes reported to police
 - These statistics exclude:
 - Statutory rapes
 - Incapacitated rapes
 - Rapes with male victims
 - Other sex offenses
 - Rapes with more serious offenses (e.g., homicide)

UCR Forcible Rape Statistics: 1996-2009



UCR Forcible Rape Statistics



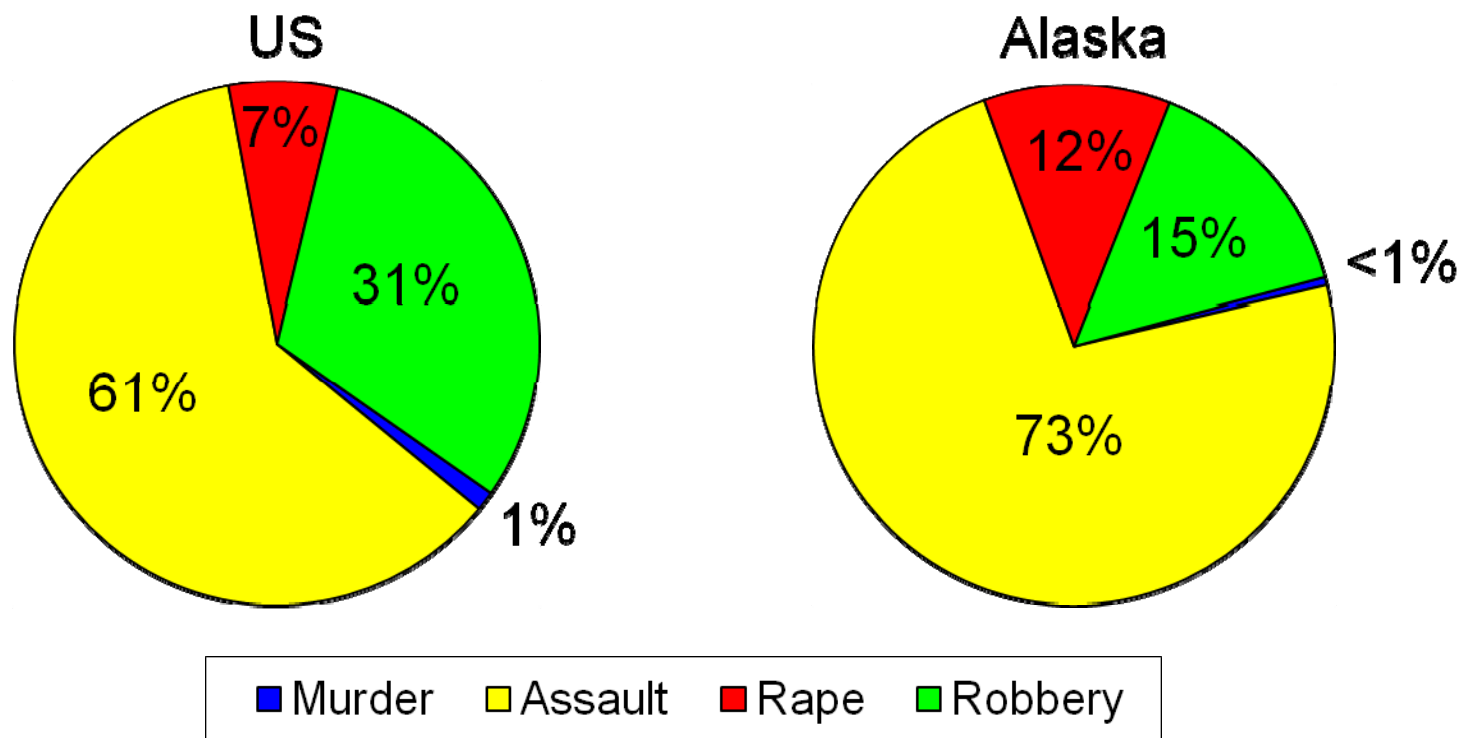
	2007 to 2008	2008 to 2009
U.S.	-2.3%	-2.1%
Alaska	-16.9%	+12.3%
Anchorage	-2.7%	+11.6%
Fairbanks	-12.5%	+27.1%

- **Changes in UCR forcible rape statistics may be attributable to:**
 - **Changes in victimization rates,**
 - **Changes in reporting,**
 - **Changes in both victimization rates and reporting.**

Composition of Violent Crime: 2009



Forcible rape is still a more common form of violent crime in Alaska than in the U.S.



Source: UCR, 2009; Interpretation: 7% of violent crime reported to police in the US is attributable to rape; 12% of violent crime reported to police in Alaska is attributable to rape.

Senate Judiciary Committee Recommendations



Alaska State Legislature

Senator Hollis French, Chair
State Capitol, Room 417
Juneau, Alaska 99801
Phone: (907) 465-3892
Fax: (907) 465-6595




Committee Members:
Senator Bill Wielechowski
Senator Dennis Egan
Senator Lesil McGuire
Senator Gene Therriault

Senate Judiciary Committee

Report and Recommendations: Reducing Sexual Assault in Alaska

“The legislature should fund a victimization survey to determine the actual rate of both reported and unreported sexual assaults in Alaska” (Senate Judiciary Committee, 2009).



Council on Domestic Violence and Sexual Assault



Council Vision:

Alaska, free from domestic and sexual violence

Council Mission:

Provide safety for Alaskans victimized or impacted by domestic Violence and sexual assault through a system of statewide crisis intervention, perpetrator accountability and prevention services.

FY10 Alaska Victimization Survey



- Designed to establish a baseline with statewide intimate partner and sexual violence estimates.
- Modeled after the National Intimate Partner and Sexual Violence Surveillance System (CDC, NIJ, DoD) and administered by RTI.
- Utilized a statewide random digit dial dual frame phone survey (both land and cell phone lines).
- Maximized respondent safety and confidentiality.

Alaska Victimization Survey Questions



- Begin with less sensitive questions
- Use behaviorally specific questions:
 - *Avoid terms which respondents must define: “victim,” “rape,” “sexual assault,” or “domestic violence.” Instead, ask about behaviors and define when necessary. Example: “by vaginal sex, we mean that a man or boy put his penis in your vagina.”*
- Attribute behaviors to perpetrators rather than respondents:
 - *Avoid asking “did you have vaginal sex with others? Instead, ask “did others have vaginal sex with you?”*
- Respondents were thankful for the survey (94% completed the entire 25 min. survey).

Survey Respondents



- Survey respondents were limited to English-speaking adult women residing in a household with at least one land or cell phone line.
- Includes 871 adult women throughout Alaska, surveyed in May/June 2010.
- Sample provides an excellent representation of the Alaska population of adult women.
- Sampling weights were used to control for selection, non-response, and coverage.

Survey Respondents



- Average age = 46 (ranges from 18 to 80+)
- 72% White, 15% Alaska Native
- 5% Hispanic
- 49% were married
- 35% had a high school degree or less
- 56% reported a household income <\$50,000
- Geographically representative (68% are from Anchorage Municipality, Fairbanks North Star Borough, Matanuska-Susitna Borough)

Intimate Partner Violence Definitions



- Intimate partner violence includes two measures:
 - *A – Threats of physical violence.*
 - *B – Physical violence.*
 - *Both include intimate partners only, defined as romantic or sexual partners.*
 - *Measures are then combined into a single ‘intimate partner violence’ composite.*
- Threats of physical violence by intimate partners:
 - *Have your romantic or sexual partners made threats to physically harm you?*

Intimate Partner Violence Definitions



- Physical violence by intimate partners:
 - *Have your romantic or sexual partners...*
 - *Slapped you?*
 - *Pushed or shoved you?*
 - *Hit you with a fist or something hard?*
 - *Kicked you?*
 - *Hurt you by pulling your hair?*
 - *Slammed you against something?*
 - *Tried to hurt you by choking or suffocating you?*
 - *Beaten you?*
 - *Burned you on purpose?*
 - *Used a knife or gun on you?*

Intimate Partner Violence Estimates



Lifetime Estimates	Estimated %	Estimated N (out of 247,238)
Intimate Partner Violence ¹	47.6%	117,685
A. Threats	31.0%	76,644
B. Physical Violence	44.8%	110,763

1 – Includes both threats of physical violence and physical violence by intimate partners.

- *47.6% of adult women in Alaska (or 117,685) experienced intimate partner violence in their lifetime,*
 - *31.0% (or 76,644) experienced threats of physical violence,*
 - *44.8% (or 110,763) experienced physical violence.*

Intimate Partner Violence Estimates



Past Year Estimates	Estimated %	Estimated N (out of 247,238)
Intimate Partner Violence ¹	9.4%	23,240
A. Threats	5.8%	14,340
B. Physical Violence	8.6%	21,262

1 – Includes both threats of physical violence and physical violence by intimate partners.

- *9.4% of adult women in Alaska (or 23,240) experienced intimate partner violence in the past year,*
 - *5.8% (or 14,340) experienced threats of physical violence,*
 - *8.6% (or 21,262) experienced physical violence.*

Sexual Violence Definitions



- Sexual violence includes two measures:
 - *A – Alcohol or drug involved sexual assault.*
 - *B – Forcible sexual assault.*
 - *Measures are not limited to intimate partners.*
 - *Measures are then combined into a single ‘sexual violence’ composite.*
- Alcohol or drug involved sexual assault:
 - *When you were alcohol or drug intoxicated and unable to consent, has anyone...*
 - *Had vaginal sex with you?*
 - *Made you receive anal sex?*
 - *Made you perform oral sex?*
 - *Made you receive oral sex?*

Sexual Violence Definitions



- **Forcible sexual assault:**

- *Has anyone used physical force or threats to physically harm you to...*
 - *Make you have vaginal sex?*
 - *Make you receive anal sex?*
 - *Make you perform oral sex?*
 - *Make you receive oral sex?*
 - *Put their fingers or an object in your vagina or anus?*
 - *Try to have vaginal, oral, or anal sex with you?*

Sexual Violence Estimates



Lifetime Estimates	Estimated %	Estimated N (out of 247,238)
Sexual Violence ¹	37.1%	91,725
A. Alcohol or Drug Involved Sexual Assault	26.8%	66,260
B. Forcible Sexual Assault	25.6%	63,293

1 – Includes both alcohol or drug involved sexual assault and forcible sexual assault.

- *37.1% of adult women in Alaska (or 91,725) experienced sexual violence in their lifetime,*
 - *26.8% (or 66,260) experienced at least one alcohol or drug involved sexual assault,*
 - *25.6% (or 63,293) experienced at least one forcible sexual assault.*

Sexual Violence Estimates

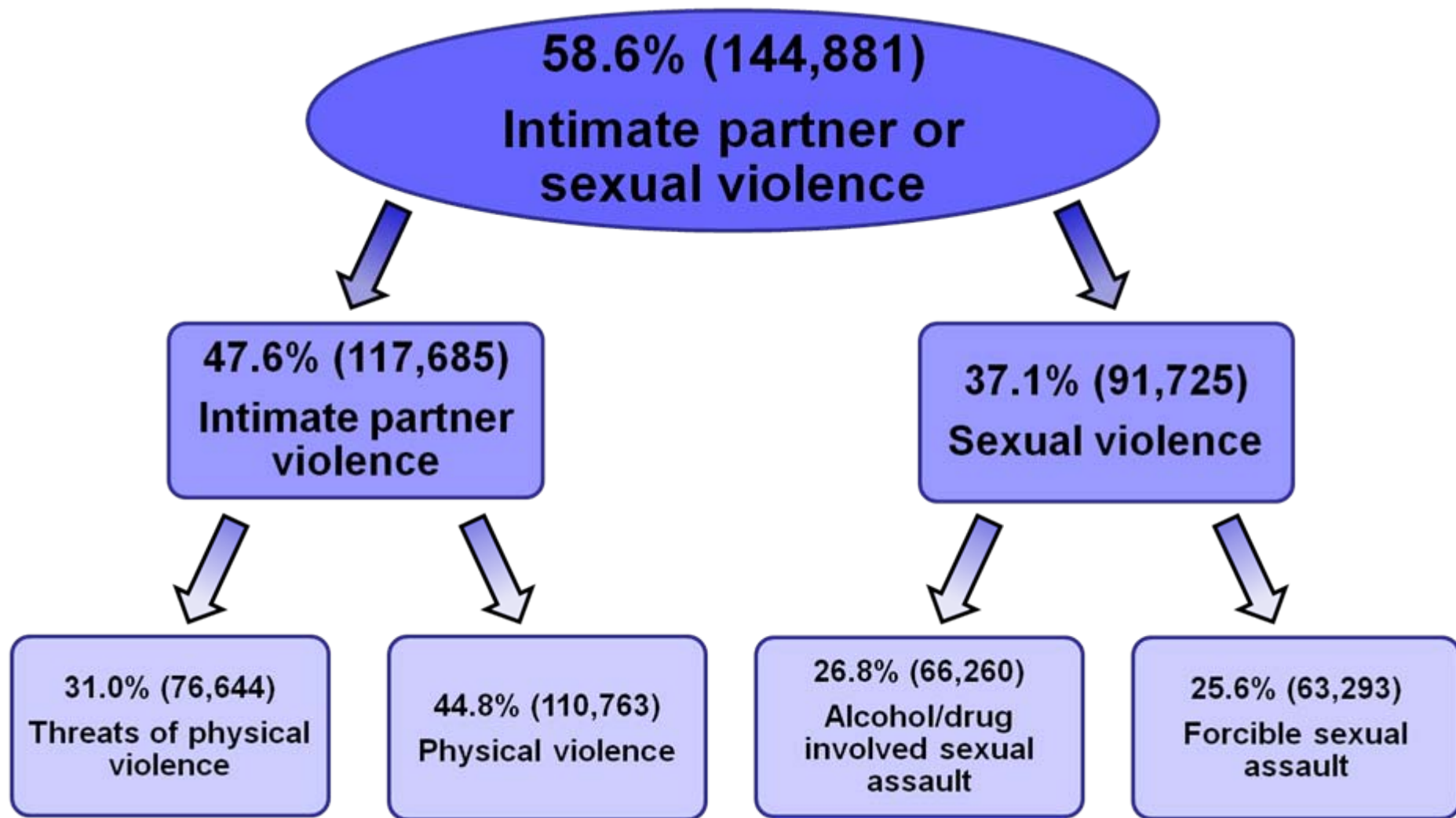


Past Year Estimates	Estimated %	Estimated N (out of 247,238)
Sexual Violence ¹	4.3%	10,631
A. Alcohol or Drug Involved Sexual Assault	3.6%	8,901
B. Forcible Sexual Assault	2.5%	6,181

1 – Includes both alcohol or drug involved sexual assault and forcible sexual assault.

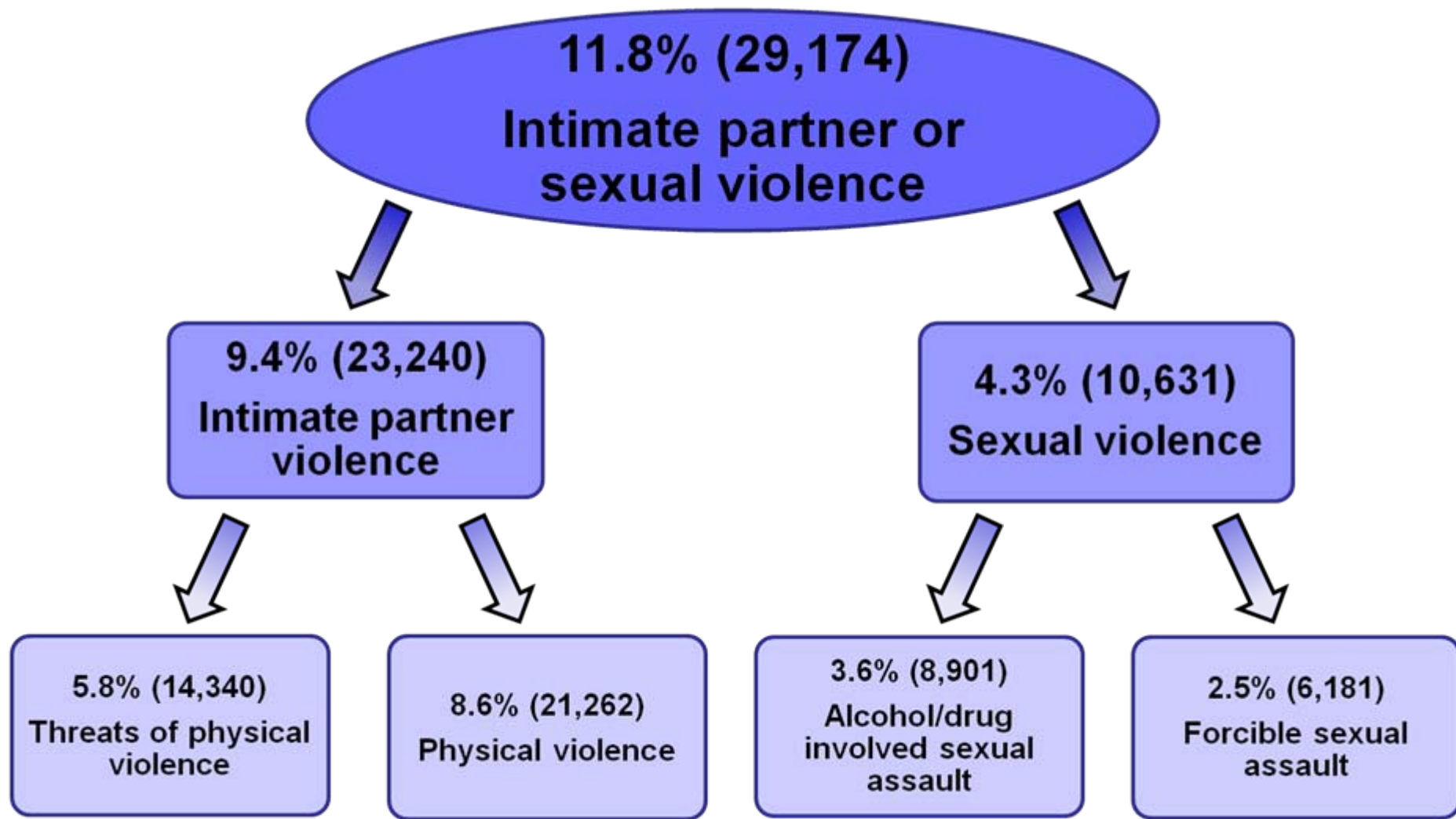
- *4.3% of adult women in Alaska (or 10,631) experienced sexual violence in the past year,*
 - *3.6% (or 8,901) experienced at least one alcohol or drug involved sexual assault,*
 - *2.5% (or 6,181) experienced at least one forcible sexual assault.*

Summary of Lifetime Estimates



Note: percentages do not sum because some respondents experienced multiple victimizations.

Summary of Past Year Estimates



Note: percentages do not sum because some respondents experienced multiple victimizations.

Important Limitations




- Survey only provides a statewide average and masks regional differences. Regional estimates may vary significantly.
- Survey excluded non-English speaking women, women without phone access, and women not living in a residence (e.g., shelters, hospitals, homeless, prisons). Estimates may be significantly higher among women excluded from the survey.

Important Limitations



- Measured *number of victims*, not *number of victimizations*. The number of victimizations is higher than the number of victims.
- Survey did not measure all forms of intimate partner violence or sexual violence. Estimates are therefore conservative.
- Estimates may also be conservative because of the continuing stigma of reporting intimate partner and sexual violence.



A Special Thank You!



We sincerely thank the women who invested time and effort to participate in the 2010 Alaska Victimization Survey.

They re-lived horrendous experiences – experiences no one should be subjected to – to help the rest of us understand the extent of intimate partner and sexual violence in Alaska. Thank you!

FY10 Alaska Victimization Survey



- Survey provides the first statewide, comprehensive, and behaviorally specific measures of violence against Alaskan women
- Establishes a new baseline for Alaska that can be repeated to monitor progress and document change
- National comparisons and comparisons with other states will soon be available
- Results will be used to guide policy and practice

FY11 Alaska Victimization Surveys



- Surveys will soon begin in Anchorage and Fairbanks
- Surveys will include at least one rural location
- FY11 surveys will include two new questions:
 - Location of victimization (in/out of Alaska)
 - Child witnesses to violence
- FY11 surveys are again funded by the Council on Domestic Violence and Sexual Assault
- Continuing funding is needed and requested in the FY12 Governor's budget



Contacts



University of Alaska Anchorage Justice Center

André B. Rosay (Anchorage)

(907) 786-1821

afabr@uaa.alaska.edu

Council on Domestic Violence and Sexual Assault

Lauree Morton (Juneau)

(907) 465-4356

lauree.morton@alaska.gov

