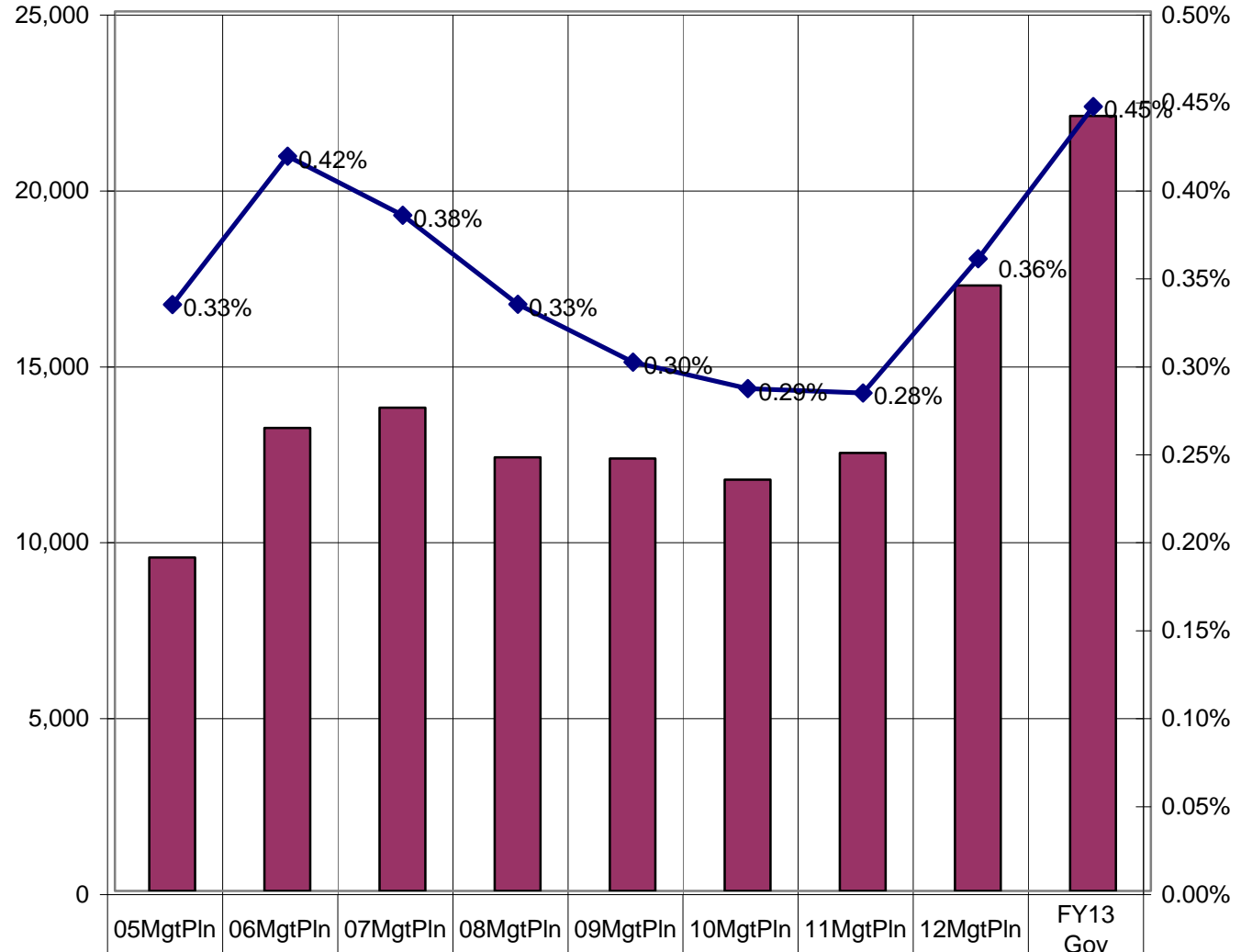


**Department of Military & Veterans Affairs' Share of Total Agency Operations
(GF Only)
(Thousands)**

The department's GF budget grew by \$12.5 million between FY05 and FY13 Governor's Request - average annual growth rate of 11.1%.

The department's total FY13 GF budget equals \$64 per resident worker.*

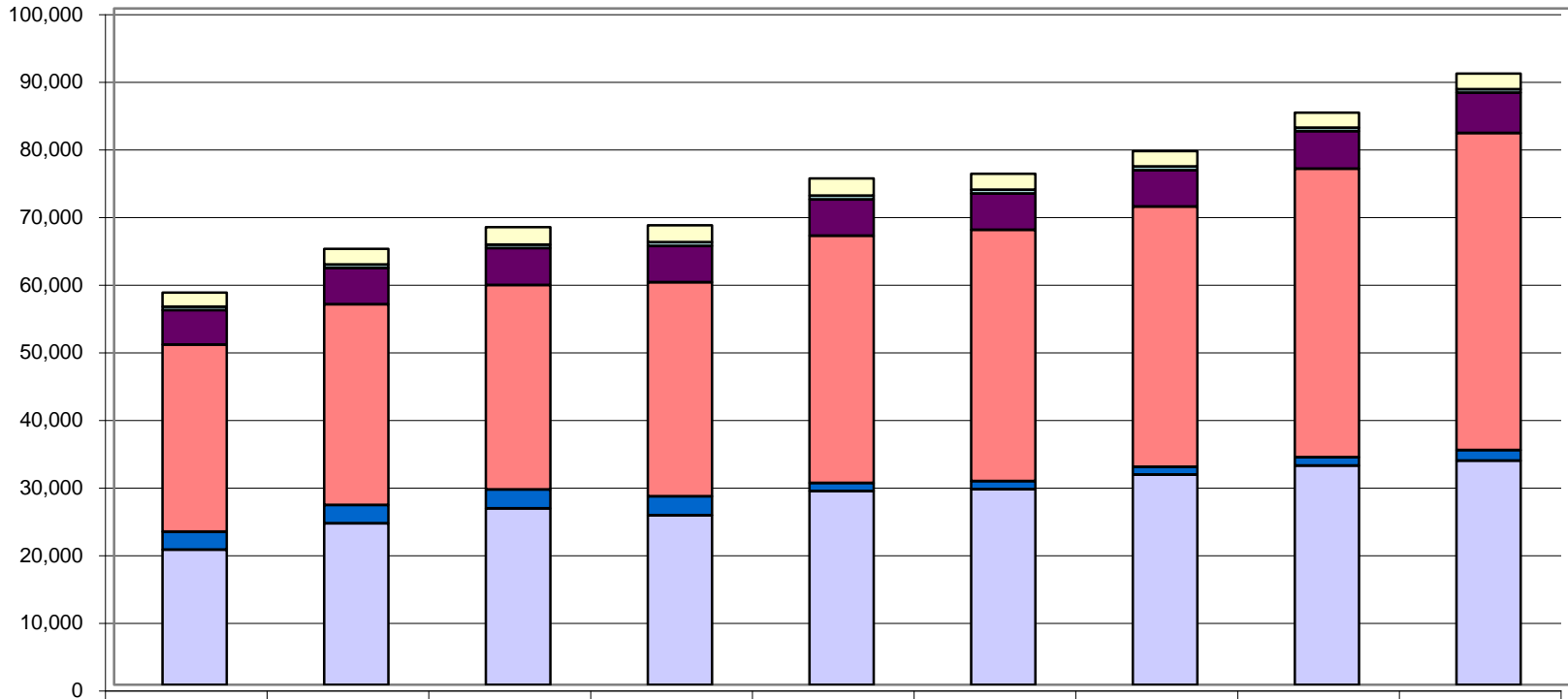


| | | | | | | | | | |
|---|---------|----------|----------|----------|----------|----------|----------|----------|----------|
| Total Agency Budget | 9,475.8 | 13,162.3 | 13,735.5 | 12,324.5 | 12,288.5 | 11,687.7 | 12,447.5 | 17,210.5 | 22,025.1 |
| % of Agency Budget to Total Agencies' budgets | 0.33% | 0.42% | 0.38% | 0.33% | 0.30% | 0.29% | 0.28% | 0.36% | 0.45% |

* According to the Department of Labor, there were 342,652 resident workers in Alaska in 2009.

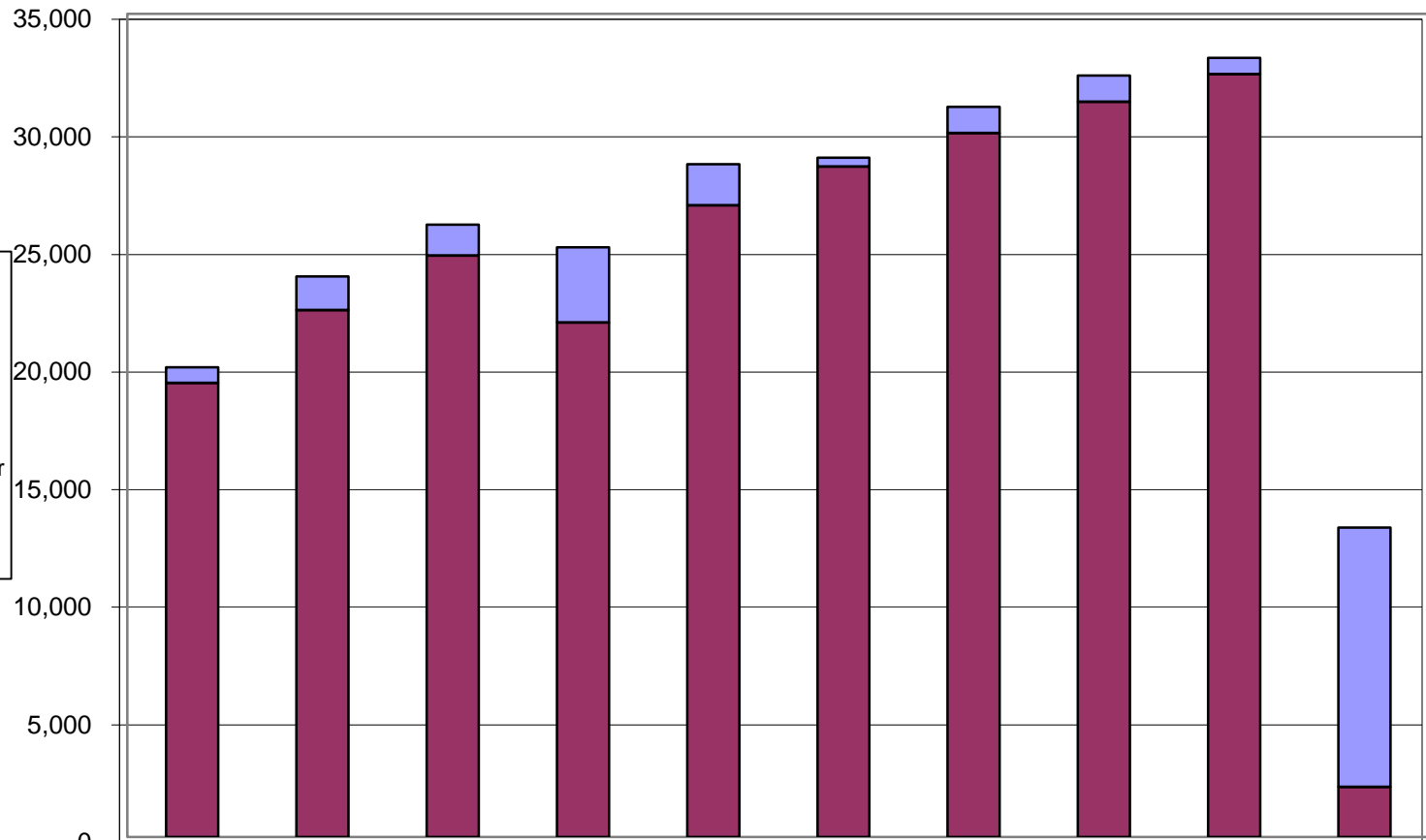
The majority of the funding is in the following line items:
 Services: 52%
 Personal Services: 37%

Department of Military & Veterans Affairs Line Items (All Funds) (Thousands)



| | 05MgtPln | 06MgtPln | 07MgtPln | 08MgtPln | 09MgtPln | 10MgtPln | 11MgtPln | 12MgtPln | FY13 Gov |
|-------------------|----------|----------|----------|----------|----------|----------|----------|----------|----------|
| Miscellaneous | - | - | - | - | - | - | - | - | - |
| Grants, Benefits | 2,082.6 | 2,314.1 | 2,600.0 | 2,540.0 | 2,570.1 | 2,375.4 | 2,292.4 | 2,246.8 | 2,348.8 |
| Capital Outlay | 522.1 | 522.1 | 496.8 | 556.8 | 556.8 | 556.8 | 556.8 | 509.8 | 509.8 |
| Commodities | 5,097.0 | 5,374.5 | 5,459.0 | 5,336.5 | 5,386.5 | 5,386.5 | 5,391.5 | 5,552.5 | 5,957.5 |
| Services | 27,636.7 | 29,673.5 | 30,230.0 | 31,659.8 | 36,557.0 | 37,161.4 | 38,460.3 | 42,676.6 | 46,881.3 |
| Travel | 2,651.9 | 2,718.6 | 2,813.6 | 2,789.6 | 1,189.6 | 1,189.6 | 1,172.4 | 1,232.2 | 1,540.2 |
| Personal Services | 19,970.2 | 23,833.1 | 26,040.5 | 25,067.0 | 28,612.9 | 28,885.5 | 31,040.0 | 32,378.5 | 33,130.3 |

Department of Military & Veterans Affairs
Salary Adjustment Increases and Personal Services Costs
 (All Funds)
 (Thousands)



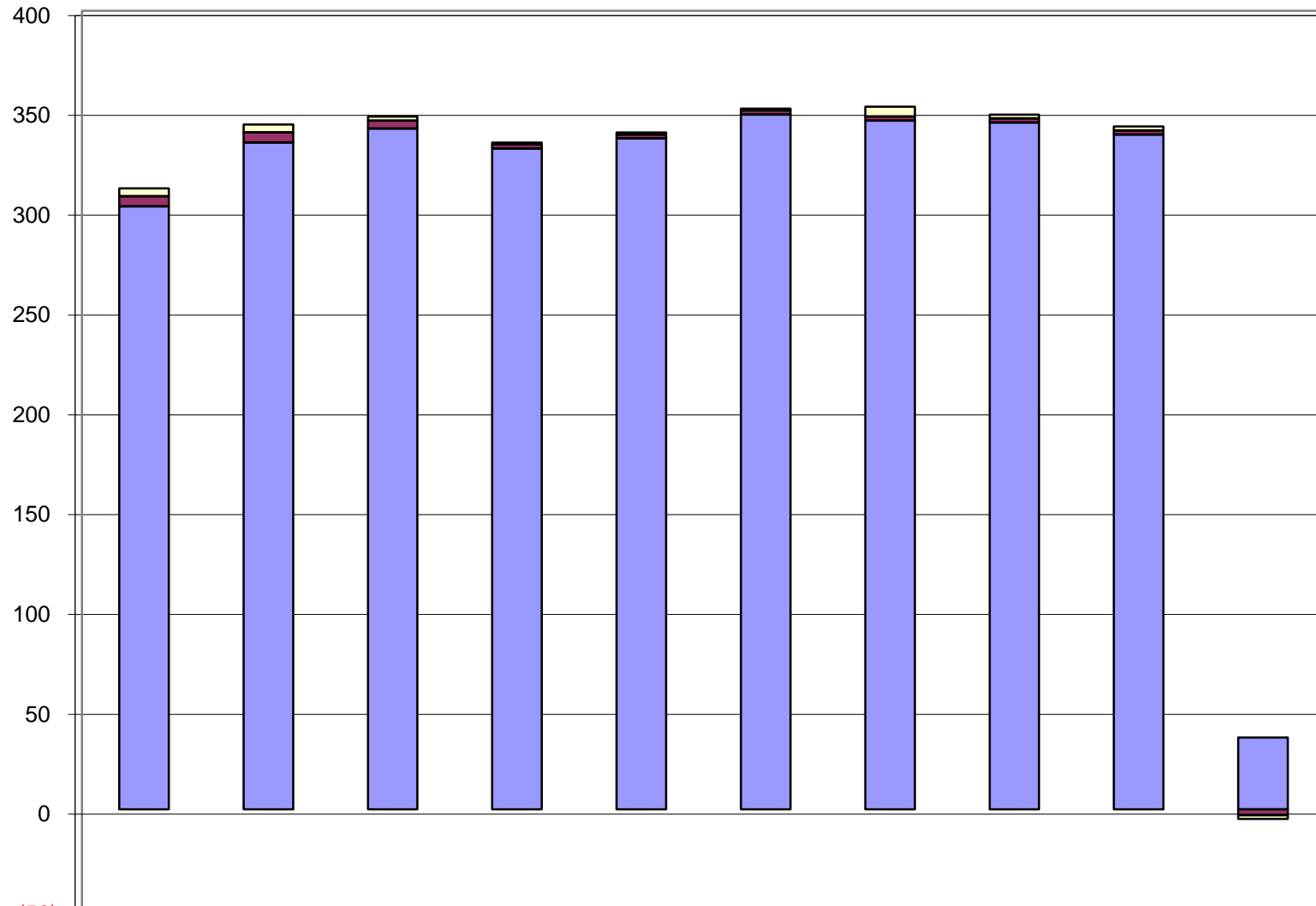
Personal Services increased by \$13.2 million from FY05 to FY13, an increase of 65.9%.

Contractual salary adjustments account for more than 84% of the increase.

| | 05MgtPln | 06MgtPln | 07MgtPln | 08MgtPln | 09MgtPln | 10MgtPln | 11MgtPln | 12MgtPln | FY13 Gov | Chg between FY05 & FY13* |
|---------------------------------------|----------|----------|----------|----------|----------|----------|----------|----------|----------|--------------------------|
| Salary Adjustments | 675.8 | 1,434.4 | 1,321.9 | 3,199.3 | 1,755.0 | 380.1 | 1,117.9 | 1,124.6 | 707.3 | 11,040.5 |
| Personal Svcs less Salary Adjustments | 19,294.4 | 22,398.7 | 24,718.6 | 21,867.7 | 26,857.9 | 28,505.4 | 29,922.1 | 31,253.9 | 32,423.0 | 2,119.6 |

*The numbers in this column highlight the total change in the personal services line from FY05 to FY13 and breaks it into two parts: (1) the change attributable to approved salary adjustments (primarily due to existing employees' salary negotiations), and (2) other personal services increases (perhaps from transfers between line items or increases from new positions).

Department of Military & Veterans Affairs Budgeted Positions



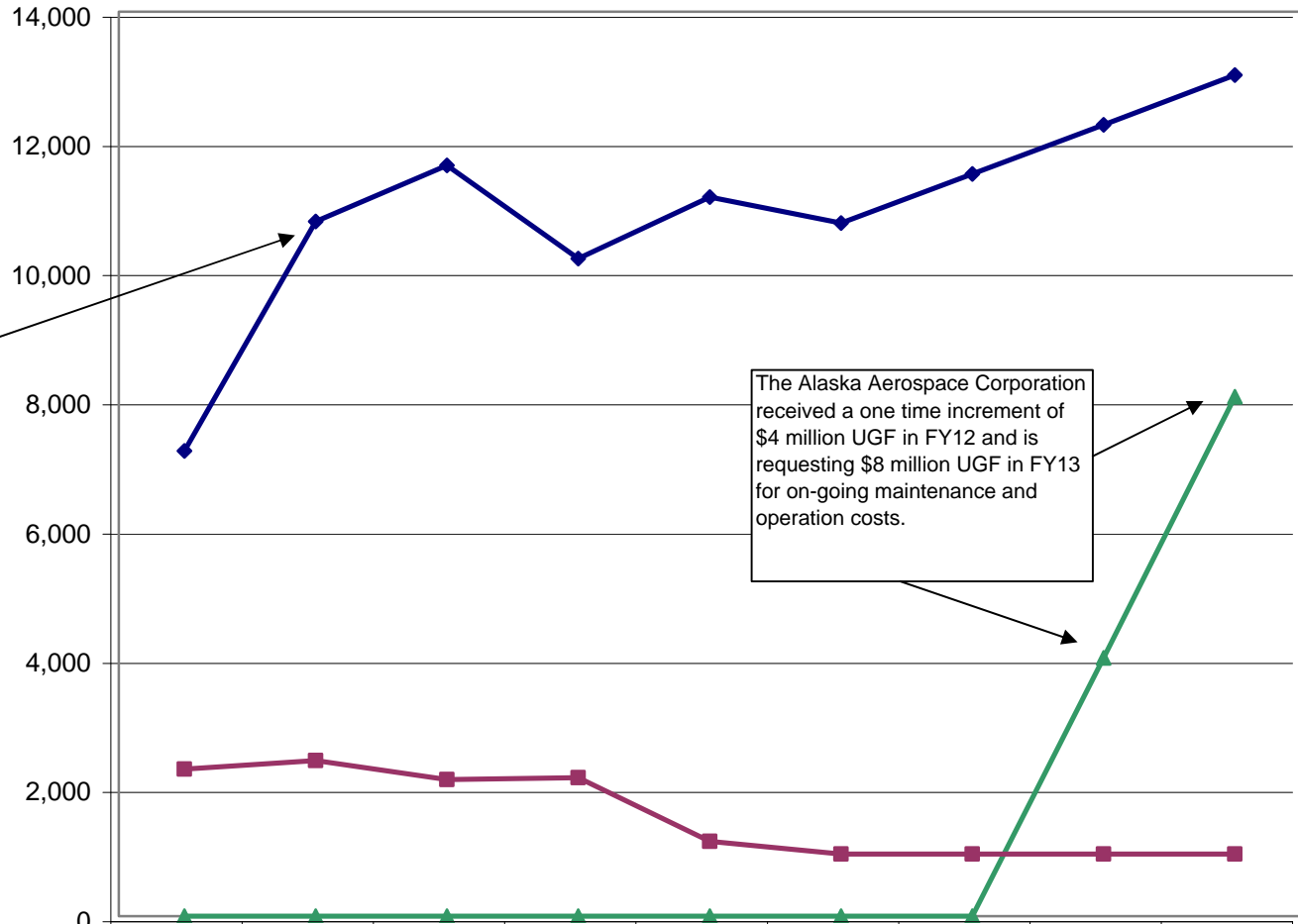
(50)

| | 05MgtPln | 06MgtPln | 07MgtPln | 08MgtPln | 09MgtPln | 10MgtPln | 11MgtPln | 12MgtPln | FY13 Gov | 05MgtPln to 13 Gov |
|----------------|----------|----------|----------|----------|----------|----------|----------|----------|----------|--------------------|
| Temporary | 4 | 4 | 2 | 1 | 1 | 1 | 5 | 2 | 2 | (2) |
| Perm Part Time | 5 | 5 | 4 | 2 | 2 | 2 | 2 | 2 | 2 | (3) |
| Perm Full Time | 302 | 334 | 341 | 331 | 336 | 348 | 345 | 344 | 338 | 36 |

**Appropriations within the Department of Military & Veterans Affairs
(GF Only)
(Thousands)**

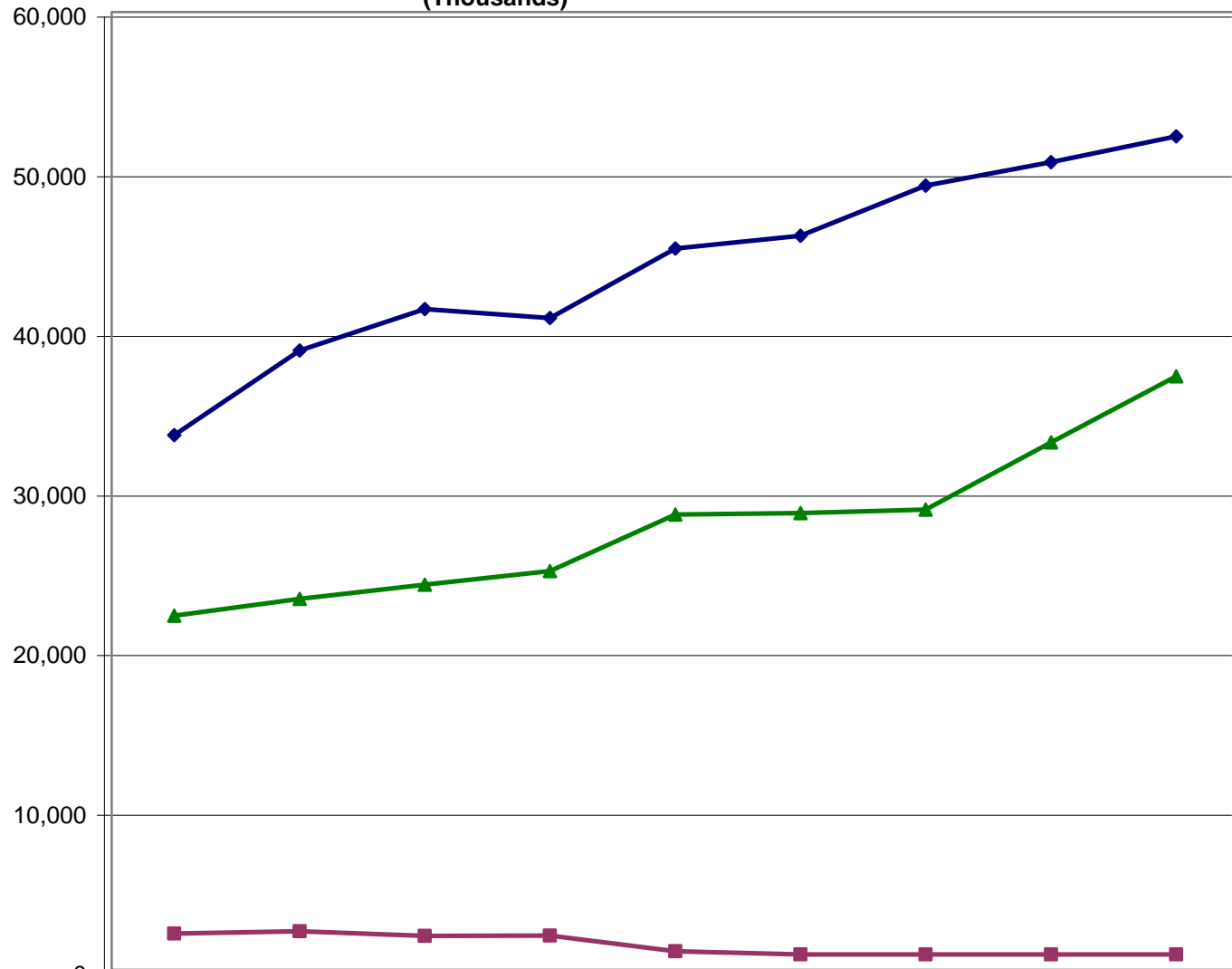
Significant changes within the Military and Veteran's Affairs appropriation from FY05 to FY06 include:

 \$885.0 UGF for a new AMYA Platoon (60 cadets)
 \$594.7 UGF to cover National Guard Disallowance
 \$650.0 UGF to establish a new Statewide Emergency Communication allocation



| | 05MgtPln | 06MgtPln | 07MgtPln | 08MgtPln | 09MgtPln | 10MgtPln | 11MgtPln | 12MgtPln | FY13 Gov |
|------------------------------------|----------|----------|----------|----------|----------|----------|----------|----------|----------|
| —◆— Military and Veteran's Affairs | 7,200.5 | 10,755.0 | 11,619.6 | 10,178.6 | 11,129.2 | 10,726.9 | 11,486.3 | 12,248.3 | 13,020.6 |
| —▲— Alaska Aerospace Corporation | - | - | - | - | - | - | - | 4,000.0 | 8,042.3 |
| —■— Alaska National Guard Benefits | 2,275.3 | 2,407.3 | 2,115.9 | 2,145.9 | 1,159.3 | 960.8 | 961.2 | 962.2 | 962.2 |

**Appropriations within the Department of Military & Veterans Affairs
(All Funds)
(Thousands)**

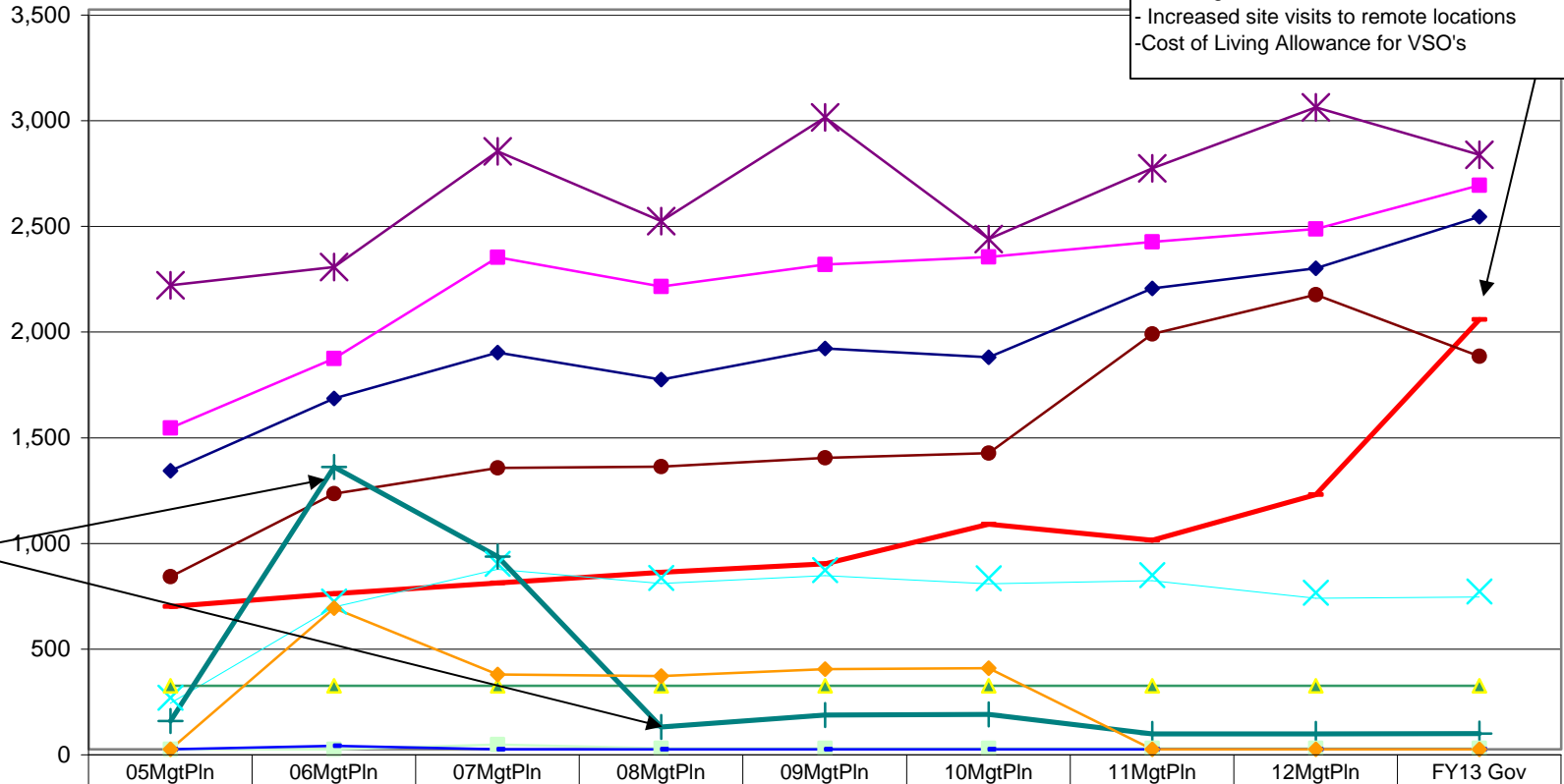


| | 05MgtPln | 06MgtPln | 07MgtPln | 08MgtPln | 09MgtPln | 10MgtPln | 11MgtPln | 12MgtPln | FY13 Gov |
|----------------------------------|----------|----------|----------|----------|----------|----------|----------|----------|----------|
| ◆ Military and Veteran's Affairs | 33,494.6 | 38,788.1 | 41,396.4 | 40,820.5 | 45,189.0 | 45,980.4 | 49,118.2 | 50,599.7 | 52,219.8 |
| ▲ Alaska Aerospace Corporation | 22,190.6 | 23,240.5 | 24,127.6 | 24,983.3 | 28,524.6 | 28,614.0 | 28,834.0 | 33,034.5 | 37,185.9 |
| ■ Alaska National Guard Benefits | 2,275.3 | 2,407.3 | 2,115.9 | 2,145.9 | 1,159.3 | 960.8 | 961.2 | 962.2 | 962.2 |

Department of Military & Veterans Affairs
Allocations within the Military & Veterans Affairs Appropriation
(GF Only)
(Thousands)

Veteran's Services Expansions Requested in FY13 Totals \$727.0 UGF.
 -Move Office of Veterans Services to Anchorage
 - Increased site visits to remote locations
 -Cost of Living Allowance for VSO's

In FY06, \$885.0 UGF was added to AMYA for a new platoon supporting 60 cadets. In FY07, \$274.0 UGF was replaced with I/A receipts and in FY08, \$847.0 UGF was decremented.

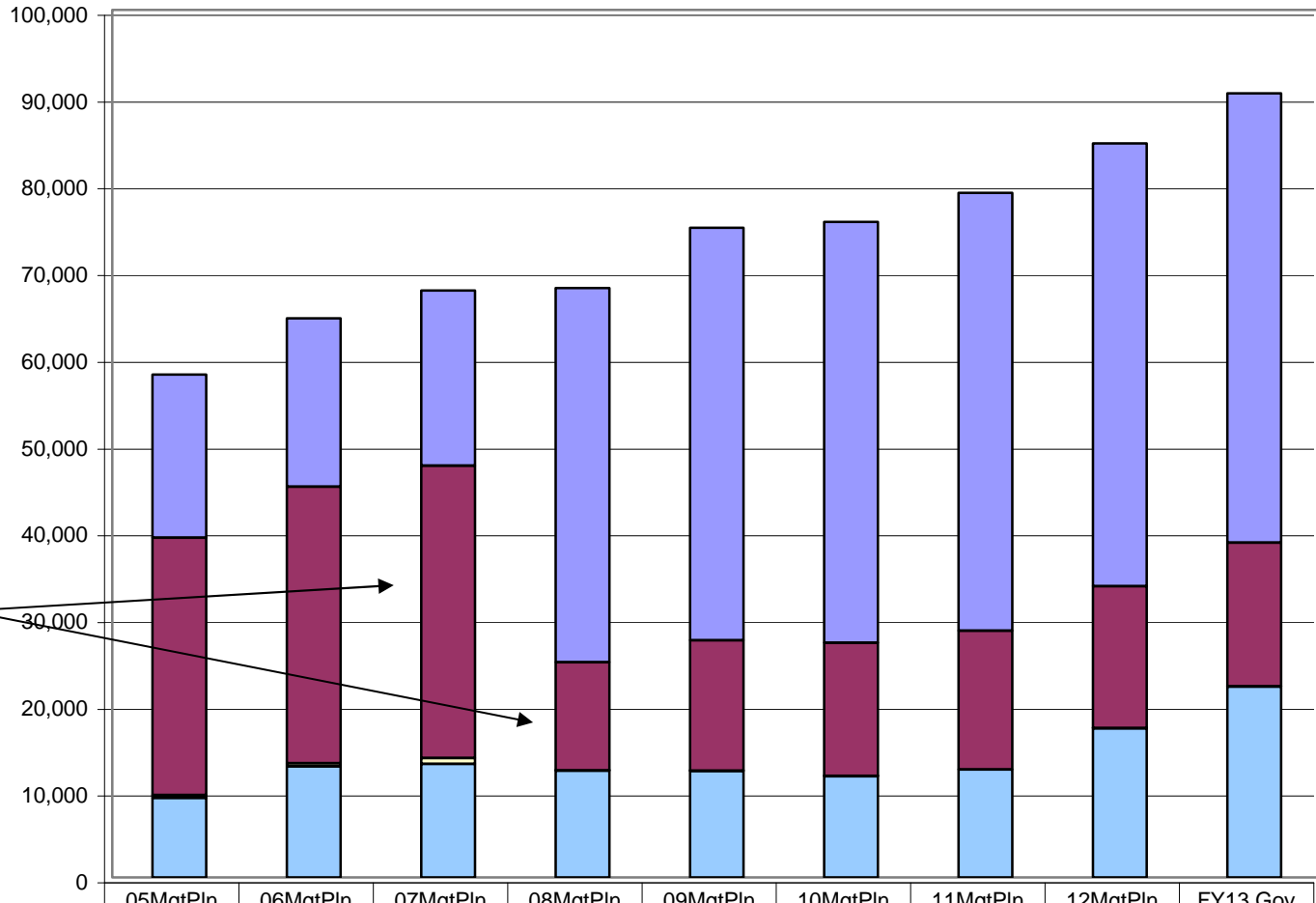


| | 05MgtPln | 06MgtPln | 07MgtPln | 08MgtPln | 09MgtPln | 10MgtPln | 11MgtPln | 12MgtPln | FY13 Gov |
|--------------------------------|----------|----------|----------|----------|----------|----------|----------|----------|----------|
| Army Guard Facilities Maint. | 2,194.9 | 2,282.1 | 2,829.2 | 2,498.4 | 2,989.6 | 2,414.6 | 2,749.2 | 3,037.7 | 2,812.5 |
| Homeland Security & Emerg Mgt | 1,519.6 | 1,849.1 | 2,328.0 | 2,189.3 | 2,293.2 | 2,329.1 | 2,401.2 | 2,461.5 | 2,668.9 |
| Office of the Commissioner | 1,317.4 | 1,660.0 | 1,877.5 | 1,749.0 | 1,895.9 | 1,855.4 | 2,181.2 | 2,275.1 | 2,519.9 |
| Veterans' Services | 675.0 | 735.6 | 787.6 | 837.5 | 877.7 | 1,064.5 | 988.6 | 1,204.7 | 2,033.4 |
| Air Guard Facilities Maint. | 816.5 | 1,208.7 | 1,331.3 | 1,336.7 | 1,378.7 | 1,400.5 | 1,964.6 | 2,150.3 | 1,859.9 |
| National Guard Military Hdqtrs | 243.7 | 698.6 | 877.1 | 811.1 | 847.8 | 809.3 | 823.4 | 740.8 | 747.3 |
| Local Emerg Planning Committee | 300.0 | 300.0 | 300.0 | 300.0 | 300.0 | 300.0 | 300.0 | 300.0 | 300.0 |
| Alaska Military Youth Academy | 133.4 | 1,335.8 | 912.2 | 105.6 | 162.6 | 164.5 | 73.1 | 73.2 | 73.7 |
| State Active Duty | - | - | 22.7 | 5.0 | 5.0 | 5.0 | 5.0 | 5.0 | 5.0 |
| STARBASE | - | 16.9 | - | - | - | - | - | - | - |
| AK Emergency Communications | - | 668.2 | 354.0 | 346.0 | 378.7 | 384.0 | - | - | - |

Department of Military & Veterans Affairs
Total Funding Comparison by Fund Group
 (All Funds)
 (Thousands)

Between FY05 & FY13:
 --UGF increased by \$12.8 million (140%)
 --DGF decreased by \$300.0 (-91%)
 --Other funds decreased by \$13.1 million (-44%)
 --Federal Funds increased by \$33 million (175%)

In FY08, \$22.8 million of Alaska Aerospace Corporation receipts were changed to Federal receipts to accurately reflect federal contracts.

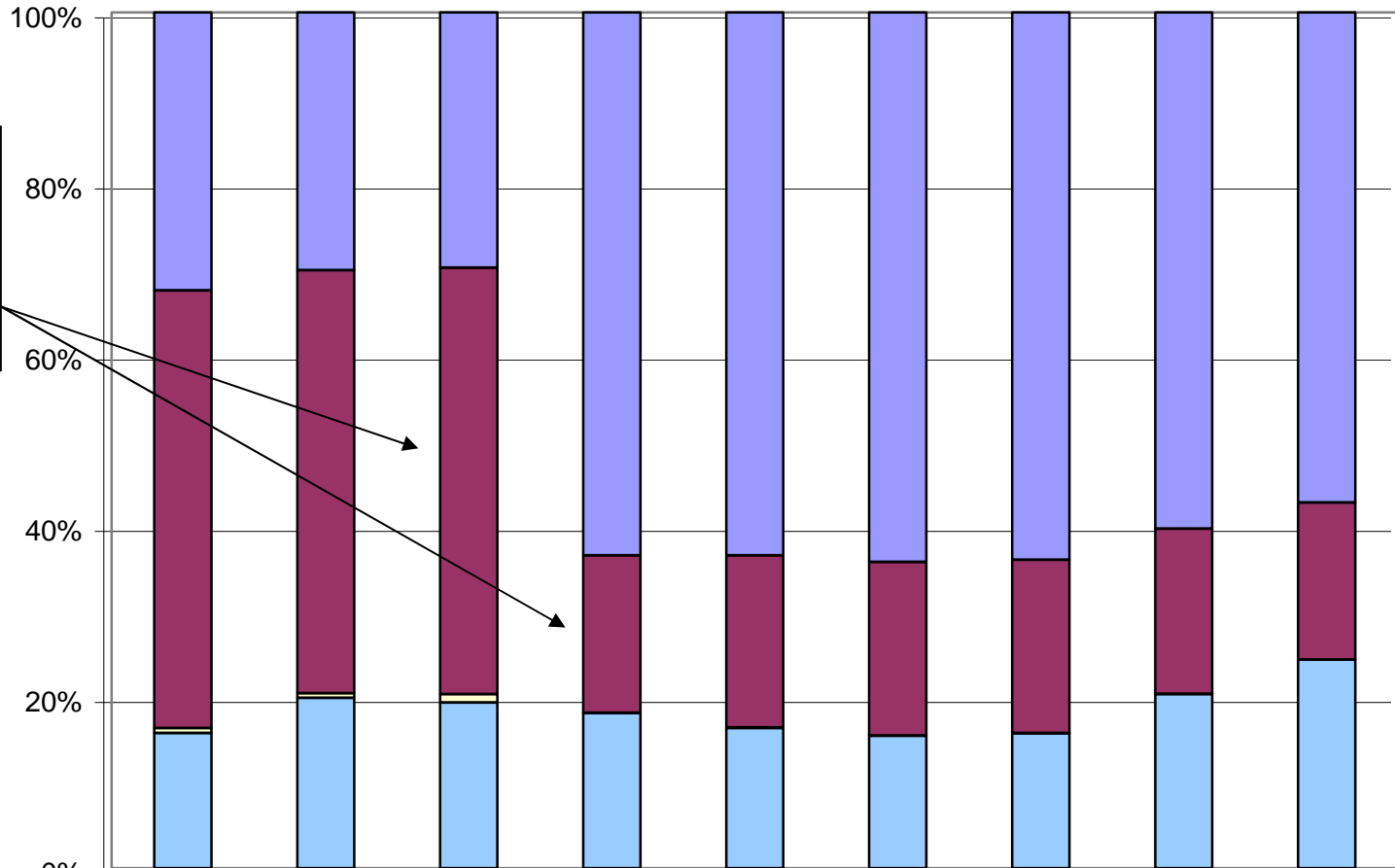


| | 05MgtPln | 06MgtPln | 07MgtPln | 08MgtPln | 09MgtPln | 10MgtPln | 11MgtPln | 12MgtPln | FY13 Gov |
|---|----------|----------|----------|----------|----------|----------|----------|----------|----------|
| ■ Federal Receipts (Fed) | 18,825.7 | 19,422.2 | 20,181.8 | 43,137.8 | 47,531.2 | 48,519.2 | 50,484.5 | 51,044.9 | 51,785.9 |
| ■ Other State Funds (Other) | 29,659.0 | 31,851.4 | 33,722.6 | 12,487.4 | 15,053.2 | 15,348.3 | 15,981.4 | 16,341.0 | 16,556.9 |
| ■ Designated General (DGF) | 328.4 | 360.9 | 648.5 | 28.4 | 28.4 | 28.4 | 28.4 | 28.4 | 28.4 |
| ■ Unrestricted General (UGF) | 9,147.4 | 12,801.4 | 13,087.0 | 12,296.1 | 12,260.1 | 11,659.3 | 12,419.1 | 17,182.1 | 21,996.7 |

Department of Military & Veterans Affairs
Percent of the Total Department's Budget by Fund Group
(All Funds)
(Thousands)

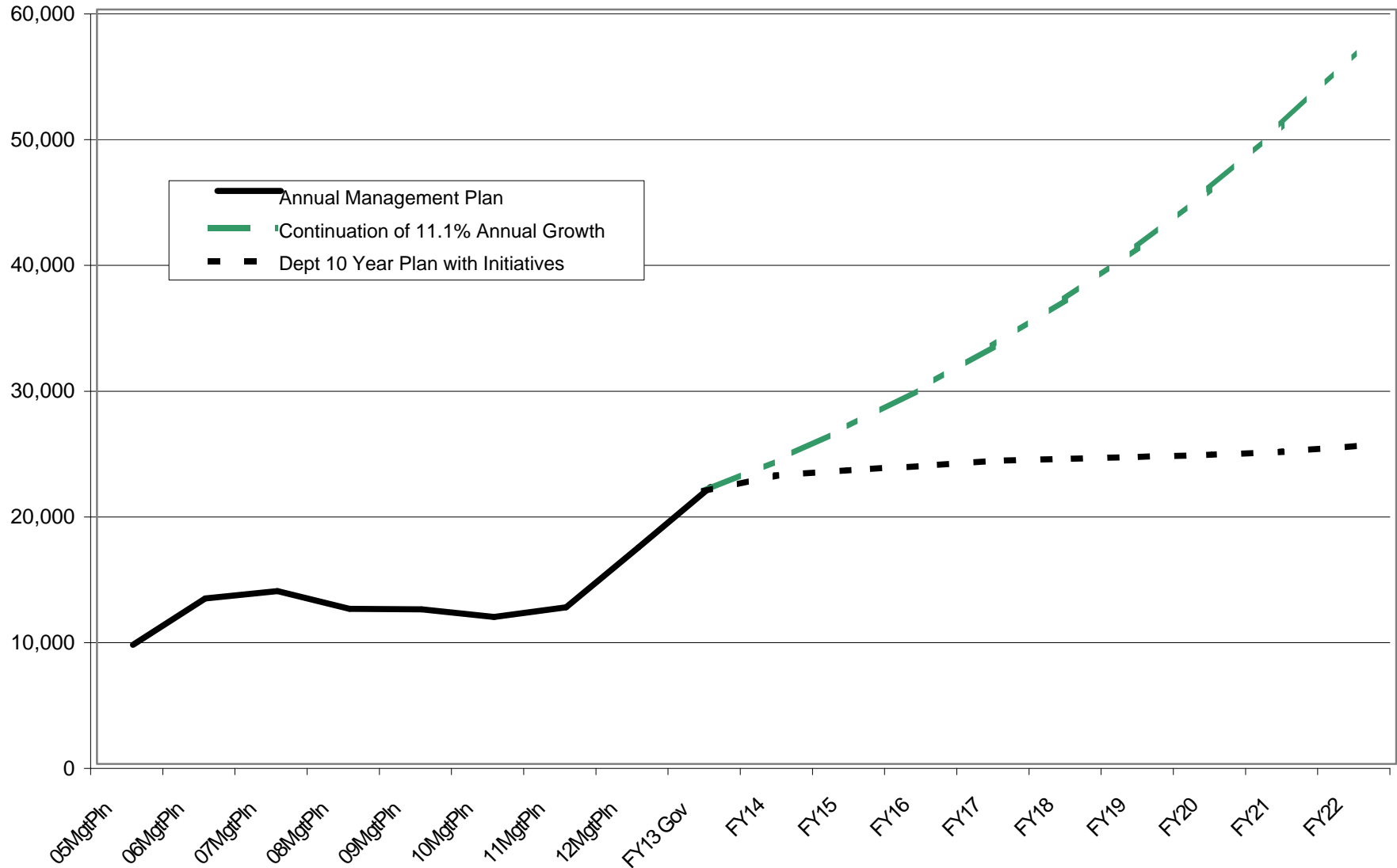
The percentage of general funds (UGF & DGF) in the department's budget was 16% in FY05 and is 24% in the FY13 Governor's Request.

In FY08, \$22.8 million of Alaska Aerospace Corporation receipts were changed to Federal receipts to accurately reflect federal contracts.



| | 05MgtPln | 06MgtPln | 07MgtPln | 08MgtPln | 09MgtPln | 10MgtPln | 11MgtPln | 12MgtPln | FY13 Gov |
|----------------------------|----------|----------|----------|----------|----------|----------|----------|----------|----------|
| Federal Receipts (Fed) | 18,825.7 | 19,422.2 | 20,181.8 | 43,137.8 | 47,531.2 | 48,519.2 | 50,484.5 | 51,044.9 | 51,785.9 |
| Other State Funds (Other) | 29,659.0 | 31,851.4 | 33,722.6 | 12,487.4 | 15,053.2 | 15,348.3 | 15,981.4 | 16,341.0 | 16,556.9 |
| Designated General (DGF) | 328.4 | 360.9 | 648.5 | 28.4 | 28.4 | 28.4 | 28.4 | 28.4 | 28.4 |
| Unrestricted General (UGF) | 9,147.4 | 12,801.4 | 13,087.0 | 12,296.1 | 12,260.1 | 11,659.3 | 12,419.1 | 17,182.1 | 21,996.7 |

**Department of Military & Veterans' Affairs
Continued Budget Growth Compared to 10 Year Plan
(GF Only)**



**Department of Military & Veterans' Affairs
Continued Budget Growth Compared to 10 Year Plan
(All Funds)**

