



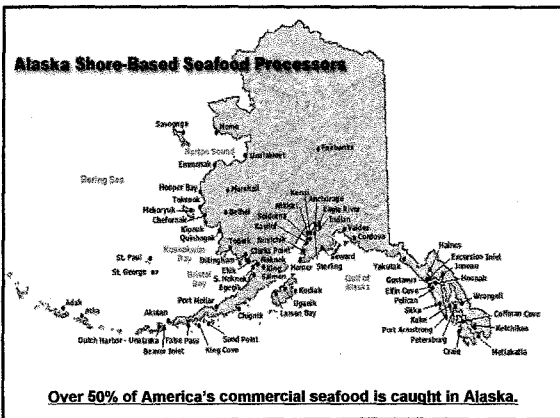
PSPA
Pacific Seafood Processors Association

Economic Engine for All Alaskans. **Alaska's Commercial Fisheries**


• *If Alaska were a nation, it would be the 14th largest producer of wild seafood among seafood producing countries.*

• *Alaska produces 35 percent of the world's harvest of wild salmon.*

• *The harvest of Bering Sea pollock is among the largest single fisheries in the world.*



Over 50% of America's commercial seafood is caught in Alaska.




Alaska Seafood is...

• worth approximately \$5 billion annually to the Alaska economy in terms of direct, indirect, and induced economic output (source: Northern Economics 2009)


• the state's largest private sector employer (source: AK DOL)

• Alaska's number one export (source: AK Gov's Office of Int'l Trade)


• generates approximately \$100 million in taxes and fees to state and local governments (source: State of Alaska)




North Pacific Seafoods
Pederson Point




7



8




9



10




11




12




13




14




15




16



17



18



19




20



21




22



23




24




Cold Storage Adds Value


25



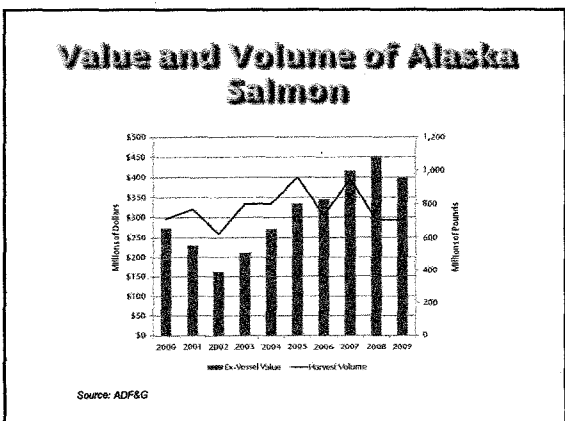
26



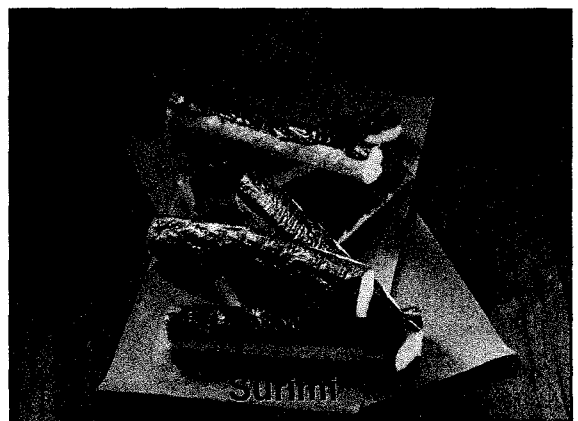
27




28



29



30



31

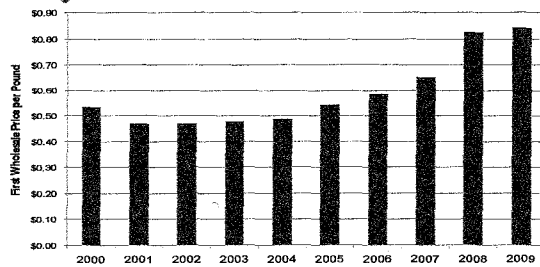
Seafood Industry Taxes

Alaska's seafood industry generates approximately \$79 million in state taxes and fees annually, in addition to taxes paid to local governments.

Source: Northern Economics 2011

32

Alaska is Realizing More Value per Pound of Seafood Sold



Source: ADP&G, NOAA, and McDonnell Group Estimates.

33

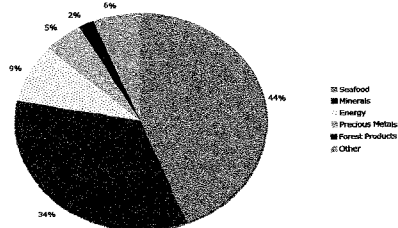
EMPLOYMENT

"Alaska's seafood industry is the largest private sector employer in the state, creating over 70,000 direct jobs and more than another 10,000 indirect jobs."

Source: Northern Economics: 2011

34

Alaska's Top Export Commodities (Jan-Oct 2010)




Source: U.S. Census Bureau, SOA, Governors Office of International Trade


35



36



37



38



39



40




41




42



43




44




45



46



47




48




49




50



51



52



53



54