



Randy Bates, Director
Division of Coastal and Ocean Management (DCOM)
(907) 465-8797 – Direct Line
(907) 465-3075 – Fax
302 Gold St, Ste 202
Juneau, AK 99801

Packet of Information Created For:

Senate Finance Sub-Committee
Tuesday February 24, 4 – 6 PM

Alaska Coastal Management Program



Program Goals and Objectives

The Alaska Coastal Management Program (ACMP) oversees the responsible development of coastal uses and resources, federal activities within the coastal zone, and activities on the Outer Continental Shelf.

ACMP Structure and Organization

The ACMP is a voluntary State program, authorized by the Coastal Zone Management Act of 1972, as amended. The Division of Coastal and Ocean Management (DCOM), within the Department of Natural Resources, is the lead agency for the ACMP. Several State departments and agencies participate in the implementation of the ACMP. In addition, several coastal municipalities and service areas (collectively known as coastal districts) voluntarily participate in the implementation of the ACMP. This structure and organization of State agencies and coastal districts provides for a networked implementation scheme designed to comprehensively manage coastal uses and resources.

The primary tool used to implement the ACMP is the consistency review process at 11 AAC 110. Through this process, proposed resource development activities are reviewed for consistency and compliance with the State's coastal management program which includes State laws, State standards, and district enforceable policies.

Value of ACMP

Having a federally-approved coastal management program allows the State the opportunity to:

- Balance the need for economic investment and development in coastal areas with the need to protect and manage the uses and resources of coastal areas
- Act as the State's liaison to federal agencies (1) conducting/permitting activities within the State's coastal area and the Outer Continental Shelf; (2) involving federal laws/initiatives that effect development of the coastal zone, waters, uses or resources of the State
- Act as the department's lead on issues affecting or addressing the coastal waters affecting the State
- Apply State ACMP enforceable policies to federal agency activities
- Provide project applicants with a single point of contact for the State's review of resource development permit applications
- Incorporate coastal district input and knowledge for reasoned decisions

Key FY 2008 and FY 2009 Priorities and Needs

- Educate and train participants on implementation of ACMP
- Re-evaluate the ACMP Statutes (AS 46.39 and 40) and Regulations (11 AAC 110, 112, 114), so to strengthen the ACMP as a State program
- Implement the approved Coastal Impact Assistance Program (CIAP) and act as the liaison between the federal government and the State of Alaska

A Program of the Division of Coastal and Ocean Management



“The Alaska Coastal Management Program provides stewardship for Alaska’s rich and diverse coastal resources to ensure a healthy and vibrant Alaskan coast that efficiently sustains long-term economic and environmental productivity.”



Alaska Coastal Management Program



Key 2008 Calendar Year Accomplishments

- In June 2008, DNR/DCOM initiated a series of workshops to review the current ACMP statutes (AS 46.39 and 46.40) and regulations (11 AAC 110, 112, and 114). The purpose of the re-evaluation is to strengthen the ACMP as a State program, that will benefit applicants and the public in the coordinating project reviews and that will enhance coastal district participation regarding activities occurring in the coastal area and on the outer continental shelf.
- DNR is currently revising the list of expedited consistency reviews using the ABC List. This revision was initiated to meet the legislative intent of identifying and broadening categories of activities subject to the expedited consistency review process. AS 46.40.096(m) SB 102 (2005) requires that DNR establish in regulation the state resource agency permits and federal permits that would trigger a consistency review. The ABC List categorizes development activities in the Coastal Zone according to expected levels of impact on uses and resources in the Zone. The last time the ABC List was substantively amended was in 1995. The current revision initiative will clarify the review process for certain resource development projects that are “de minimis” in nature or that are routine and can be made consistent with standard alternative measures. By updating the ABC List and developing new expedited consistency reviews for routine activities, DNR expects to reduce the workload for State agencies and coastal districts.
- In September 2008, the federal Minerals Management Service approved the State of Alaska Coastal Impact Assistance Program (CIAP) plan, making Alaska eligible to receive approximately \$9.7 million in federal funds under the CIAP initiative. Due to an increase in OCS revenue off the coast of Alaska, the state’s portion of CIAP funds will increase by more than \$53 million in the next two fiscal years. DCOM is currently working on amending the CIAP plan to reflect Alaska’s new allocation. A portion of the funds will go to 8 municipalities that are within 200 nautical miles of OCS development, and a portion will be offered to State agencies and the public through a competitive grant process.
- During the 2008 calendar year, nine more coastal district plans went into effect, bring the total of approved coastal district management plans to 25.
- During the 2008 calendar year, DCOM performed 262 coordinated or expedited consistency reviews, issued 415 No Additional Reviews and 29 Single Agency Reviews for resource development projects within the coastal zone.

ACMP State Contact

Randy Bates, Director - DCOM, T: 907.465.8797, F: 907.465.3075
E-mail: randy.bates@alaska.gov



ACMP Originally Approved:
1979

Coastal Population in 1979:
330,960

Coastal Population in 2004:
538,332

Miles of Coastline:
44,500

CZMA Funds:
\$2,503,000

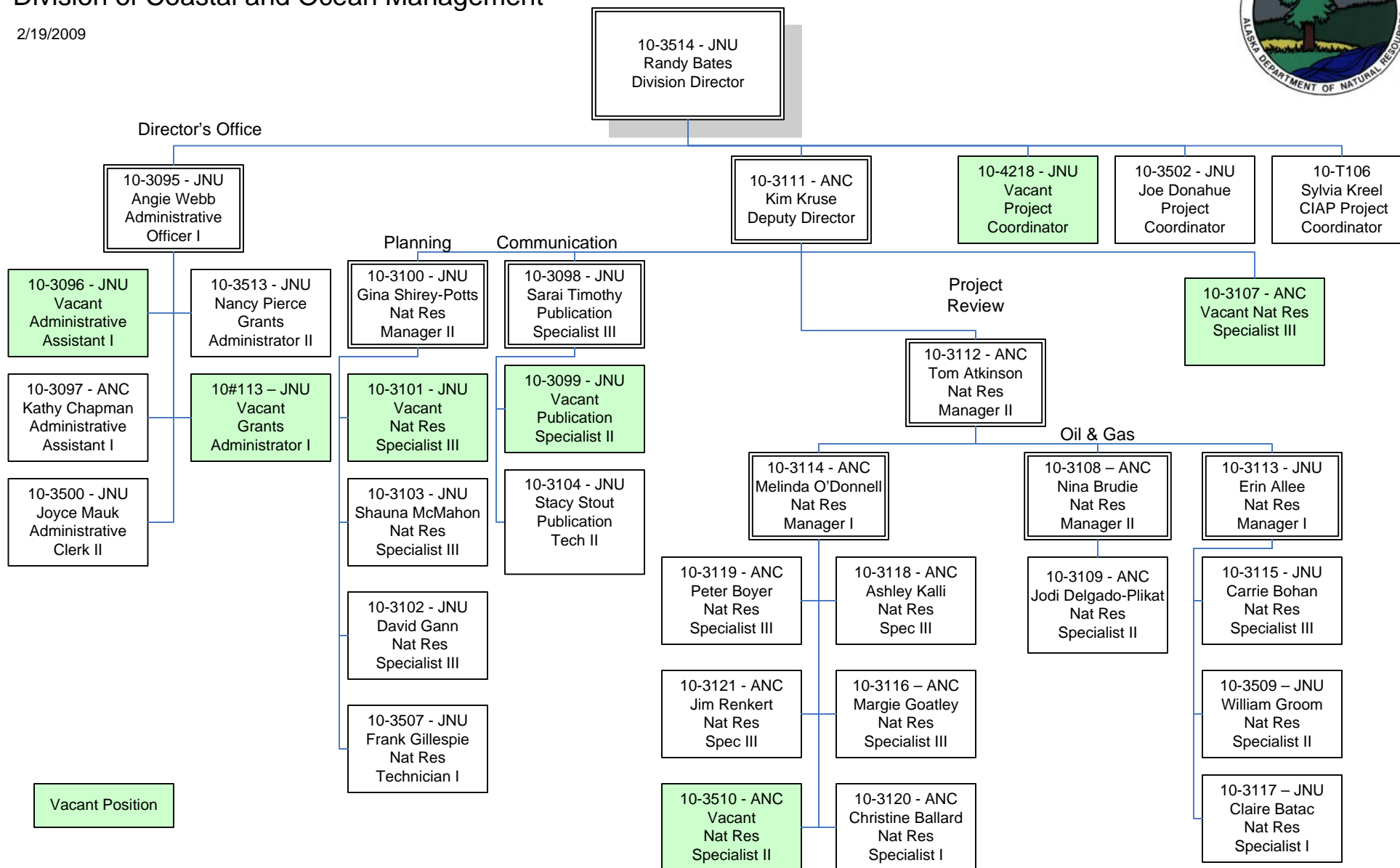
State and Other
Matching Funds:
\$1,967,000

Total:
\$4,470,000



State of Alaska
Department of Natural Resources
Division of Coastal and Ocean Management

2/19/2009



Division of Coastal Ocean Management
 CZMA fund summary
 Federal Fiscal Year 2007
 State Fiscal Year 2008

Section 306- Program Implementation	Federal Funds	State Funds (match)	Total	Notes
<i>Requires 1:1 Match</i>		Match met by agencies/grantees		
DCOM Admin/Implementation of program	\$769,500.00	\$1,214,500.00	\$1,983,999.00	DCOM overmatches federal funds to make up for not requiring 1:1 match for coastal districts (see below)
Coastal District Plan Development and Implementation: Pass-Through to DCCED to award to Coastal Districts.	\$710,000.00	\$265,000.00	\$975,000.00	DCOM meets the additional match requirements of \$445,000.00. Match requirements for districts is; boroughs 1:50 and CRSA's 1:20.
State Agency Implementation	\$487,500.00	\$487,500.00	\$975,000.00	State agencies meet required 1:1 match
Total 306 Funds	\$1,967,000.00	\$1,967,000.00	\$3,933,999.00	

Section 309 - Result in Program Change	Federal	State Funds (match)	Total	Notes
<i>No Match Required</i>				
DCOM Publications/Communications	\$103,248.00	\$0.00	\$103,248.00	Outreach & Education
Competitive Grants	\$272,000.00	\$0.00	\$272,000.00	Coastal districts and state agencies compete for funds to make a program change or implement a change to the ACMP.
Information Tech	\$97,759.00	\$0.00	\$97,759.00	Business Information System for DNR
Coastal Nonpoint Source Pollution	\$62,993.00	\$0.00	\$62,993.00	Sub-Awarded out to District(s)
Total 309 Funds	\$536,000.00	\$0.00	\$536,000.00	

Total DCOM: \$3,445,500.00

RSA FUNDING DISTRIBUTION - FFY07/SFY08

AGENCY	DESCRIPTION	FUNDING by DCOM	MATCH by STATE AGENCY	TOTAL
SEC 306 - STATE AGENCY IMPLEMENTATION				
DNR/FORESTY	Development & Implementation	\$ 7,500.00	\$ 7,500.00	\$ 15,000.00
DNR/DGGS	Development & Implementation	\$ 7,500.00	\$ 7,500.00	\$ 15,000.00
DNR/ML&W	Development & Implementation	\$ 50,000.00	\$ 50,000.00	\$ 100,000.00
DNR/OHMP	Development & Implementation	\$ 15,000.00	\$ 15,000.00	\$ 30,000.00
DEC	Development & Implementation	\$ 30,000.00	\$ 30,000.00	\$ 60,000.00
LAW	Development & Implementation	\$ 100,000.00	\$ 100,000.00	\$ 200,000.00
F&G SPORT FISH	Development & Implementation	\$ 30,000.00	\$ 30,000.00	\$ 60,000.00
			\$ -	\$ -
DNR/DGGS	Monitoring & Compliance	\$ 7,500.00	\$ 7,500.00	\$ 15,000.00
DNR/ML&W	Monitoring & Compliance	\$ 25,000.00	\$ 25,000.00	\$ 50,000.00
DNR/OHMP	Monitoring & Compliance	\$ 60,000.00	\$ 60,000.00	\$ 120,000.00
DEC	Monitoring & Compliance	\$ 20,000.00	\$ 20,000.00	\$ 40,000.00
F&G SPORT FISH	Monitoring & Compliance	\$ 5,000.00	\$ 5,000.00	\$ 10,000.00
			\$ -	\$ -
DCCED	306 Dev & Imp Admin	\$ 130,000.00	\$ 130,000.00	\$ 260,000.00
	Total State Agency Implementation 306	\$ 487,500.00	\$ 487,500.00	\$ 975,000.00
SEC 306 - COASTAL DISTRICT PLAN D&I (GRANTS)				
DCCED	306 Dev & Imp District Grants	\$ 710,000.00		
	Total Agency DISTRICT GRANTS 306	\$ 710,000.00		

TOTAL \$ 1,197,500.00

***DCCED sub-awards \$710,000.00 out to coastal districts. Coast districts match a portion of the sub-award (Boroughs 1:50 match / CRSA 1:20 match)
DCOM meets the additional match requirement.***

TABLE 1: FY 08 Section 306 Grant Awards Summary

COASTAL DISTRICTS	FY07 SECTION 306 REQUIRED TASKS AWARDS	FY08 DISTRICT GRANT REQUESTS	FY08 SECTION 306 REQUIRED TASKS AWARDS
Aleutians East Borough	\$ 17,000.00	\$ 17,000.00	\$ 17,000.00
Aleutians West CRSA	\$ 73,000.00	\$ 115,277.44	\$ 73,000.00
Anchorage	\$ 38,500.00	\$ 39,000.00	\$ 38,500.00
Bering Straits CRSA (DCCED)	\$ 73,000.00	\$ 76,500.00	\$ 65,000.00
Bethel	\$ 6,000.00	\$ 6,000.00	\$ 6,000.00
Bristol Bay Borough	\$ 13,000.00	\$ 20,900.00	\$ 13,000.00
Bristol Bay CRSA	\$ 73,000.00	\$ 75,500.00	\$ 73,000.00
Cenaliulriit CRSA	\$ 73,000.00	\$ 75,500.00	\$ 73,000.00
Cordova	\$ 6,000.00	\$ 6,000.00	\$ 6,000.00
Craig	\$ 6,000.00	\$ 6,900.00	\$ 6,000.00
Haines	\$ 13,000.00	\$ 12,910.00	\$ 13,000.00
Hoonah	\$ 6,000.00	\$ 6,000.00	\$ 6,000.00
Juneau	\$ 38,250.00	\$ 38,250.00	\$ 38,500.00
Kenai Peninsula Borough	\$ 38,500.00	\$ 52,326.00	\$ 38,500.00
Ketchikan	\$ 24,000.00	\$ 25,720.00	\$ 24,000.00
Kodiak Island Borough	\$ 24,000.00	\$ 25,000.00	\$ 24,000.00
Lake & Peninsula Borough	\$ 17,000.00	\$ 17,800.00	\$ 17,000.00
Matanuska-Susitna Borough	\$ 38,250.00	\$ 38,250.00	\$ 38,500.00
Nome	\$ 6,000.00	\$ 6,000.00	\$ 6,000.00
North Slope Borough	\$ 36,000.00	\$ 36,000.00	\$ 38,500.00
Northwest Arctic Borough	\$ 17,000.00	\$ 17,300.00	\$ 17,000.00
Pelican	\$ 6,000.00	\$ 9,000.00	\$ 6,000.00
Sitka	\$ 24,000.00	\$ 24,900.00	\$ 24,000.00
Skagway	\$ 6,000.00	\$ 6,000.00	\$ 6,000.00
Thorne Bay	\$ 6,000.00	\$ 6,000.00	\$ 6,000.00
Valdez	\$ 6,000.00	\$ 6,000.00	\$ 6,000.00
Whittier	\$ 6,000.00	\$ 6,000.00	\$ 6,000.00
Yakutat	\$ 13,000.00	\$ 13,000.00	\$ 13,000.00
TOTAL	\$ 703,500.00	\$ 785,033.44	\$ 698,500.00
TOTAL FUNDS AVAILABLE	\$ 710,000.00		\$ 710,000.00
Unencumbered Funds (Audits/Travel)	\$ 6,500.00		\$ 11,500.00

COASTAL IMPACT ASSISTANCE PROGRAM

Section 384 of the Energy Policy Act of 2005 established the Coastal Impact Assistance Program (CIAP). The Act authorizes the U.S. Department of Interior, Minerals Management Service to distributed \$250 million annually for the years 2007 through 2010 to Outer Continental Shelf (OCS) oil and gas producing states and coastal political subdivisions (CPSs) to mitigate the impacts of OCS oil and gas activities.

Per a formula prescribed by the Act, Alaska's eight eligible CPSs will receive a combined total of 35 percent of Alaska's allocation. The remaining 65 percent is allocated directly to the state.

In 2007 and 2008 Alaska was allocated 1 % of the national CIAP funds. Due to the recent Chukchi Lease Sale, MMS has projected that Alaska's allocation will increase to be between 12% and 17 % of the national CIAP allocation in 2009 and 2010. MMS will announce final allocation in April 2009.

The tables below show the annual and total projected CIAP allocations to the state and the CPSs for both the high and low estimates.

Allocation Directly to State (65% of total to state)

	Total	2007	2008	2009	2010
Low end (12% of total federal funds for 2009 and 2010)	40,982,500.00	1,576,250.00	1,576,250.00	18,915,000.00	18,915,000.00
High end (17% of total federal funds for 2009 and 2010)	56,745,000.00	1,576,250.00	1,576,250.00	26,796,250.00	26,796,250.00

Allocation Directly to CPSs - Low end (35 % of total to state)

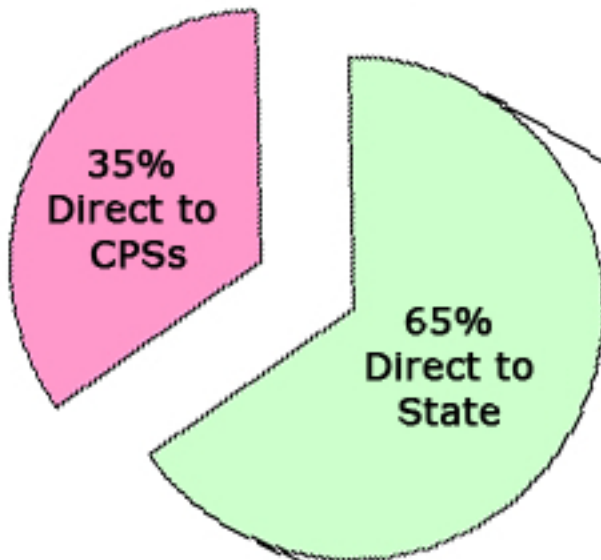
	Total	2007	2008	2009	2010
Municipality of Anchorage	3,581,586.76	137,767.88	137,767.88	1,653,025.50	1,653,025.50
Bristol Bay Borough	17,627.72	665.86	665.86	8,148.00	8,148.00
Kenai Peninsula Borough	1,544,770.72	59,435.36	59,435.36	712,950.00	712,950.00
Kodiak Island Borough	1,902,235.04	73,170.52	73,170.52	877,947.00	877,947.00
Lake & Peninsula Borough	898,096.08	34,518.54	34,518.54	414,529.50	414,529.50
Matanuska-Susitna Borough	816,488.30	31,399.15	31,399.15	376,845.00	376,845.00
North Slope Borough	7,187,406.52	276,448.76	276,448.76	3,317,254.50	3,317,254.50
Northwest Arctic Borough	6,119,288.86	235,343.93	235,343.93	2,824,300.50	2,824,300.50
Total	22,067,500.00	848,750.00	848,750.00	10,185,000.00	10,185,000.00

Allocation Directly to CPSs - High end (35 % of total to state)

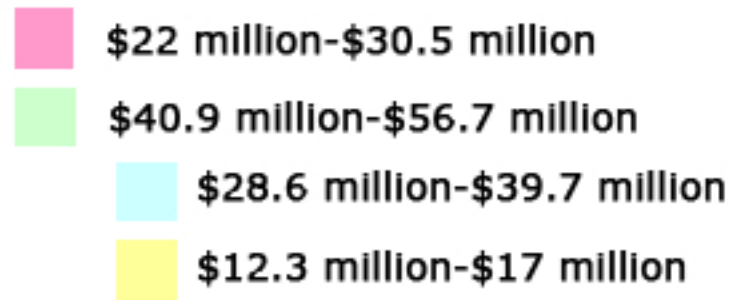
	Total	2007	2008	2009	2010
Municipality of Anchorage	4,959,108.00	137,767.88	137,767.88	2,341,786.12	2,341,786.12
Bristol Bay Borough	24,417.72	665.86	665.86	11,543.00	11,543.00
Kenai Peninsula Borough	2,138,895.72	59,435.36	59,435.36	1,010,012.50	1,010,012.50
Kodiak Island Borough	2,633,857.54	73,170.52	73,170.52	1,243,758.25	1,243,758.25
Lake & Peninsula Borough	1,243,537.32	34,518.54	34,518.54	587,250.12	587,250.12
Matanuska-Susitna Borough	1,130,525.80	31,399.15	31,399.15	533,863.75	533,863.75
North Slope Borough	9,951,785.28	276,448.76	276,448.76	4,699,443.88	4,699,443.88
Northwest Arctic Borough	8,472,872.62	235,343.93	235,343.93	4,001,092.38	4,001,092.38
Total	30,555,000.00	848,750.00	848,750.00	14,428,750.00	14,428,750.00

Alaska CIAP Allocation

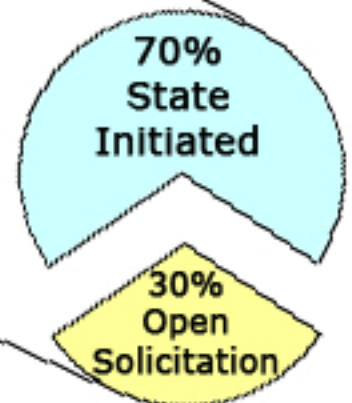
Allocation per 2005 Energy Policy Act



2007-2010 Combined Allocations



State's Direct Allocation- Spending



Coastal Impact Assistance Program (CIAP)

Schedule

(Subject to change - last updated 1/22/09)

Project Solicitation: State-Initiated Projects

- December 3, 2008: Initiate solicitation of state projects
- February 2, 2009: Close solicitation of state projects – start to review and rank state initiated projects

Open Solicitation: Public initiated projects

The Alaska Department of Commerce, Community, and Economic Development (Commerce) is currently developing regulations to establish the open solicitation grant procedures for the 30% of available funds affecting the public. The Schedule below regarding the open solicitation of projects from the public is dependant on the progress of the regulations.

- January 26, 2009: Commerce initiates 30-day public comment period on regulations establishing the grant procedures affecting the public.
- March 2, 2009: Initiate open solicitation of projects from the public
- April 24, 2009: Regulations in effect
- April 25, 2009: Close solicitation of projects from the public – start to review and rank non-state initiated projects

Plan Amendment Schedule

- April 15, 2009: MMS determines final allocation for FY 2009 and FY 2010
- May 31, 2009: Finalize project recommendation to Ocean Policy Cabinet
- June 30, 2009: Initiate 30-day public review of draft Amended CIAP Plan
- June 30, 2009: Submit draft Amended CIAP Plan to MMS for review and comment
- October 11, 2009: Submit final Amended CIAP Plan to MMS
- October 31, 2009: MMS deems Amended CIAP Plan complete and initiates 90 day review
- January 29, 2010: MMS approves Alaska's Amended CIAP Plan

Coastal Impact Assistance Program

The Energy Policy Act of 2005 (Public Law 109-58) was signed into law by President Bush on August 8, 2005. Section 384 of the Act establishes the Coastal Impact Assistance Program (CIAP), which authorizes funds to be distributed to Outer Continental Shelf (OCS) oil and gas producing states to mitigate the impacts of OCS oil and gas activities.

Under the CIAP, the Secretary of the Interior is authorized to distribute to producing states and coastal political subdivisions (CPS's) \$250 million for each of the Federal fiscal years (FY) 2007 through 2010. This money will be shared among Alabama, Alaska, California, Louisiana, Mississippi, and Texas and will be allocated to each producing state based upon allocation formulas prescribed by the Act. Further, the CIAP allocates money to the eligible CPS's of the states identified above.

Pursuant to the Act, a producing state or CPS shall use all amounts received under this section for one or more of the following five authorized uses:

Authorized Uses:

1. Projects and activities for the conservation, protection, or restoration of coastal areas, including wetland.
2. Mitigation of damage to fish, wildlife, or natural resources.
3. Planning assistance and the administrative costs of complying with CIAP.
4. Implementation of a federally-approved marine, coastal or comprehensive conservation management plan.
5. Mitigation of the impact of OCS activities through funding of onshore infrastructure projects and public service needs.

Coastal Impact Assistance Program (CIAP) Themes for Open Solicitation – applicable to all projects considered under the open solicitation (30%)

Approximately 70% of the CIAP allocation will be used for state initiated projects. Approximately 30% of the allocation will fund projects identified through an open solicitation process and will include both state and non-state initiated projects. In order to ensure that non-state initiated projects still focus on state priorities while addressing community needs, the Ocean Policy Cabinet and Department of Natural Resources/Division of Coastal and Ocean Management identified five themes. All non-state initiated projects must address one of these themes. In addition, those state projects that did not make the state-initiated (70%) project cut are automatically bumped into the open solicitation (30%) process and must also meet one of the five themes to be considered.

Themes

1. Waste Management and Clean Up
 - a. Marine debris clean-up projects (e.g., projects to collect, transport and dispose of marine debris from shorelines, etc.).
 - b. Clean harbor projects to improve water quality at harbors (e.g., sewage pump-out stations and waste oil collection facilities, etc.).
 - c. Waste management projects (e.g., projects to collect, consolidate, transport, and dispose of household hazardous waste present in remote communities, etc.).
2. Data Collection, Data Analysis, Planning, and Mapping
 - a. Community-based assessment and monitoring of environmental and habitat variables in order to evaluate and/or mitigate impacts of development (e.g., water quantity and quality monitoring; collection of traditional knowledge regarding changes in natural ecosystems; data collection and/or analysis; habitat mapping for baseline information, long-term monitoring, and/or detection of change in order to evaluate impacts of development, etc.).
 - b. Collection and/or analysis of baseline data on fish or wildlife and/or their habitat that is needed to evaluate or develop mitigation strategies for potential impacts from oil and gas, mining, and other development activities.
 - c. Projects that would analyze or prepare for the impacts of climate change or natural hazards on communities.
3. Habitat Restoration and Rehabilitation Projects
(e.g., stream bank restoration projects, prescribed burning to restore moose habitat, replacement of culverts that impede fish passage, wetland restoration projects, etc.).
4. Mitigation Projects
Projects to mitigate impacts from development activities and/or climate change.
5. Community Environmental Education Projects, Not to Exceed \$35,000
Projects to educate the public about environmental issues/topics (e.g., educational materials, signage, targeted conferences, etc.). Projects proposed under this category will be evaluated separately from the other project categories. Up to \$1,500,000 will be allocated to this category.

**Tier 1 Projects for Fiscal Years 2007 - 2010 Proposed by
STATE OF ALASKA**

Coastal Impact Assistance Program Allocations

Spending Estimates

Project Title	Estimated Spending by Fiscal Year Allocation (\$)				
	TOTAL	FY 07	FY 08	FY 09	FY 10
Authorized Use 1: Projects and activities for the conservation, protection, or restoration of coastal areas, including wetland					
1 Stikine River Mining Activity Risk Assessment	58,000	0	58,000	0	0
2 Shore Zone Mapping	800,000	175,000	20,000	200,000	405,000
3 Fish Monitoring Program	1,600,000	0	700,000	600,000	300,000
4 Current Measurements in Potential Oil Exploration and/or Development Areas of the Landfast Ice Zone of the Alaskan Beaufort Sea	67,000	0	67,000	0	0
5 Matanuska-Susitna Trail Rehabilitation and Wetland Restoration	140,000	0	50,000	45,000	45,000
Subtotal (\$)	2,665,000	175,000	895,000	845,000	750,000
Authorized Use 2: Mitigation of damage to fish, wildlife, or natural resources					
6 Mertarvik Waterfront Management and All Hazards Plan	150,000	0	75,000	75,000	0
7 Newtok Environmental Site Inventory and Assessment	100,000	0	50,000	50,000	0
Subtotal (\$)	250,000	0	125,000	125,000	0
Authorized Use 3: Planning assistance and the administrative costs of complying with CIAP					
8 Division of Coastal and Ocean Management - Administrative Costs	372,014	1,250	122,914	117,800	130,050
Subtotal (\$)	372,014	1,250	122,914	117,800	130,050
Authorized Use 4: Implementation of a federally-approved marine, coastal, or comprehensive conservation management plan					
9 Coastal Processes Seminars	40,486	0	30,136	10,350	0
10 Geohazards Evaluation and Geologic Mapping for Coastal Communities	1,123,500	0	209,200	358,100	556,200
11 Survey	1,400,000	1,400,000	0	0	0
12 Monitoring Steller Sea Lions at Remote Sites in the Bering Sea	124,000	0	44,000	40,000	40,000
13 Hydro-acoustic Monitoring of Ambient Noise and Marine Mammals in the Chukchi Sea	330,000	0	150,000	80,000	100,000
Subtotal (\$)	3,017,986	1,400,000	433,336	488,450	696,200
Authorized Use 5: Mitigation of the impact of OCS activities through funding of onshore infrastructure projects and public service needs					
Subtotal (\$)	0	0	0	0	0
TOTAL	6,305,000	1,576,250	1,576,250	1,576,250	1,576,250

TOTAL ALLOCATION FOR STATE OF ALASKA (\$)

6,305,000 1,576,250 1,576,250 1,576,250 1,576,250

**Tier 1 Projects for Fiscal Years 2007 - 2010 Proposed by
COASTAL POLITICAL SUBDIVISIONS**

Coastal Impact Assistance Program Allocations

Spending Estimates

Project Title		Spending Estimate (\$)				
		TOTAL	FY 07	FY 08	FY 09	FY 10
MUNICIPALITY OF ANCHORAGE						
1	Anchorage Creeks CIAP Restoration Project	551,072	137,768	137,768	137,768	137,768
	Subtotal	551,072	137,768	137,768	137,768	137,768
KENAI PENINSULA BOROUGH						
1	Crooked Creek Bank Restoration and Habitat Protection	15,000	15,000	0	0	0
2	Kasilof Personal use Fisheries Habitat Protection	8,000	8,000	0	0	0
3	Crooked Creek State Recreational Area River Bank Restoration	189,240	30,000	53,080	53,080	53,080
4	CIAP Planning and Administration	25,500	6,375	6,375	6,375	6,375
	Subtotal	237,740	59,375	59,455	59,455	59,455
KODIAK ISLAND BOROUGH						
1	Metal Debris Clean Up and Removal	160,000	40,000	40,000	40,000	40,000
2	Trail Hardening or Relocation to Enhance and Improve Coastal Water Quality and Stream Habitat	94,000	23,500	23,500	23,500	23,500
3	Public Education on the Value of Conserving Wetlands and Other Coastal Habitats	9,671	9,671	0	0	0
4	Mapping of Coastal and Marine Resources	29,012	0	9,671	9,671	9,671
	Subtotal	292,682	73,171	73,171	73,171	73,171
LAKE AND PENINSULA BOROUGH						
1	Lake and Peninsula Borough Beach Erosion Tracking Program and Community Profile Map Additions and Updates	105,273	0	36,237	34,518	34,518
2	Lake and Peninsula Borough Mapping Update for the Protection of Critical Coastal Resources and Identification of Land Status	10,000	10,000	0	0	0
3	Lake and Peninsula Borough Coastal Management Plan Amendment – Community Outreach Component	22,800	22,800	0	0	0
	Subtotal	138,073	32,800	36,237	34,518	34,518
MATANUSKA-SUSITNA BOROUGH						
1	<i>"Protect the Edge: Where the Water Meets the Land"</i> a full-color 40-60 Page Publication About Protecting Riparian Habitat and Wetlands	20,000	20,000	0	0	0
2	Ortho-rectified Imagery of the Matanuska-Susitna Coastal Zone	105,596	11,399	31,399	31,399	31,399
	Subtotal	125,596	31,399	31,399	31,399	31,399

State of Alaska

Tier 1 Projects for Fiscal Years 2007 - 2010 Proposed by
COASTAL POLITICAL SUBDIVISIONS

Coastal Impact Assistance Program Allocations

Project Title		Spending Estimate (\$)				
		TOTAL	FY 07	FY 08	FY 09	FY 10
NORTH SLOPE BOROUGH						
1	Restoration and Rehabilitation of Coastal Areas Through the Installation of Hardened Trail	90,000	90,000	0	0	0
2	Assessment of the Biotic and Abiotic Factors Influencing the Ikpikpuk River Delta, which is Needed for Predicting Changes and Developing Plans to Conserve and Protect the Delta	275,000		65,000	105,000	105,000
3	Assessment of the Health and Biology of Arctic Marine Mammals for the Development and Evaluation of Mitigation Measures to Reduce Impacts from a Changing Arctic Environment	560,792	146,448	171,448	121,448	121,448
4	Assessment of the Vulnerability of Archaeological and Cultural Sites to Coastal Erosion and the Development of Plans to Protect the Sites	100,000	0	0	50,000	50,000
5	Implementation and Enhancement of Permitting Activities of the North Slope Borough	80,000	40,000	40,000	0	0
	Subtotal	1,105,792	276,448	276,448	276,448	276,448
NORTHWEST ARCTIC BOROUGH						
1	Protecting Coastal Areas through Region-wide Waste Management Improvement	181,000	0	44,500	77,500	59,000
2	Protecting Coastal Areas through Planning and Guidance for Sustainable Tourism	136,000	0	40,000	55,000	41,000
3	Improving Management Capacity to Protect Coastal Areas	200,000	0	80,000	60,000	60,000
4	Protection of Coastal Areas from Marine Debris	125,000	0	50,000	45,000	30,000
5	Administrative Costs	178,376	17,000	55,000	60,000	46,376
6	Improving Subsistence Information to Implement Federal Plans	75,000	0	25,000	50,000	0
7	Improving Public Involvement for Implementation of Federally Approved Plans	46,000	0	20,000	26,000	0
	Subtotal	941,376	17,000	314,500	373,500	236,376
	TOTAL ALL CPS'S COMBINED	3,392,331	627,960	928,977	986,258	849,134

Note: Bristol Bay Borough did not submit any projects.

Alaska Coastal Political Subdivisions

Municipality of Anchorage
 Bristol Bay Borough
 Kenai Peninsula Borough
 Kodiak Island Borough
 Lake and Peninsula Borough
 Matanuska-Susitna Borough
 North Slope borough
Northwest Arctic Borough
TOTAL

Annual Allocation

\$137,767.88
 \$665.86
 \$59,435.36
 \$73,170.52
 \$34,518.54
 \$31,399.15
 \$276,448.76
\$235,343.93
\$848,750.00