

DEPARTMENT OF CORRECTIONS

DIVISION OF INSTITUTIONS

HOUSE FINANCE SUBCOMMITTEE

FEBRUARY 11, 2025



Presented by:

Zane Nighswonger, Director of Institutions

Jake Wyckoff, Deputy Commissioner



DIVISION OF INSTITUTIONS MISSION

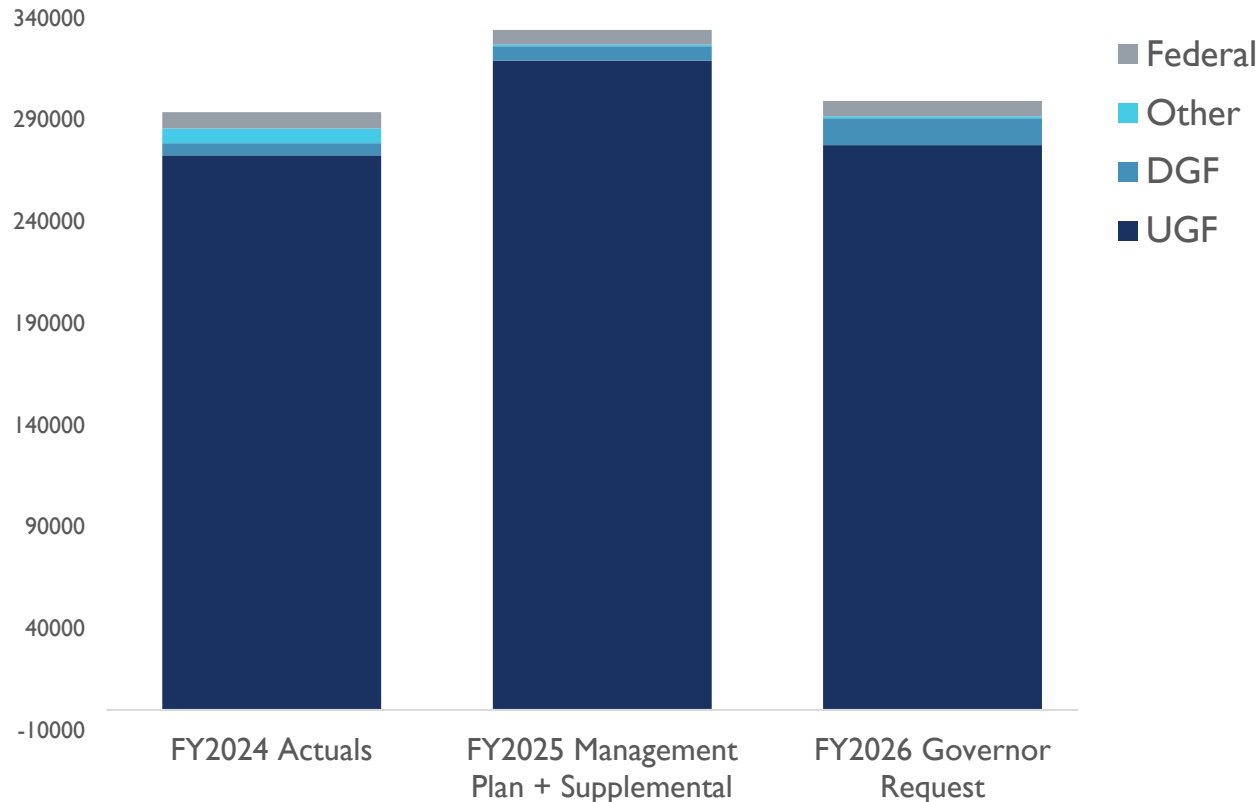
The mission of the Division of Institutions is to promote public safety through secure confinement, access to reformative programs, and offender management planning that promotes successful community reentry.



FY2026 DIVISION OF INSTITUTIONS BUDGET REQUEST

Funding History

(\$ in THOUSANDS)



	FY2024 Actuals	FY2025 Management Plan + Supplemental	FY2026 Governor Request	Difference FY2024 and FY2026 Gov	% Difference FY2024 and FY2026
UGF	\$272,457.9	319,072.4	277,581.3	5,123.4	1.9%
DGF	6,039.8	7,137.1	13,145.6	7,105.8	117.6%
Other	7,225.4	751.4	972.0	-6,253.4	-86.5%
Federal	7,995.9	7,258.5	7,578.9	-417.0	-5.2%
Total	\$293,719.0	\$334,219.4	\$299,277.8	5,558.8	1.9%

Difference FY2024 and FY2026 Gov



DIVISION OF INSTITUTIONS FY2026 REQUEST

(\$ in THOUSANDS)

- Institution Director's Office
 - \$2,883.6 / 10 PFT
- Classification and Furlough
 - \$1,634.7 / 9 PFT
- Inmate Transportation and Point of Arrest
 - \$3,037.9 / 13 PFT
- 13 Correctional Centers
 - \$254,328.7 / 1,467 PFT
- 7 Community Residential Centers (CRC)
 - \$21,621.8 / 0 PFT
 - 5 locations
- Sentenced to Electronic Monitoring (EM)
 - \$2,960.4 / 15 PFT
 - 10 locations
- Out-of-State
 - \$300.0 / 0 PFT
- Point of Arrest
 - \$628.7 / 0 PFT
- 24 Hour Institutional Utilities
 - \$11,882 / 0 PFT

TOTAL	\$299,277.8
UGF	\$277,581.3
DGF	\$13,145.6
Other	\$972.0
Federal	\$7,578.9

Budgeted Positions	1,514 PFT
--------------------	-----------



FY2026 MAJOR OPERATING BUDGET CHANGES

(\$ in THOUSANDS)

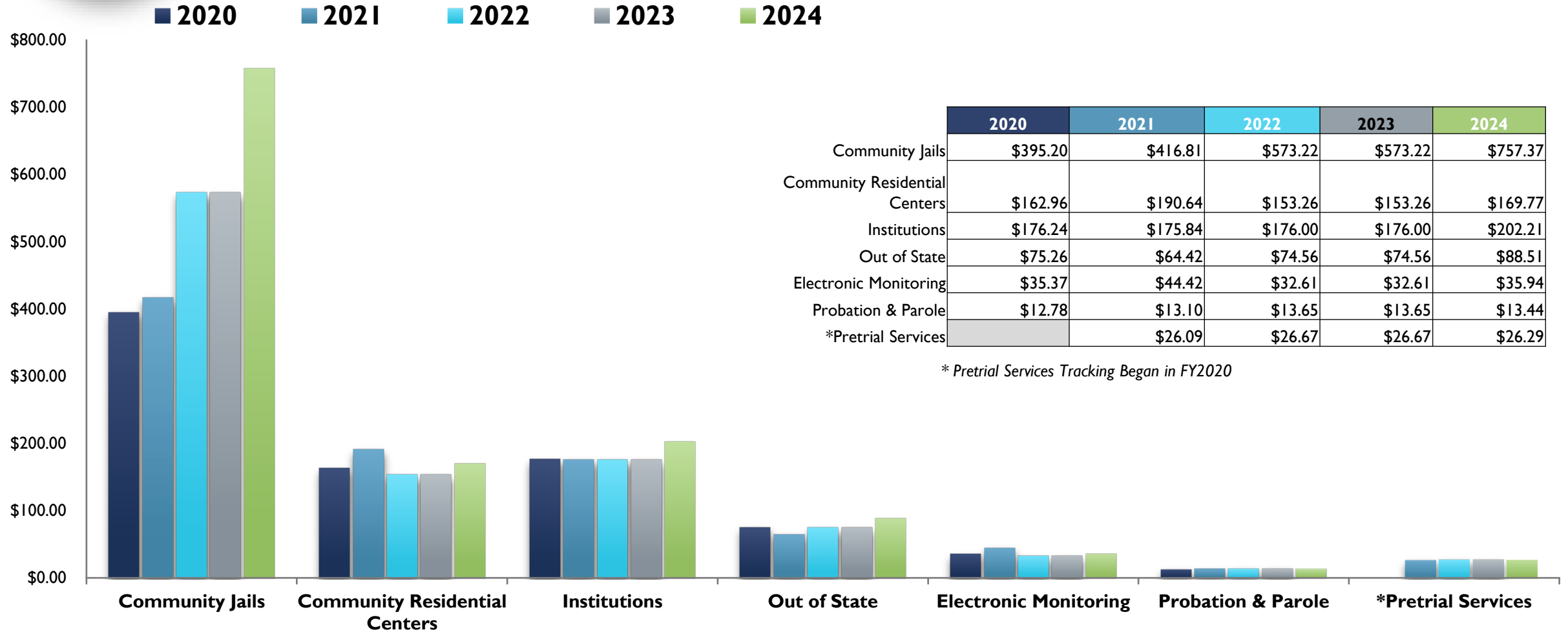
- Increase Authority for Supervisory Standby Pay for Supervisors Department Wide is \$3,904.7 UGF
 - Impact across the 13 Institutions:
 - \$1,856.1 General Funds (UGF)
- Support Deployment of Inmate Tablets Cost Increases is \$249.0 UGF

Standby Pay by Institution:

- \$109.2 Anchorage Correctional Complex Center
- \$137.5 Anvil Mountain Correctional Center
- \$112.2 Combined Hiland Mountain Correctional Center
- \$131.4 Fairbanks Correctional Center
- \$137.3 Goose Creek Correctional Center
- \$106.7 Ketchikan Correctional Center
- \$259.3 Lemon Creek Correctional Center
- \$185.1 Mat-Su Correctional Center
- \$115.8 Palmer Correctional Center
- \$108.2 Pt. MacKenzie Correctional Farm
- \$215.8 Spring Creek Correctional Center
- \$91.6 Wildwood Correctional Center
- \$146.0 Yukon-Kuskokwim Correctional Center



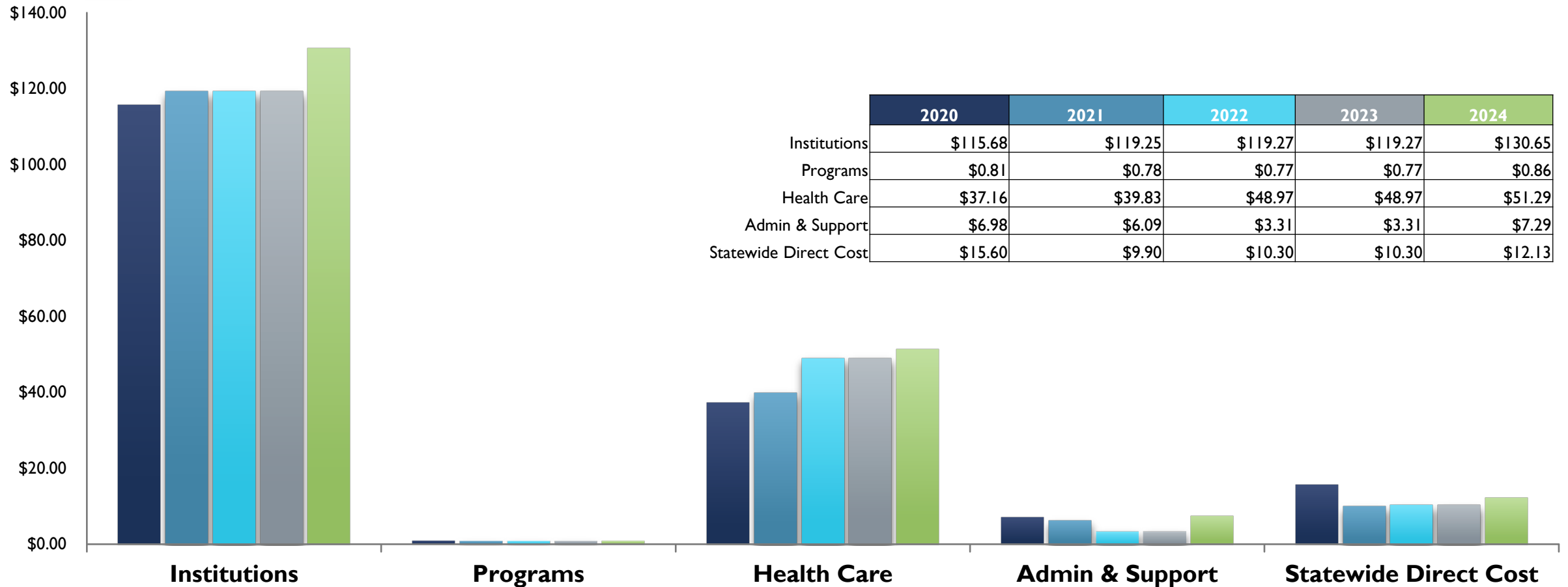
AVERAGE DAILY COST OF CARE





AVERAGE DAILY COST PER INMATE

■ 2020 ■ 2021 ■ 2022 ■ 2023 ■ 2024





COMMUNITY PLACEMENT PROGRAMS

(\$ in THOUSANDS)

Community Residential Centers (CRC)

CRC FY2026 Budget Request

TOTAL	\$21,621.8
UGF	\$13,312.2
DGF	\$8,309.6
Other	\$0.0
Federal	\$0.0

- Contract for 461 beds in five locations:
 - Anchorage (236 beds)
 - Bethel (50 beds)
 - Fairbanks (90 beds)
 - Juneau (40 beds)
 - Nome (45 beds)
- 394 offenders were housed in a CRC on 01/31/2025

Sentenced Electronic Monitoring (EM)

EM FY2026 Budget Request

TOTAL	\$2,960.4
UGF	\$2,302.5
DGF	\$657.9
Other	\$0.0
Federal	\$0.0

- 10 locations
 - Anchorage
 - Palmer
 - Fairbanks
 - Kenai
 - Juneau
 - Ketchikan
 - Valdez*
 - Cordova*
 - Kodiak*
 - Haines*
- 234 offenders were supervised in this program on 01/31/2025

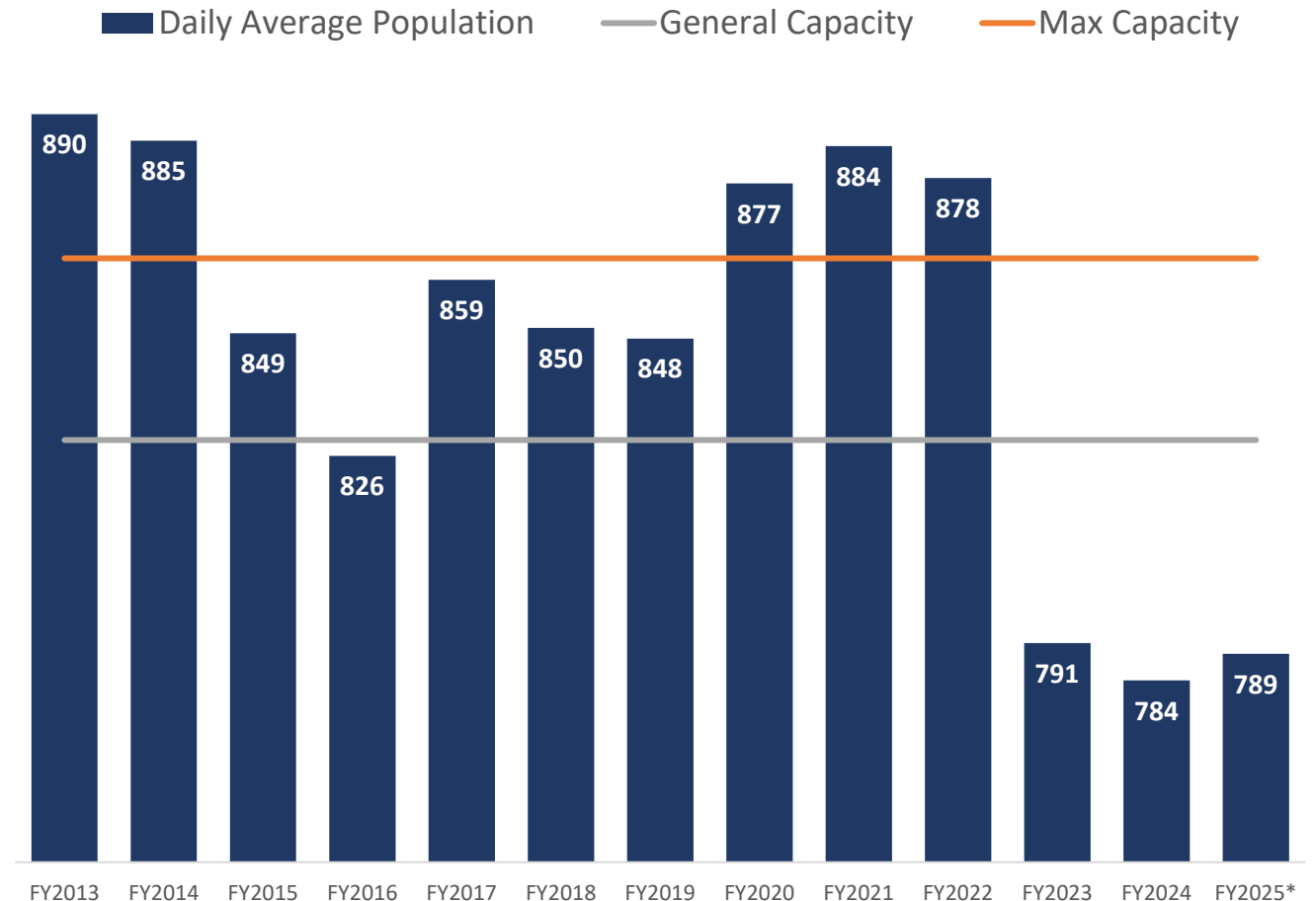
*Operated by Community Jail



ANCHORAGE CORRECTIONAL COMPLEX

\$ in Thousands

- Classification: Multi-custody
- Capacity: General 829 / Max 863
- Count as of 01/31/2025: 811
 - 180 sentenced / 631 unsentenced
- Total Budgeted Staff: 250
 - Correctional Officers: 173
- FY2026 Gov Request \$41,372.8



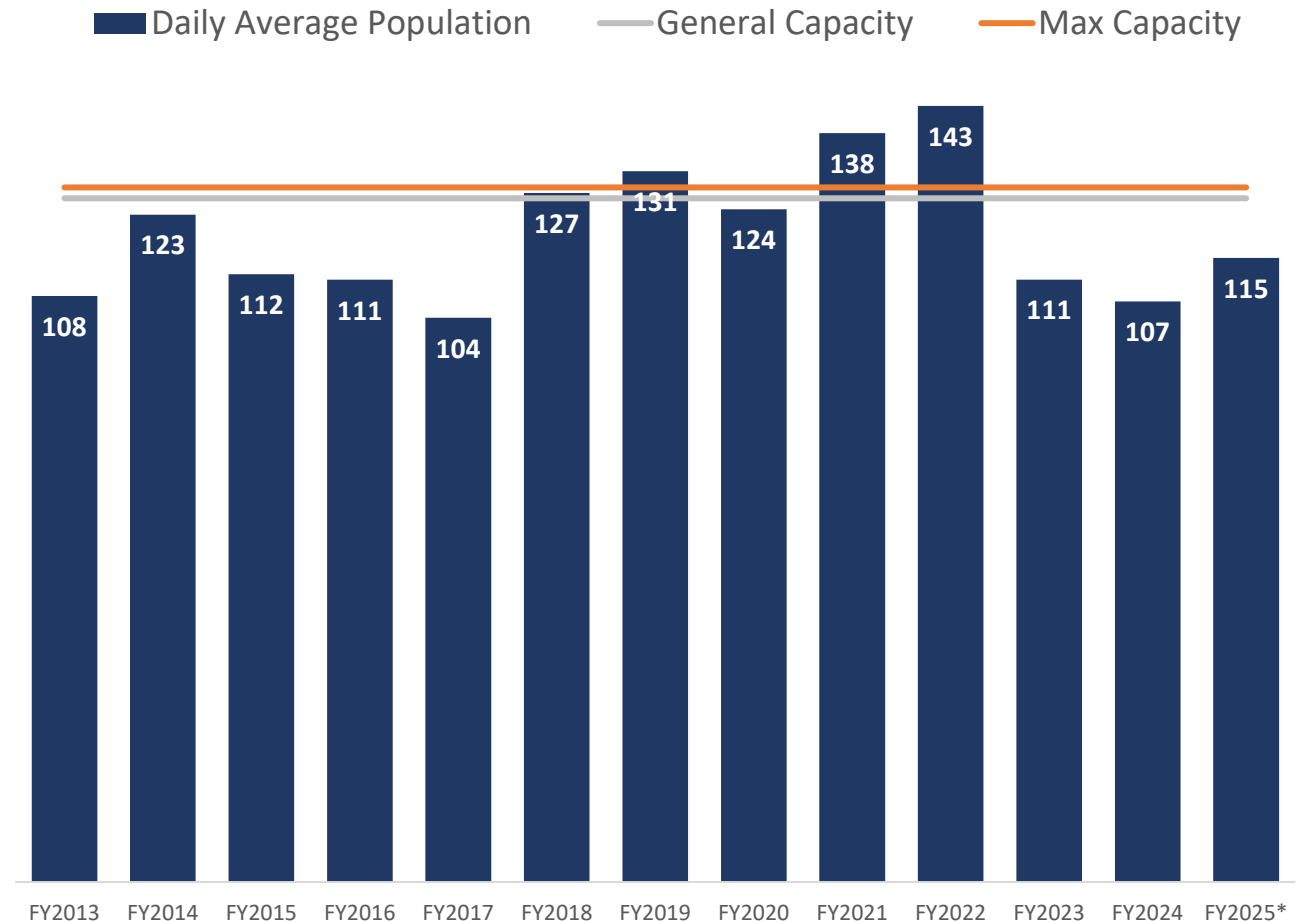
*FY2025 daily population based on the first 7 months of the fiscal year



ANVIL MOUNTAIN CORRECTIONAL CENTER

\$ in Thousands

- Classification: Multi-custody
- Capacity: General 126 / Max 128
- Count as of 01/31/2025: 118
 - 18 sentenced / 100 unsentenced
- Total Budgeted Staff: 41
 - Correctional Officers: 27
- FY2026 Gov Request \$9,140.5



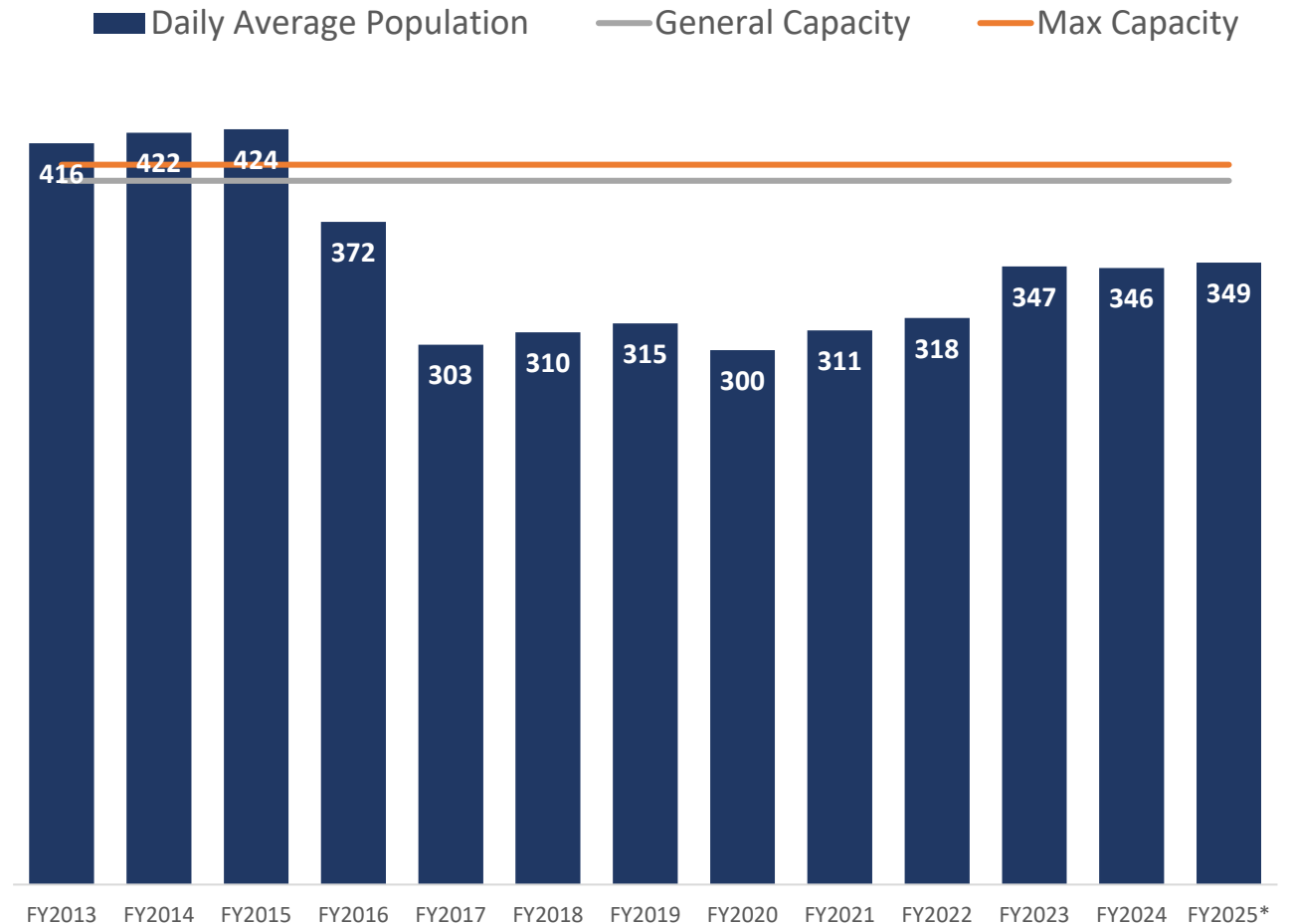
*FY2025 daily population based on the first 7 months of the fiscal year



COMBINED HILAND MOUNTAIN CORRECTIONAL CENTER

\$ in Thousands

- Classification: Female Multi-custody
- Capacity: General 395 / Max 404
- Count as of 01/31/2025: 318
 - 136 sentenced / 182 unsentenced
- Total Budgeted Staff: 114
 - Correctional Officers: 85
- FY2026 Gov Request \$19,664.8



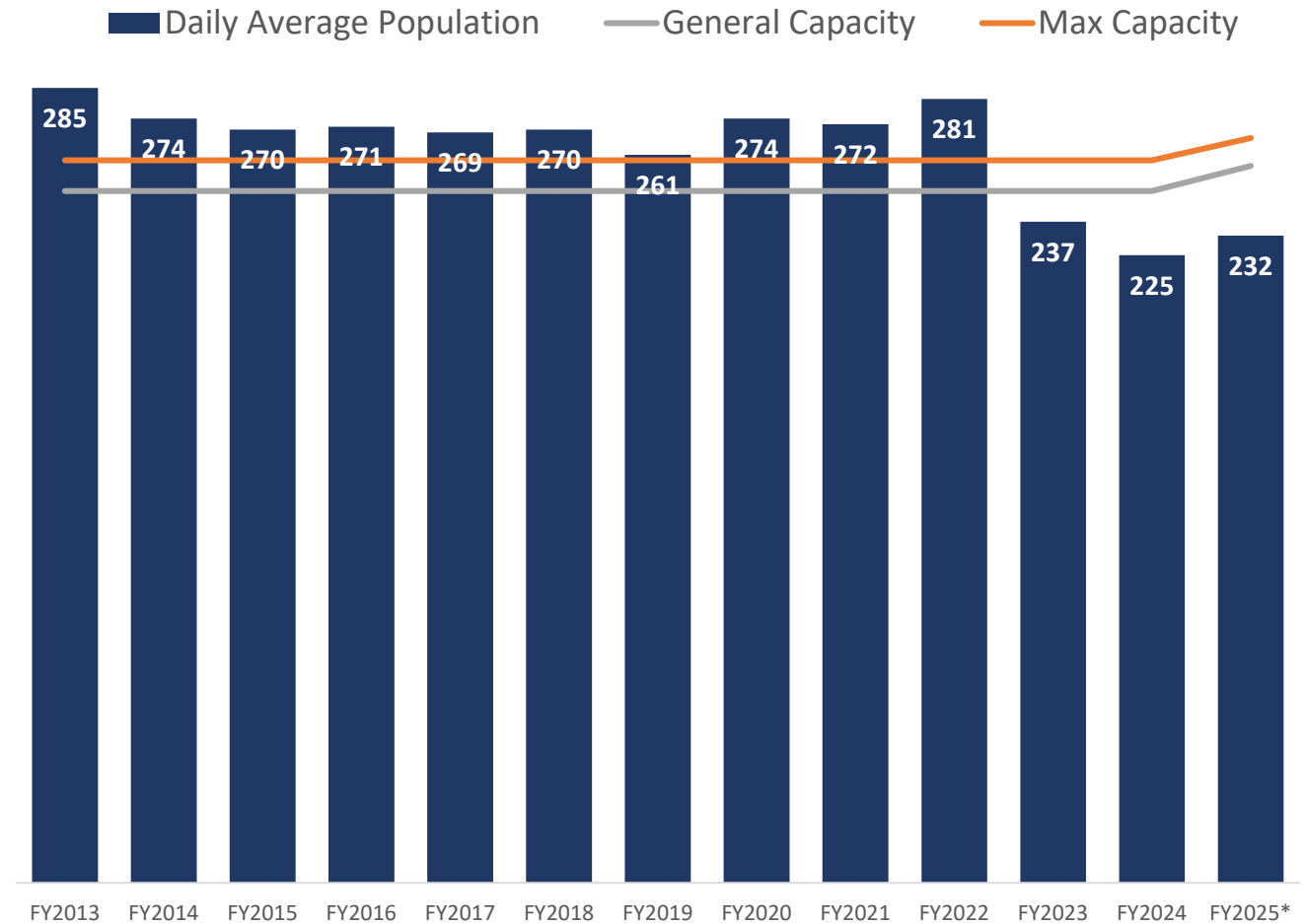
*FY2025 daily population based on the first 7 months of the fiscal year



FAIRBANKS CORRECTIONAL CENTER

\$ in Thousands

- Classification: Multi-custody
- Capacity: General 257 / Max 267
- Count as of 01/31/2025: 216
 - 27 sentenced / 189 unsentenced
- Total Budgeted Staff: 92
 - Correctional Officers: 66
- FY2026 Gov Request \$15,889.7



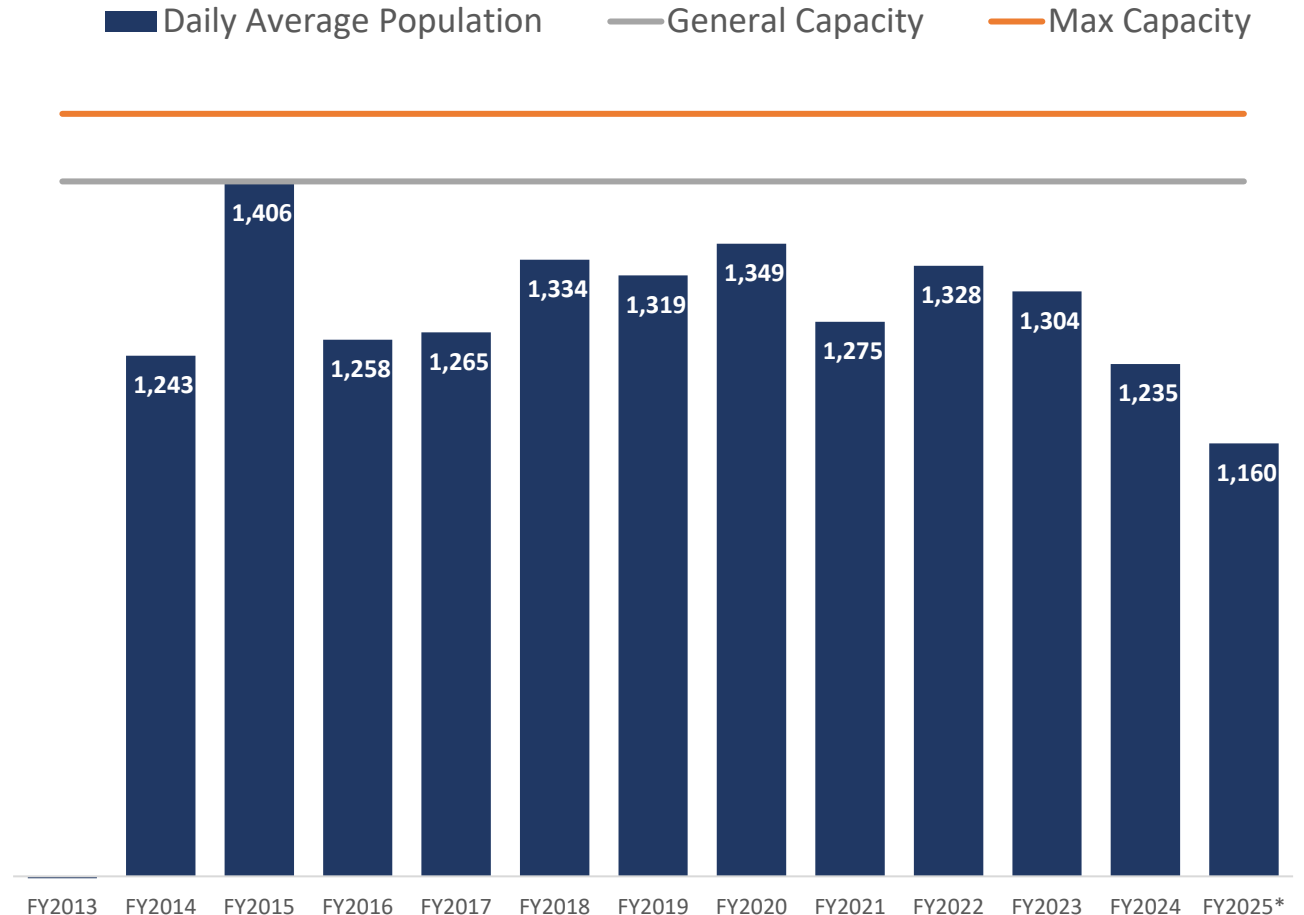
*FY2025 daily population based on the first 7 months of the fiscal year



GOOSE CREEK CORRECTIONAL CENTER

\$ in Thousands

- Classification: Multi-custody
- Capacity: General 1,408 / Max 1,472
- Count as of 01/31/2025: 1,062
 - 701 sentenced / 361 unsentenced
- Total Budgeted Staff: 329
 - Correctional Officers: 235
- FY2026 Gov Request \$52,028.6



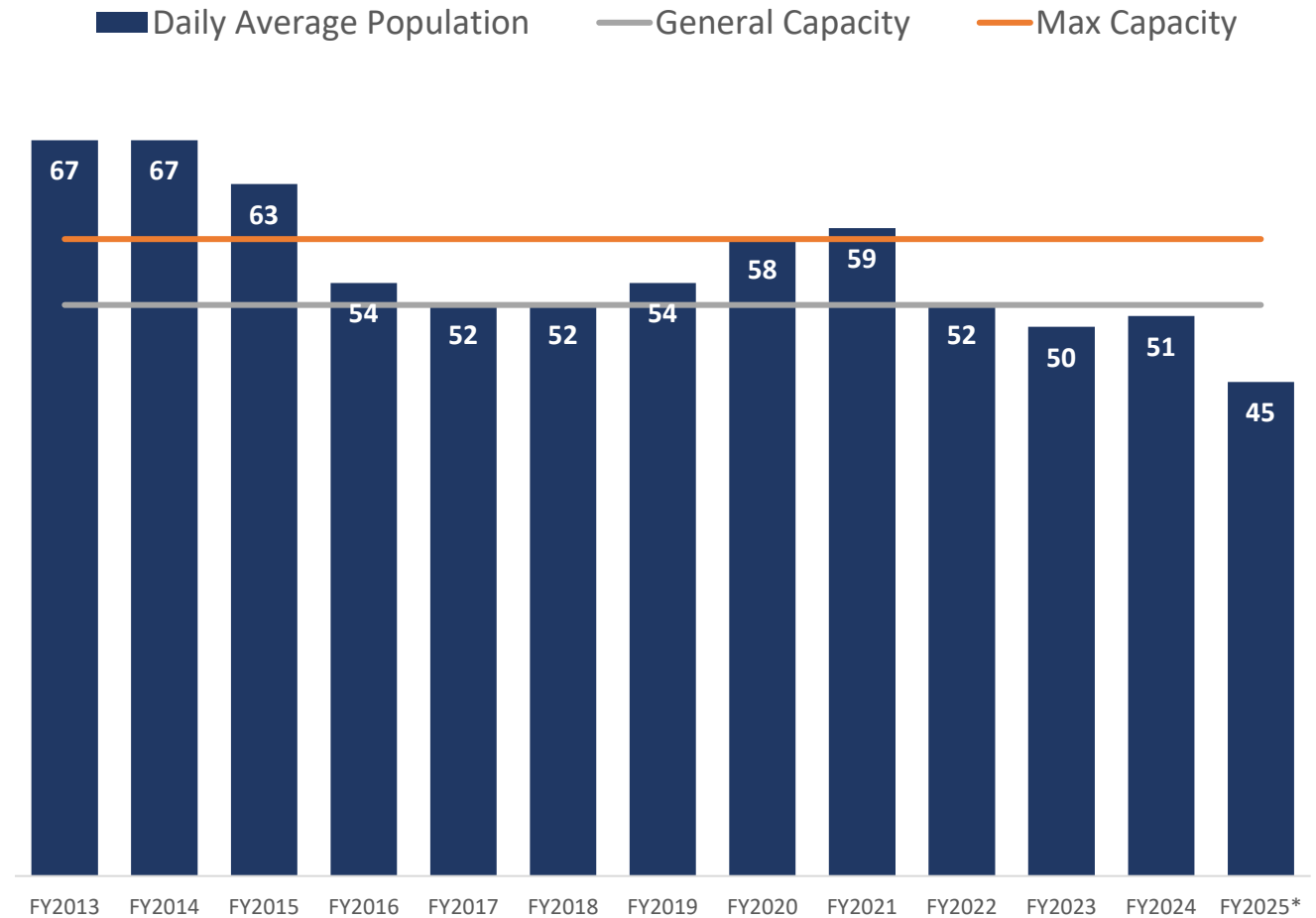
*FY2025 daily population based on the first 7 months of the fiscal year



KETCHIKAN CORRECTIONAL CENTER

\$ in Thousands

- Classification: Multi-custody
- Capacity: General 52 / Max 58
- Count as of 01/31/2025: 49
 - 10 sentenced / 39 unsentenced
- Total Budgeted Staff: 37
 - Correctional Officers: 27
- FY2026 Gov Request \$6,148.9



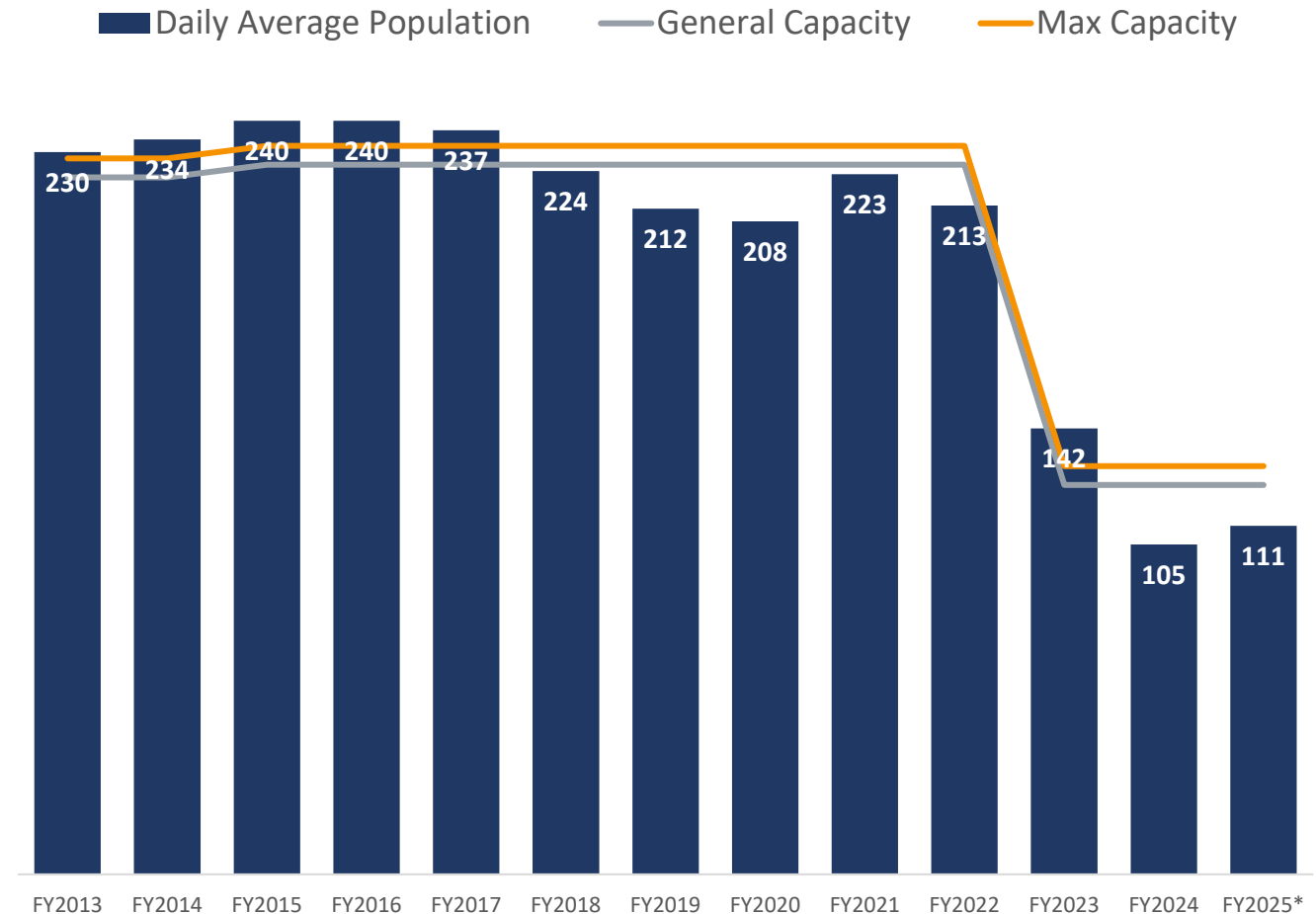
*FY2025 daily population based on the first 7 months of the fiscal year



LEMON CREEK CORRECTIONAL CENTER

\$ in Thousands

- Classification: Multi-custody
- Capacity: General 124 / Max 130
- Count as of 01/31/2025: 118
 - 54 sentenced / 64 unsentenced
- Total Budgeted Staff: 79
 - Correctional Officers: 53
- FY2026 Gov Request \$14,796.5



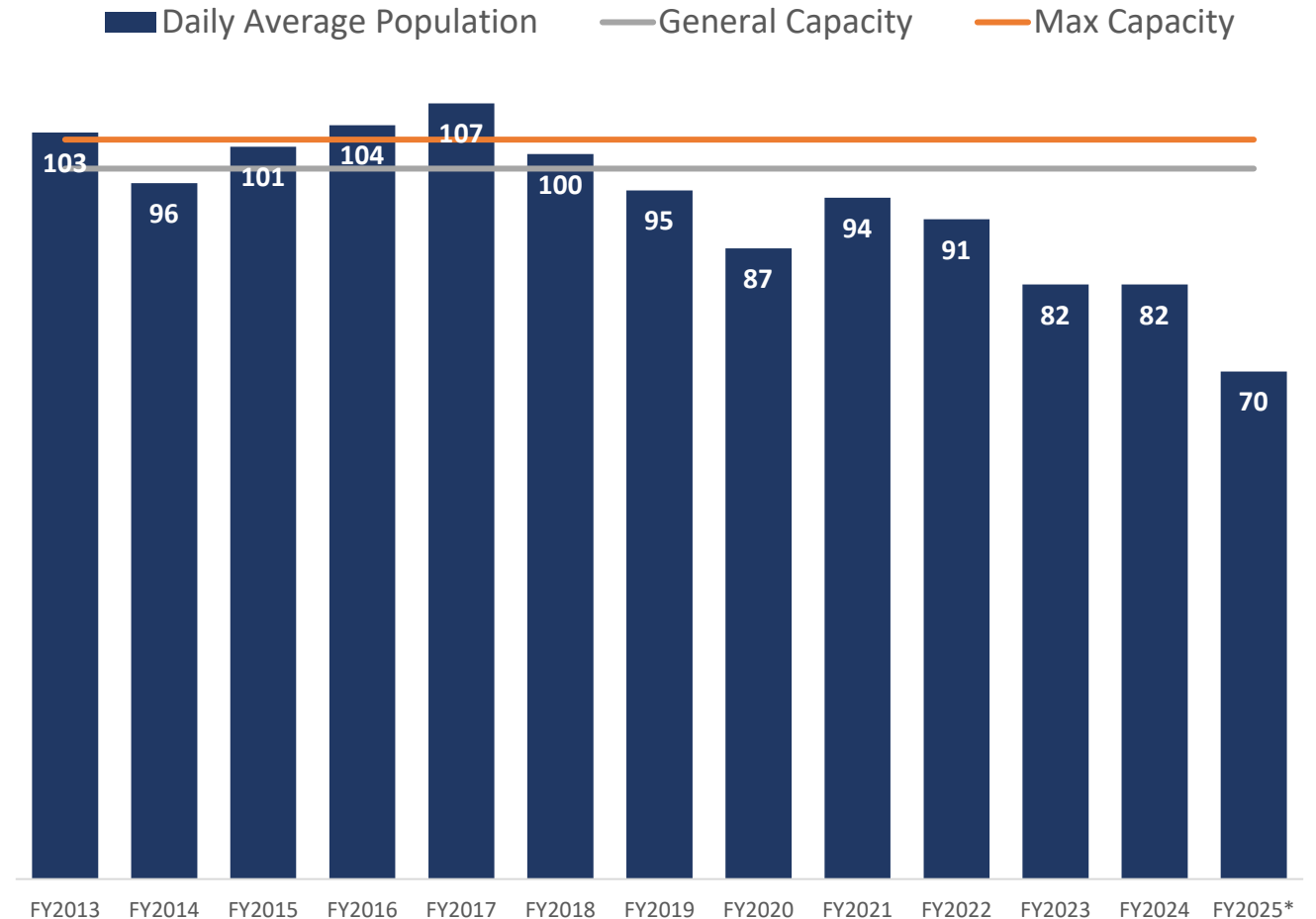
*FY2025 daily population based on the first 7 months of the fiscal year



MAT-SU PRETRIAL

\$ in Thousands

- Classification: Multi-custody
- Capacity: General 98 / Max 102
- Count as of 01/31/2025: 82
 - 7 sentenced / 75 unsentenced
- Total Budgeted Staff: 50
 - Correctional Officers: 37
- FY2026 Gov Request \$8,417.9



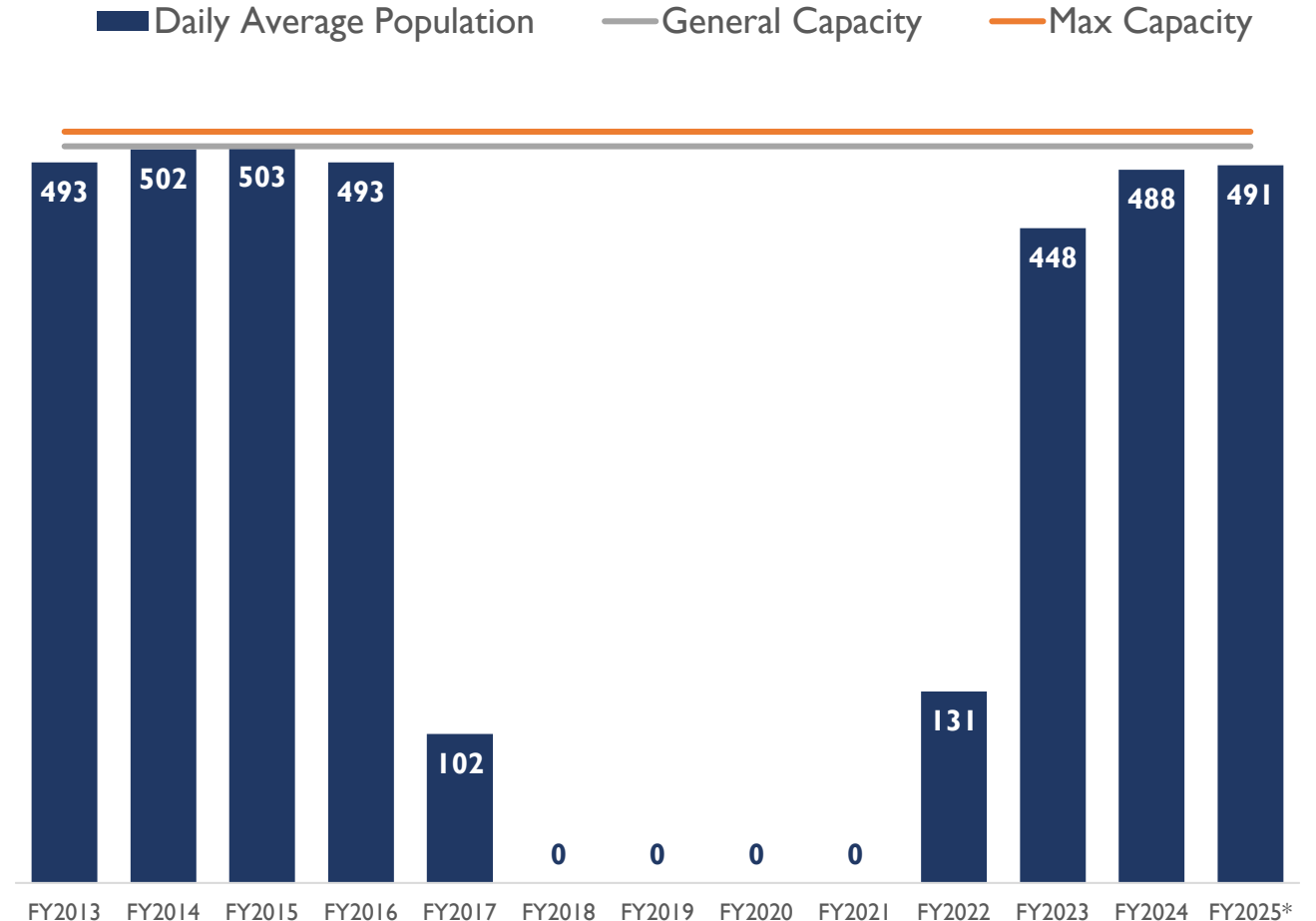
*FY2025 daily population based on the first 7 months of the fiscal year



PALMER CORRECTIONAL CENTER

\$ in Thousands

- Classification: Multi-custody
- Capacity: General 504 / Max 514
- Count as of 01/31/2025: 491
 - 490 sentenced / 1 unsentenced
- Total Budgeted Staff: 106
 - Correctional Officers: 74
- FY2026 Gov Request \$20,324.0



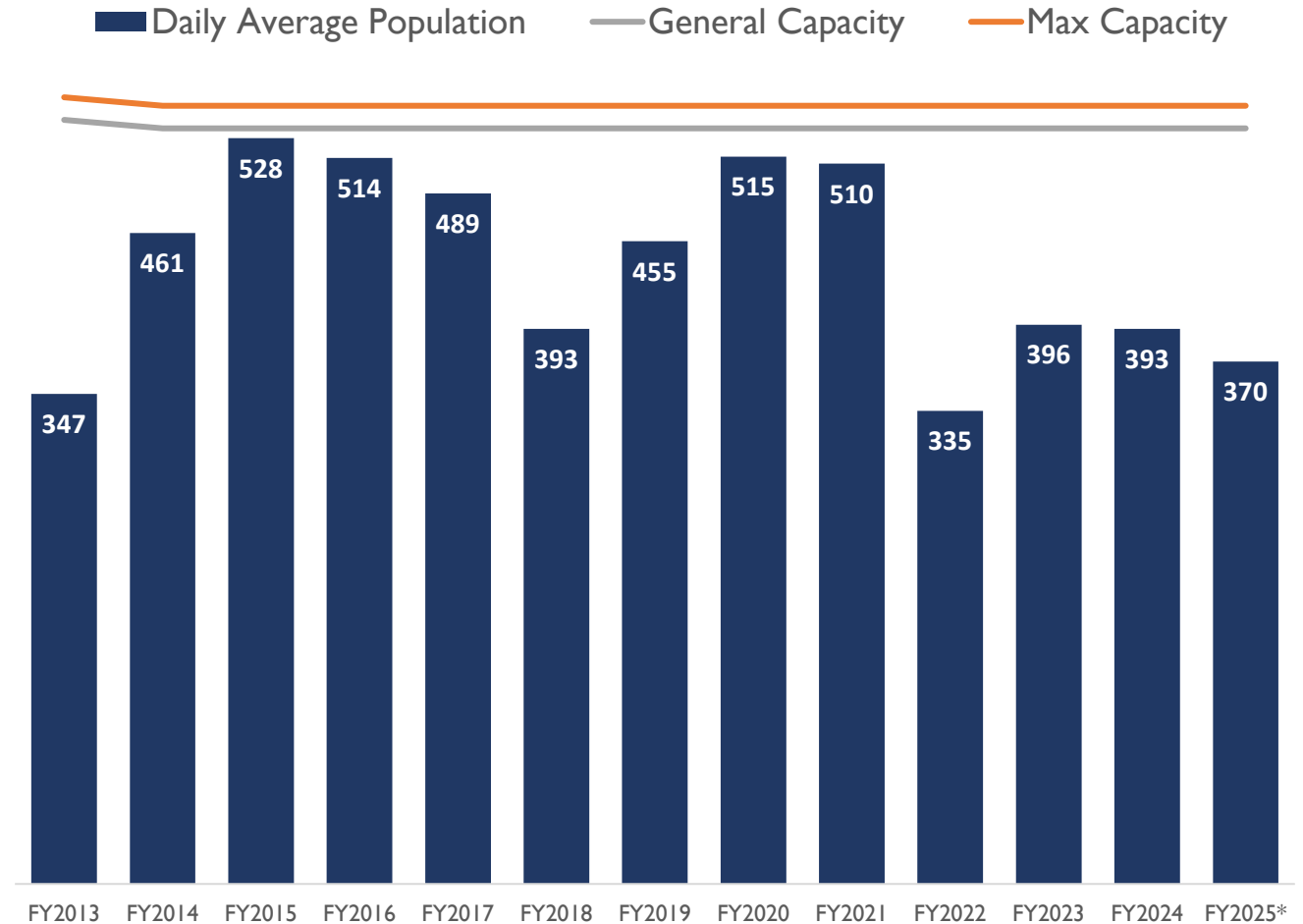
*FY2025 daily population based on the first 7 months of the fiscal year



SPRING CREEK CORRECTIONAL CENTER

\$ in Thousands

- Classification: Close / Maximum
- Capacity: General 535 / Max 551
- Count as of 01/31/2025: 351
 - 331 sentenced / 20 unsentenced
- Total Budgeted Staff: 168
 - Correctional Officers: 125
- FY2026 Gov Request \$29,330.6



*FY2025 daily population based on the first 7 months of the fiscal year

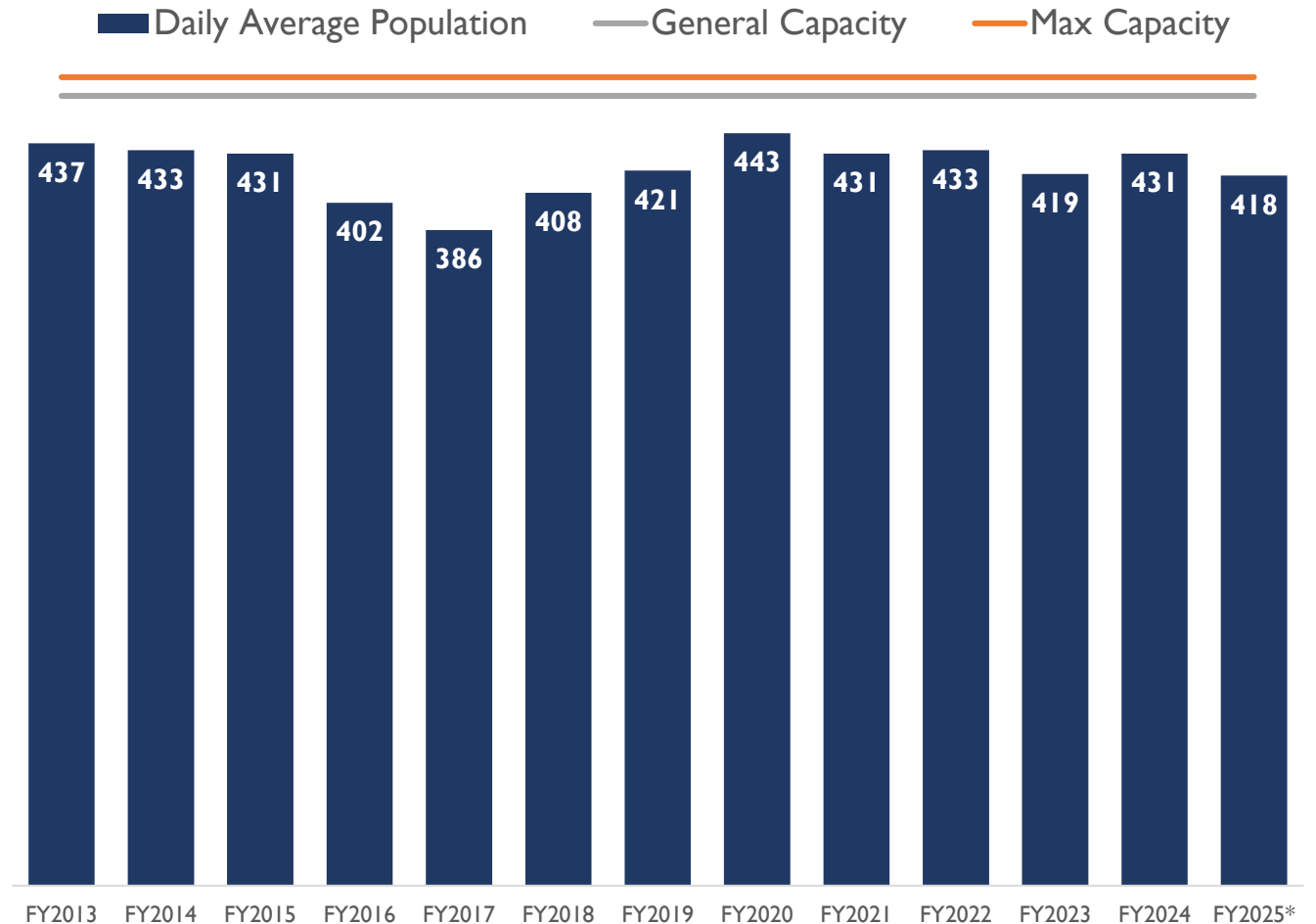


WILDWOOD CORRECTIONAL COMPLEX

\$ in Thousands

- Classification: Multi-custody
- Capacity: General 465 / Max 476
- Count as of 01/31/2025: 430
 - 321 sentenced / 109 unsentenced
- Total Budgeted Staff: 119
 - Correctional Officers: 80
- FY2026 Gov Request \$19,193.5

**FY2025 daily population based on the first 7 months of the fiscal year*

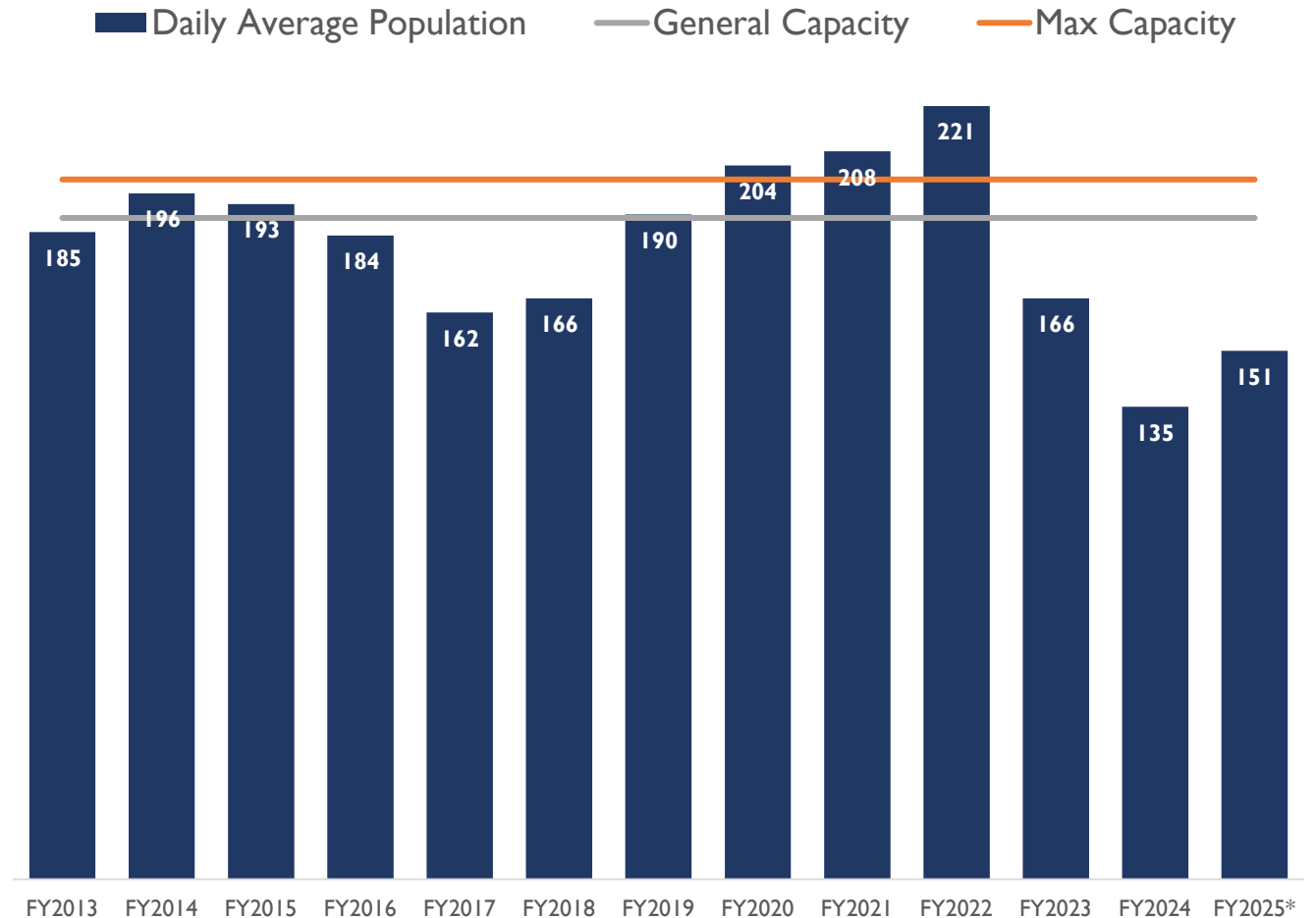




YUKON-KUSKOKWIM CORRECTIONAL CENTER

\$ in Thousands

- Classification: Multi-custody
- Capacity: General 189 / Max 200
- Count as of 01/31/2025: 140
 - 46 sentenced / 94 unsentenced
- Total Budgeted Staff: 52
 - Correctional Officers: 36
- FY2026 Gov Request \$12,190.7



*FY2025 daily population based on the first 7 months of the fiscal year

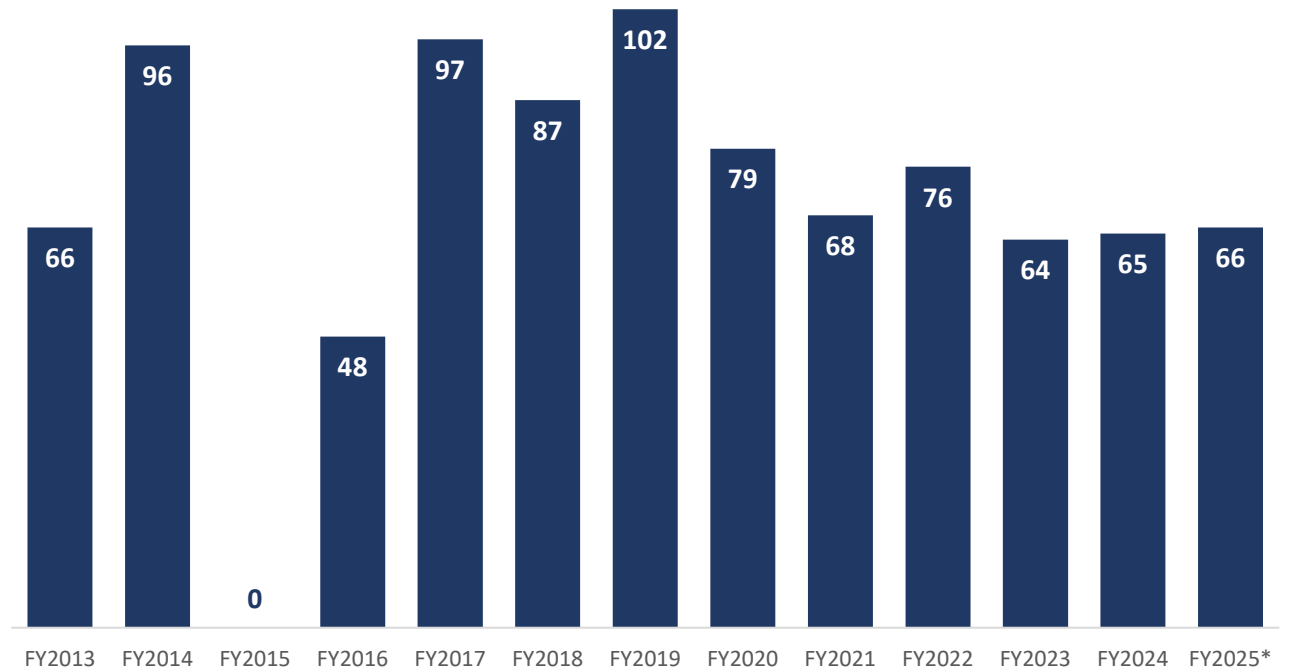


POINT MACKENZIE CORRECTIONAL FARM

\$ in Thousands

- Classification: Minimum
- Capacity: General 128 / Max 128
- Count as of 01/31/2025: 65
 - 65 sentenced / 0 unsentenced
- Total Budgeted Staff: 30
 - Correctional Officers: 16
- FY2026 Gov Request \$5,830.2

■ Daily Average Population — General Capacity — Max Capacity



*FY2025 daily population based on the first 7 months of the fiscal year



CONTACT INFORMATION



Zane Nighswonger, Director
Division of Institutions
Zane.Nighswonger@alaska.gov

Kevin Worley, Director
Division of Administrative Services
Kevin.Worley@alaska.gov

Additional information on Division of Institutions is available here:
<https://doc.alaska.gov/institutions>