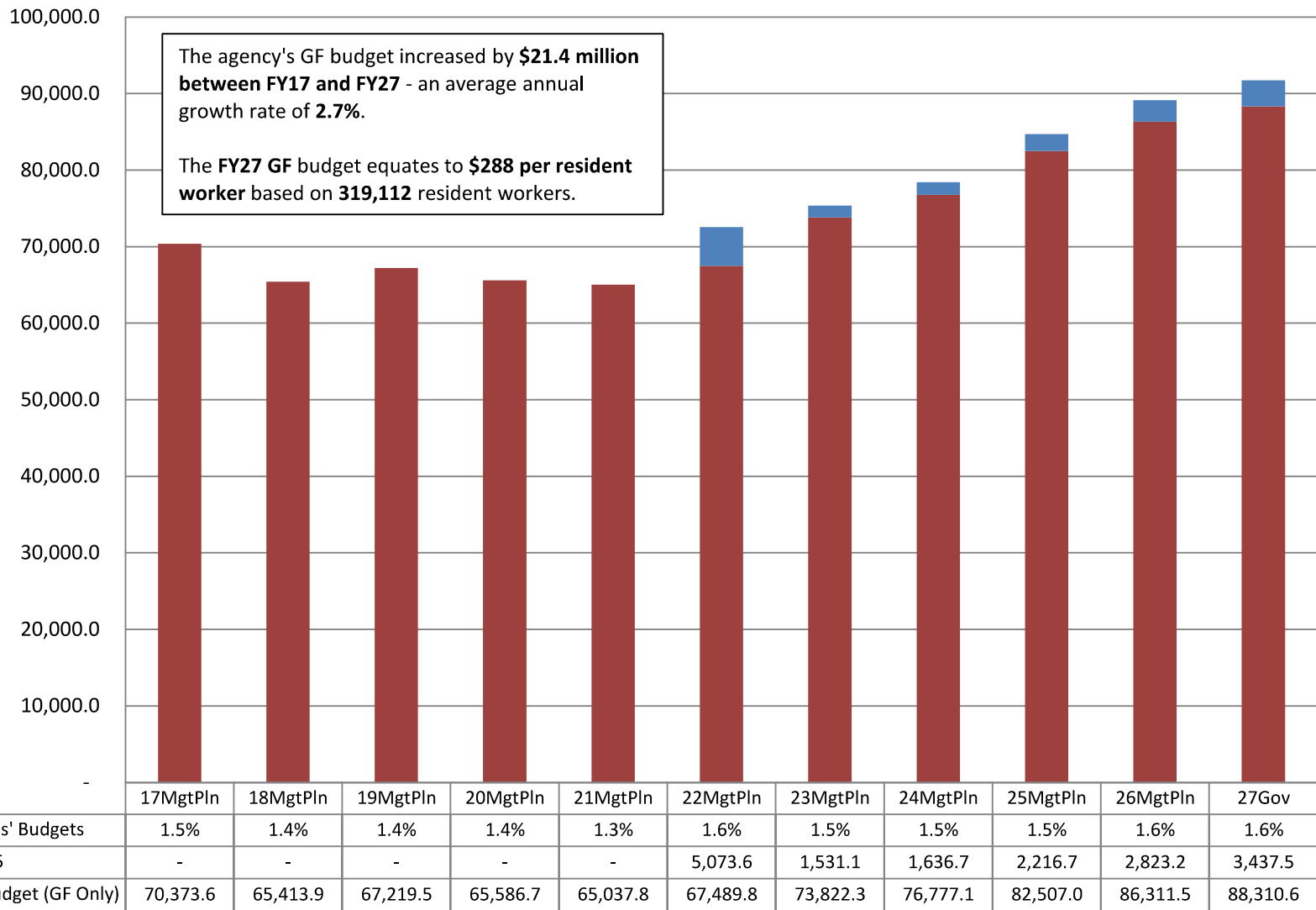


Department of Fish & Game Total General Fund Budget (\$ Thousands)



Appropriations within the Department of Fish & Game

(GF Only)
(\$ Thousands)

The **Wildlife Conservation** Division's budget is **5% GF**. It is primarily funded with Federal receipts and Fish and Game funds (Other).

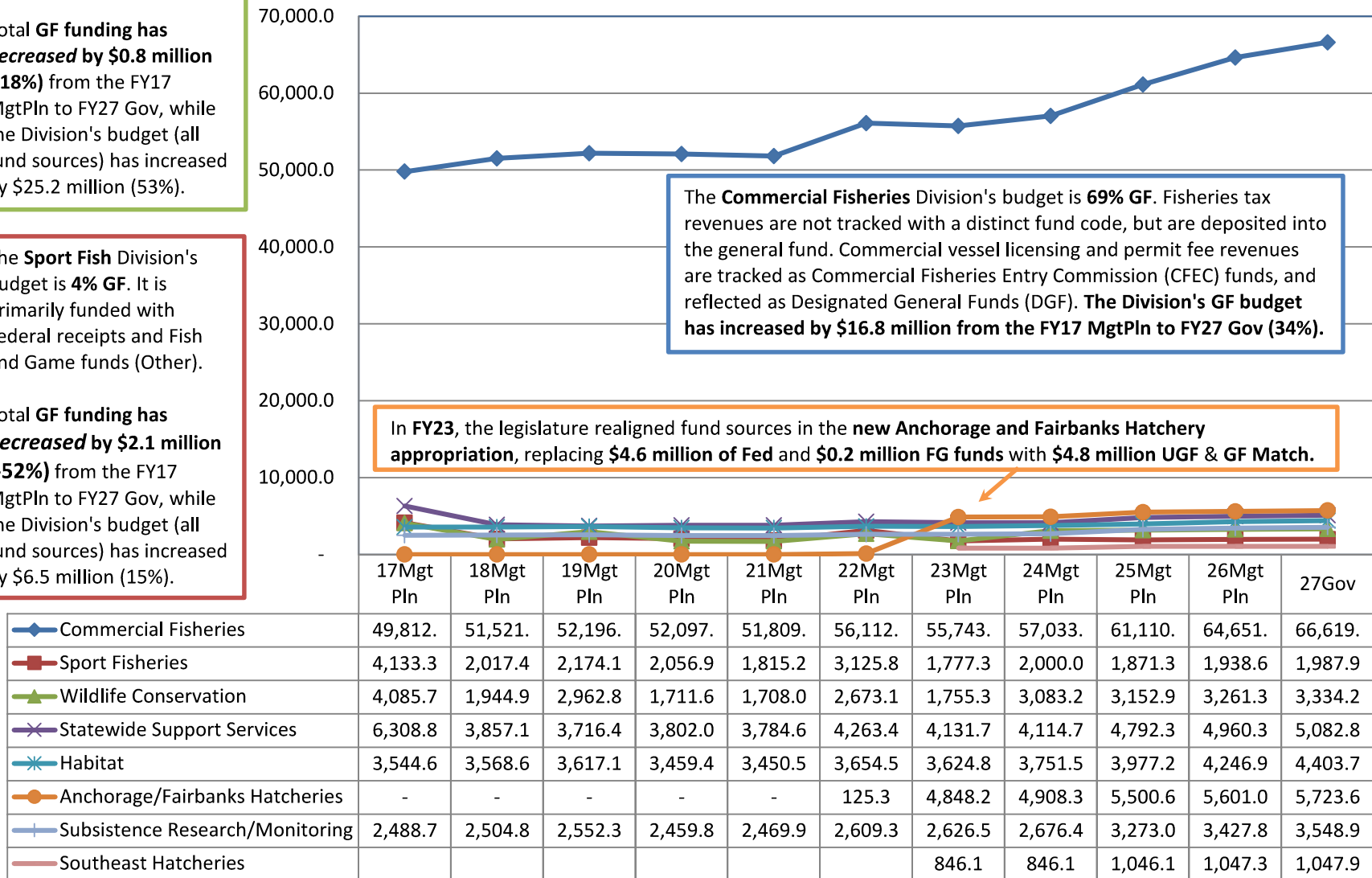
Total GF funding has **decreased by \$0.8 million (-18%)** from the FY17 MgtPln to FY27 Gov, while the Division's budget (all fund sources) has increased by \$25.2 million (53%).

The **Sport Fish** Division's budget is **4% GF**. It is primarily funded with Federal receipts and Fish and Game funds (Other).

Total GF funding has **decreased by \$2.1 million (-52%)** from the FY17 MgtPln to FY27 Gov, while the Division's budget (all fund sources) has increased by \$6.5 million (15%).

The **Commercial Fisheries** Division's budget is **69% GF**. Fisheries tax revenues are not tracked with a distinct fund code, but are deposited into the general fund. Commercial vessel licensing and permit fee revenues are tracked as Commercial Fisheries Entry Commission (CFEC) funds, and reflected as Designated General Funds (DGF). **The Division's GF budget has increased by \$16.8 million from the FY17 MgtPln to FY27 Gov (34%).**

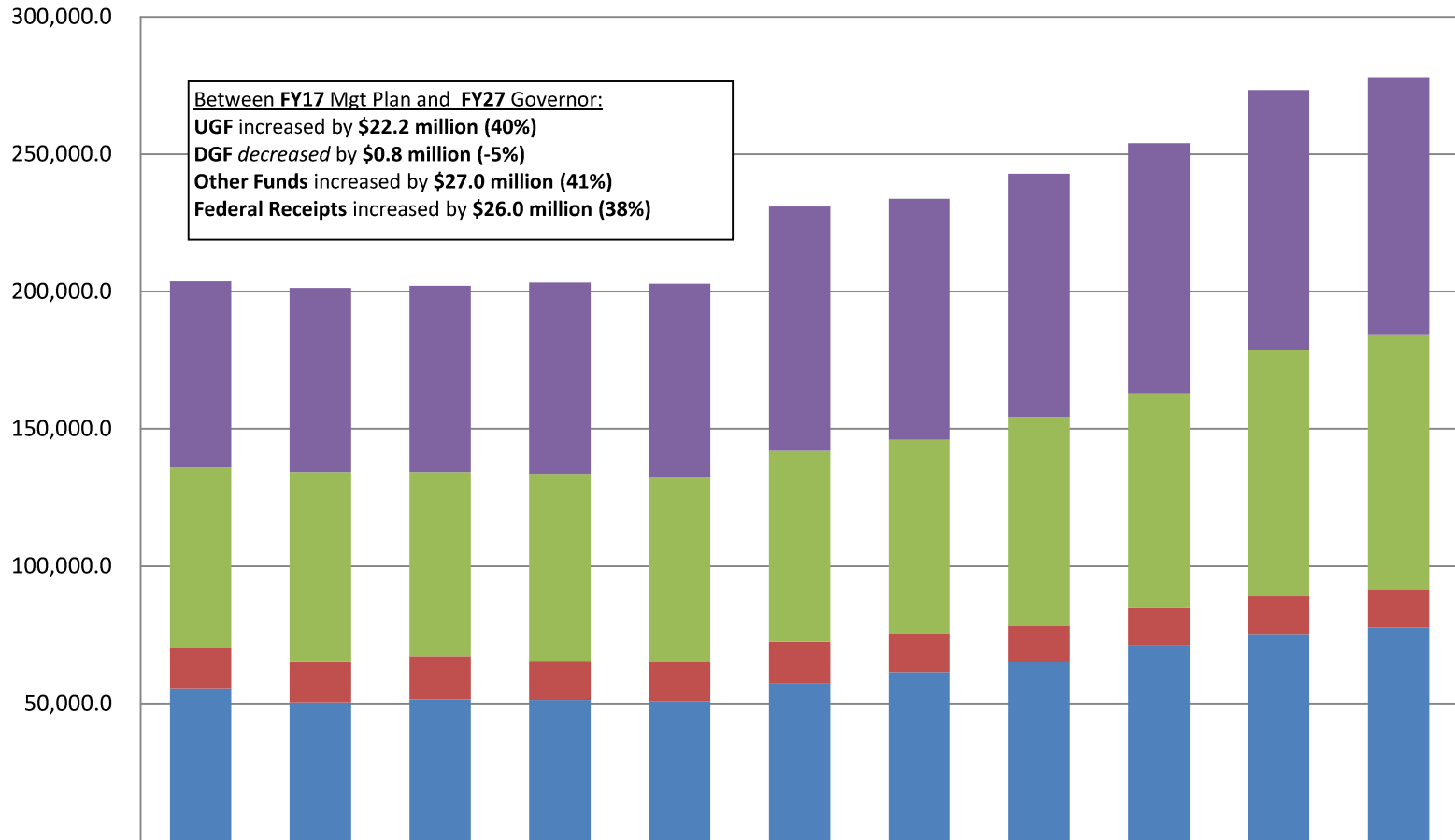
In FY23, the legislature realigned fund sources in the **new Anchorage and Fairbanks Hatchery appropriation**, replacing **\$4.6 million of Fed** and **\$0.2 million FG** funds with **\$4.8 million UGF & GF Match**.



Department of Fish & Game

Total Funding Comparison by Fund Group

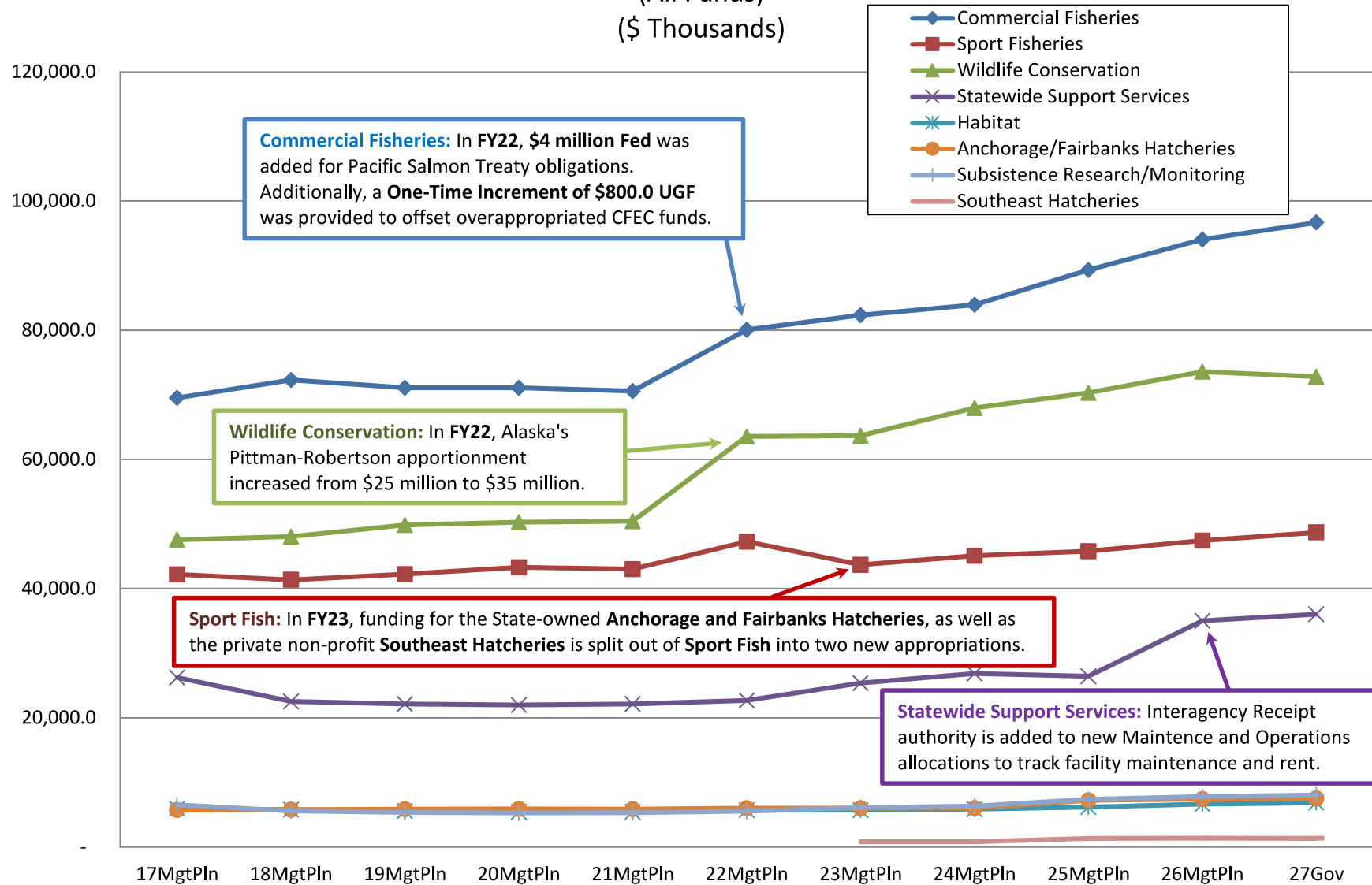
(\$ Thousands)



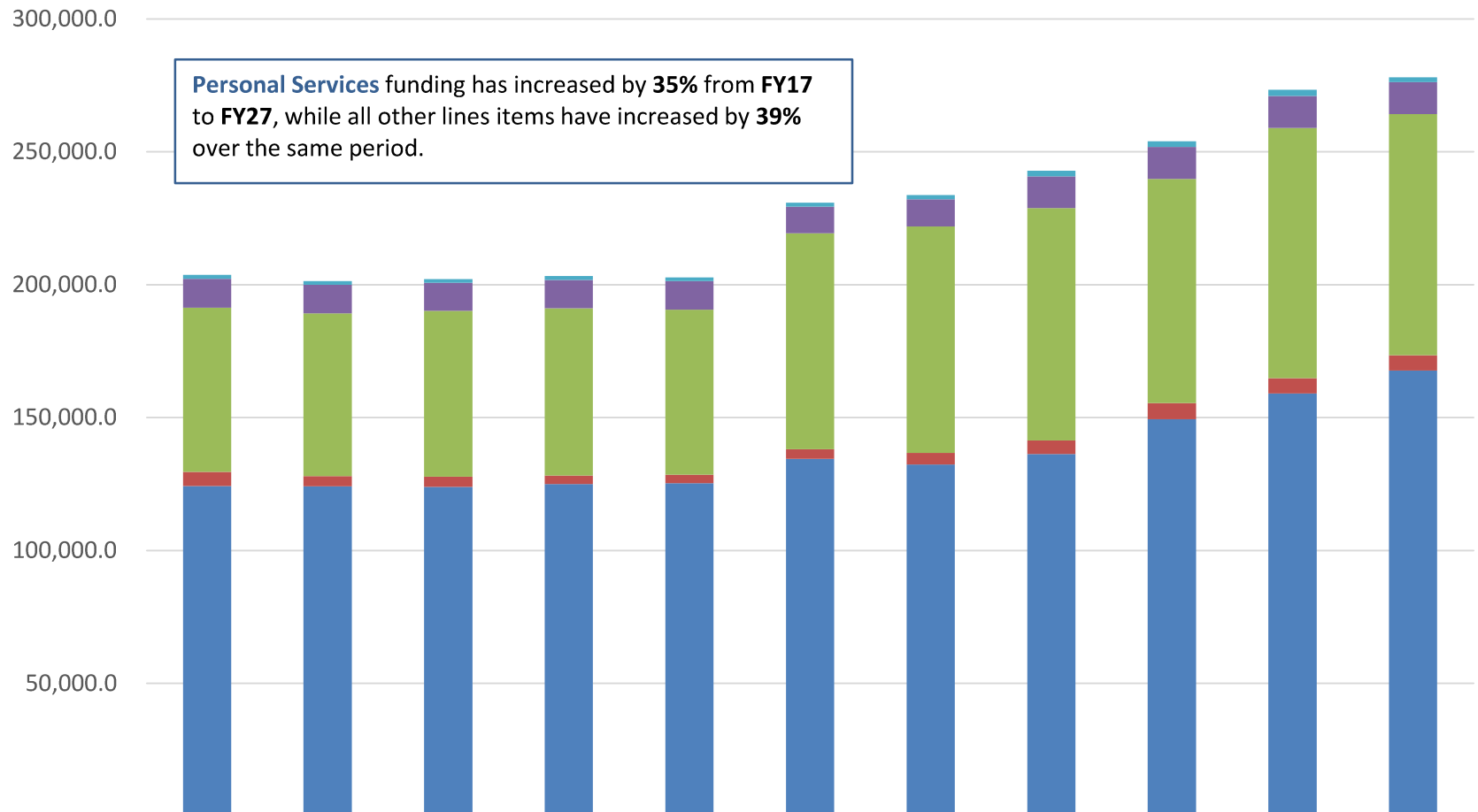
	17MgtPln	18MgtPln	19MgtPln	20MgtPln	21MgtPln	22MgtPln	23MgtPln	24MgtPln	25MgtPln	26MgtPln	27Gov
Federal Receipts (Fed)	67,681.6	67,019.5	67,812.5	69,643.9	70,136.5	88,850.2	87,699.7	88,577.4	91,290.4	94,760.0	93,663.8
Other State Funds (Other)	65,665.0	68,903.1	67,053.3	68,032.7	67,606.4	69,451.7	70,661.8	75,911.2	77,962.3	89,447.4	92,639.4
Designated General (DGF)	14,843.4	14,897.5	15,636.2	14,235.4	14,257.3	15,088.9	13,927.9	13,121.3	13,618.6	14,026.0	14,036.0
Unrestricted General (UGF)	55,530.2	50,516.4	51,583.3	51,351.3	50,780.5	57,474.5	61,425.5	65,292.5	71,105.1	75,108.7	77,712.1

Appropriations within the Department of Fish & Game

(All Funds)
(\$ Thousands)

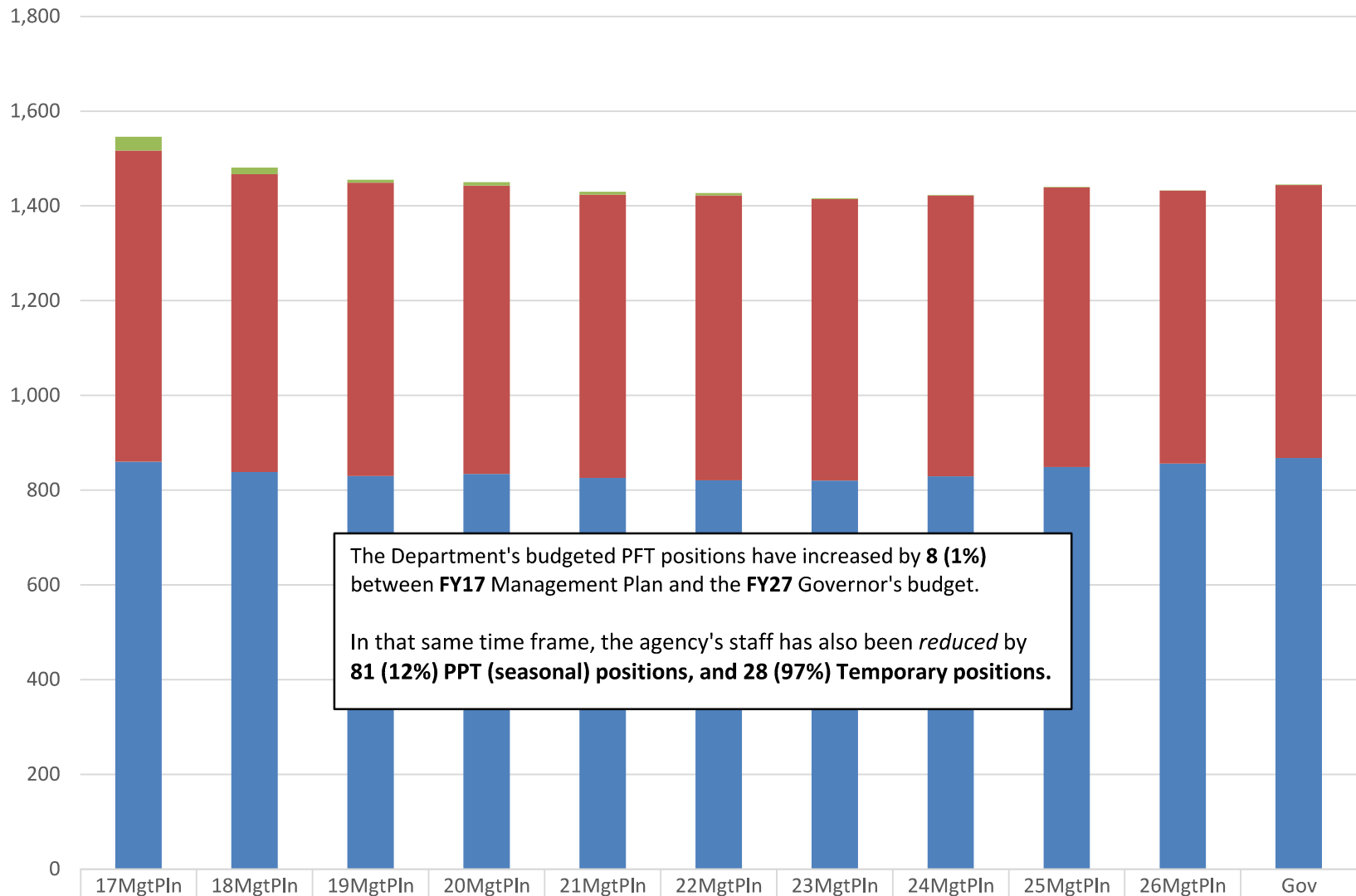


Department of Fish & Game Budget by Line Item



	17MgtPln	18MgtPln	19MgtPln	20MgtPln	21MgtPln	22MgtPln	23MgtPln	24MgtPln	25MgtPln	26MgtPln	27Gov
7 Grants, Benefits	-	-	-	-	-	-	-	-	-	-	-
5 Capital Outlay	1,452.0	1,367.0	1,367.0	1,417.0	1,447.0	1,520.5	1,572.1	2,153.8	2,178.8	2,328.8	1,802.2
4 Commodities	10,879.9	10,743.6	10,582.5	10,752.5	10,689.0	9,979.8	10,234.6	11,947.1	11,962.2	12,046.4	12,091.4
3 Services	61,812.2	61,199.5	62,346.3	62,872.4	62,113.2	81,290.6	85,202.0	87,417.2	84,411.3	94,109.9	90,648.0
2 Travel	5,272.7	3,868.5	3,797.2	3,195.8	3,160.5	3,602.2	4,377.0	5,115.4	5,999.1	5,797.5	5,827.5
1 Personal Services	124,303.4	124,157.9	123,992.3	125,025.6	125,371.0	134,472.2	132,329.2	136,268.9	149,425.0	159,059.5	167,682.2

Budgeted Positions in the Department of Fish & Game



The Department's budgeted PFT positions have increased by **8 (1%)** between **FY17** Management Plan and the **FY27** Governor's budget.

In that same time frame, the agency's staff has also been *reduced* by **81 (12%) PPT (seasonal) positions, and 28 (97%) Temporary positions.**