

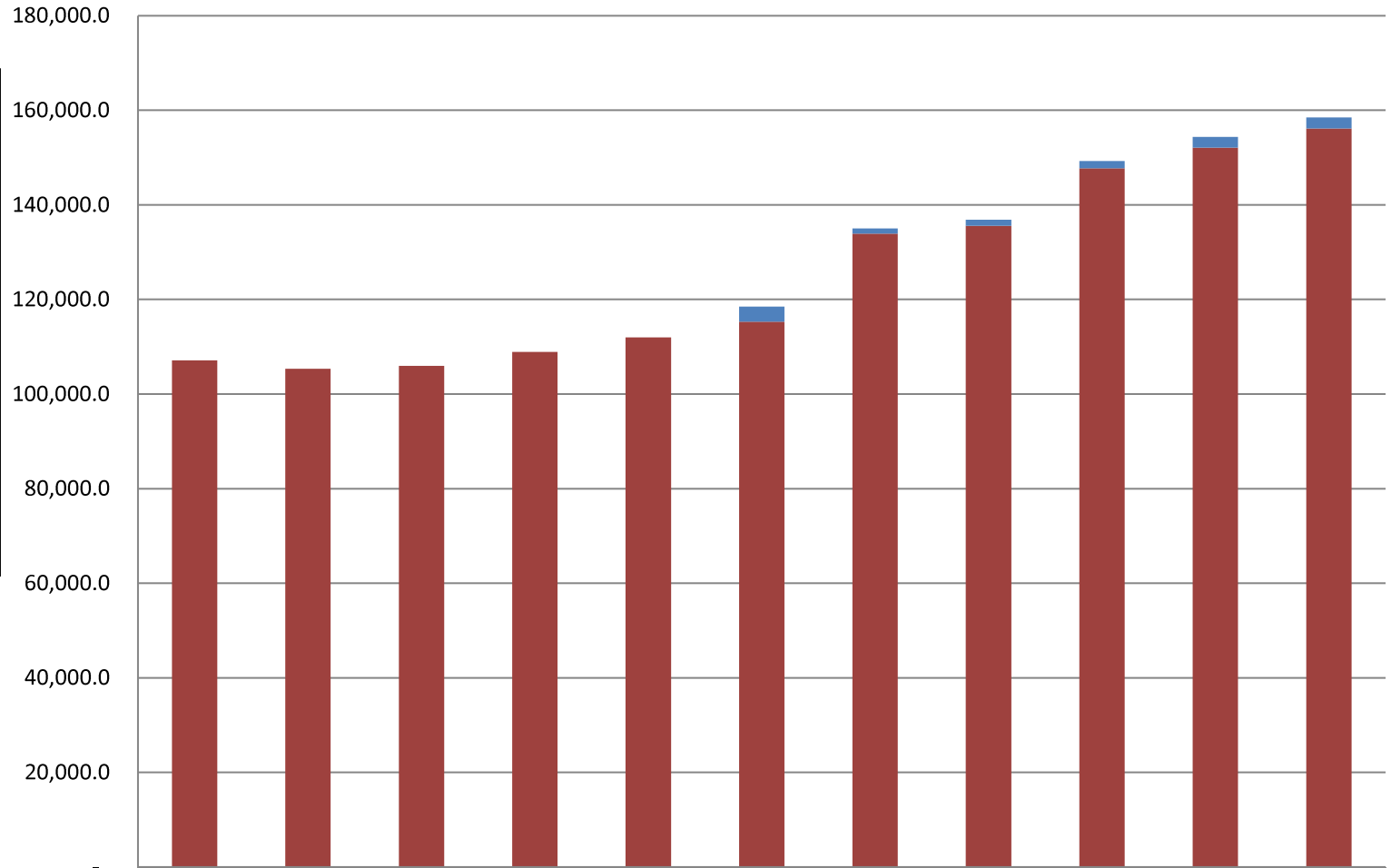
# Judiciary

## Total General Fund Budget

(\$ Thousands)

Judiciary's GF budget increased by **\$51.4 million** between **FY17** and **FY27** - an average annual growth rate of **4.0%**.

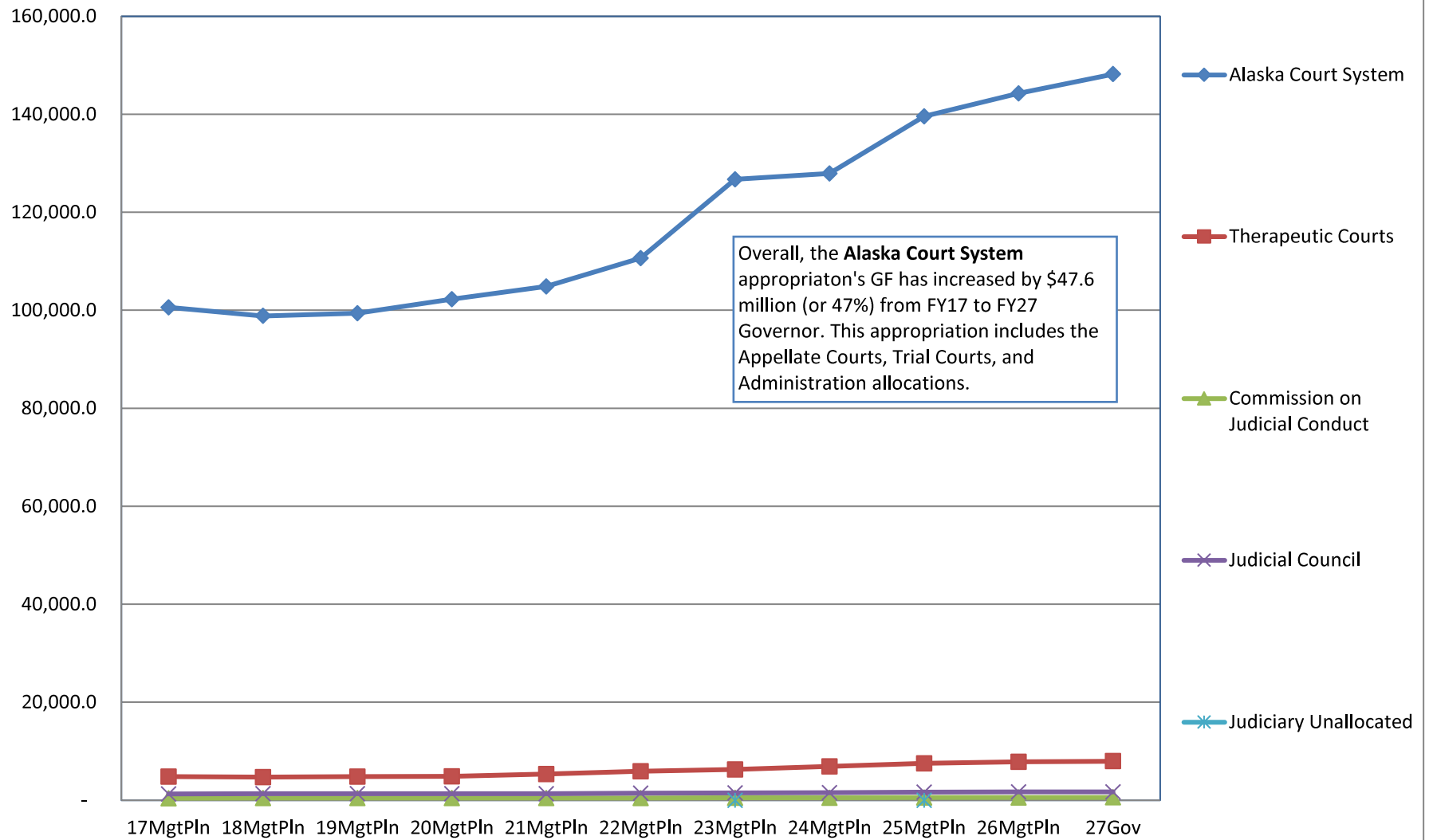
The **FY27 GF** budget equates to **\$497 per resident worker** based on **319,112** resident workers.



|                               | 17MgtPln  | 18MgtPln  | 19MgtPln  | 20MgtPln  | 21MgtPln  | 22MgtPln  | 23MgtPln  | 24MgtPln  | 25MgtPln  | 26MgtPln  | 27Gov     |
|-------------------------------|-----------|-----------|-----------|-----------|-----------|-----------|-----------|-----------|-----------|-----------|-----------|
| % of All Agencies' Budgets    | 2.3%      | 2.3%      | 2.2%      | 2.4%      | 2.3%      | 2.5%      | 2.7%      | 2.6%      | 2.7%      | 2.7%      | 2.8%      |
| Average of SB55               | -         | -         | -         | -         | -         | 3,155.0   | 1,120.0   | 1,292.9   | 1,543.7   | 2,246.7   | 2,359.2   |
| Total Agency Budget (GF Only) | 107,131.6 | 105,356.6 | 105,962.9 | 108,930.2 | 112,004.4 | 115,324.6 | 133,920.4 | 135,558.8 | 147,746.8 | 152,110.9 | 156,147.1 |

## Appropriations within the Judiciary

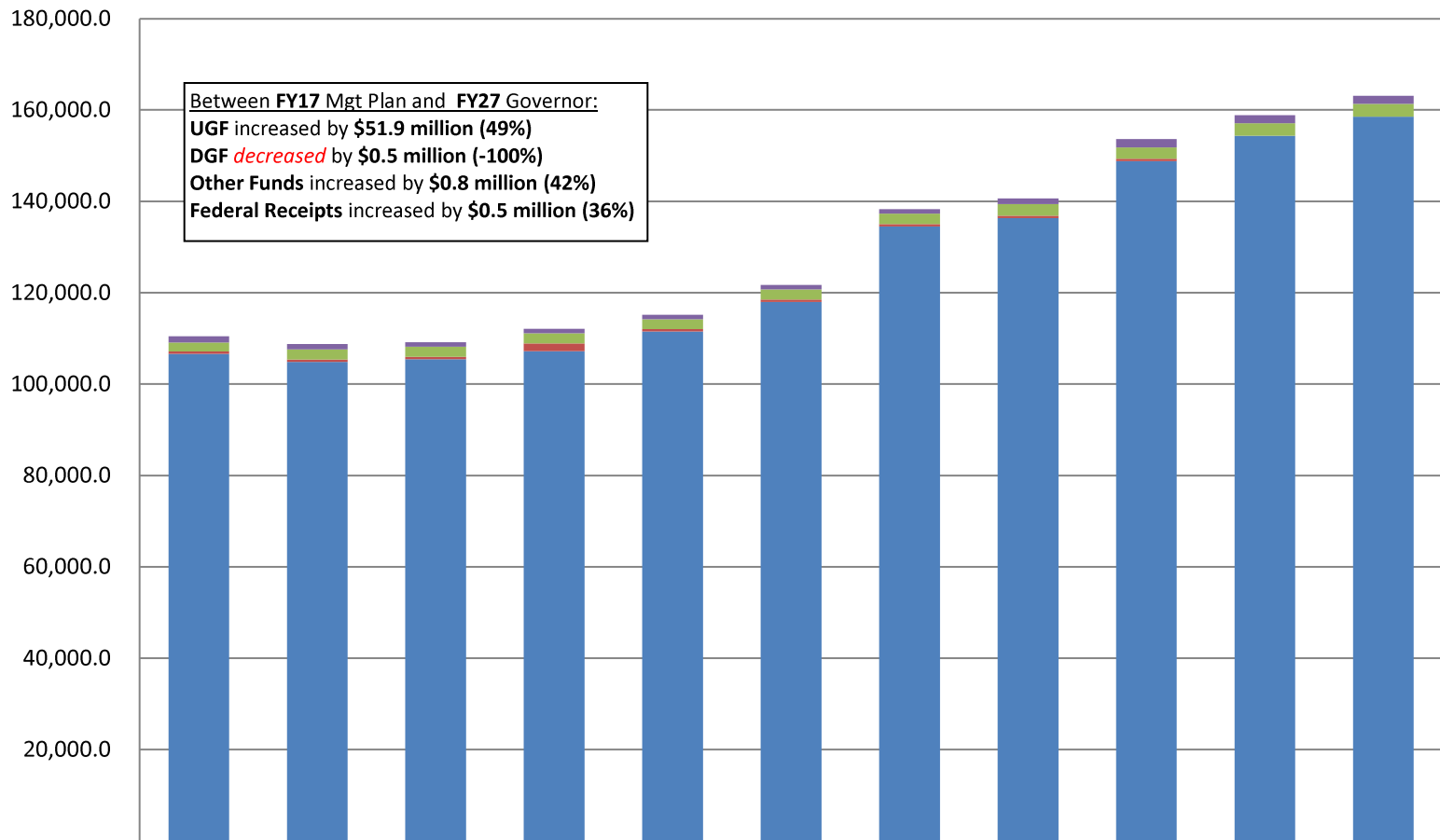
(GF Only)  
(\$ Thousands)



# Judiciary

## Total Funding Comparison by Fund Group

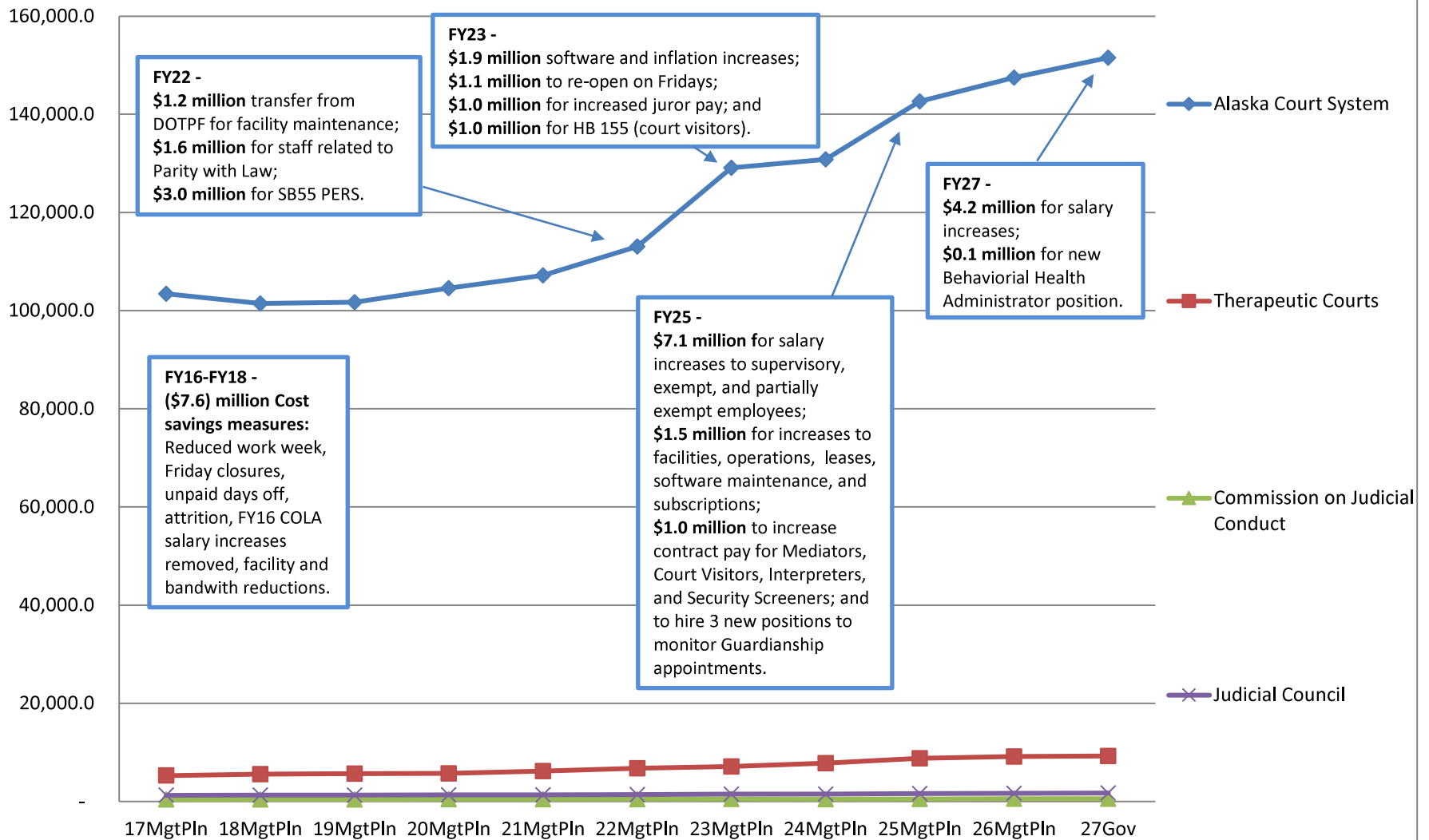
(\$ Thousands)



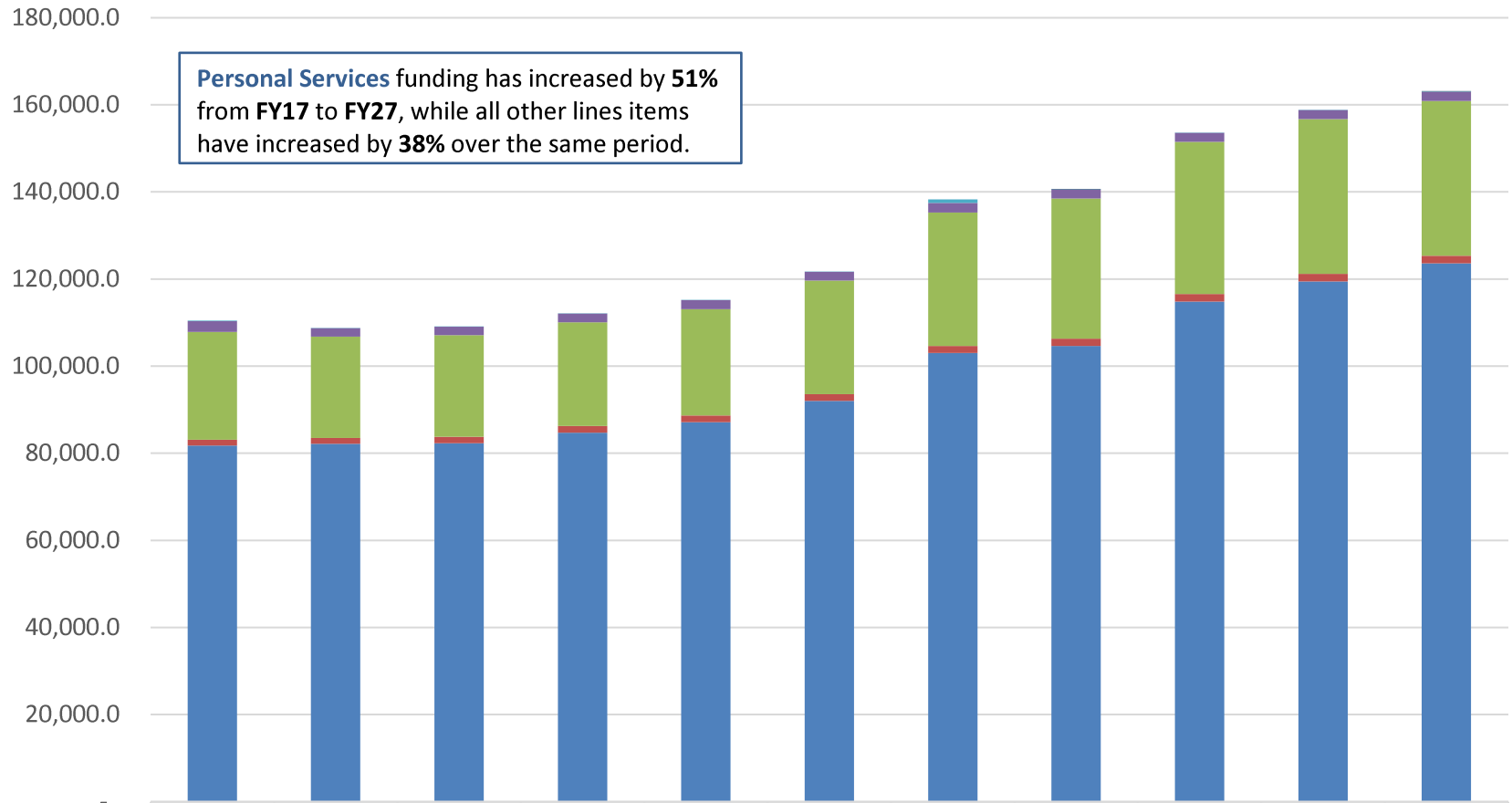
|                              | 17MgtPln  | 18MgtPln  | 19MgtPln  | 20MgtPln  | 21MgtPln  | 22MgtPln  | 23MgtPln  | 24MgtPln  | 25MgtPln  | 26MgtPln  | 27Gov     |
|------------------------------|-----------|-----------|-----------|-----------|-----------|-----------|-----------|-----------|-----------|-----------|-----------|
| ■ Federal Receipts (Fed)     | 1,325.6   | 1,225.6   | 975.6     | 975.6     | 975.6     | 975.6     | 975.6     | 1,280.3   | 1,805.3   | 1,805.3   | 1,805.3   |
| ■ Other State Funds (Other)  | 1,982.0   | 2,206.1   | 2,206.1   | 2,206.1   | 2,206.1   | 2,246.1   | 2,246.1   | 2,531.1   | 2,530.0   | 2,710.0   | 2,812.0   |
| ■ Designated General (DGF)   | 518.0     | 518.0     | 518.0     | 1,716.5   | 518.0     | 518.0     | 518.0     | 518.0     | 518.0     | -         | -         |
| ■ Unrestricted General (UGF) | 106,613.6 | 104,838.6 | 105,444.9 | 107,213.7 | 111,486.4 | 117,961.6 | 134,522.4 | 136,333.7 | 148,772.5 | 154,357.6 | 158,506.3 |

# Appropriations within the Judiciary

(All Funds)  
(\$ Thousands)

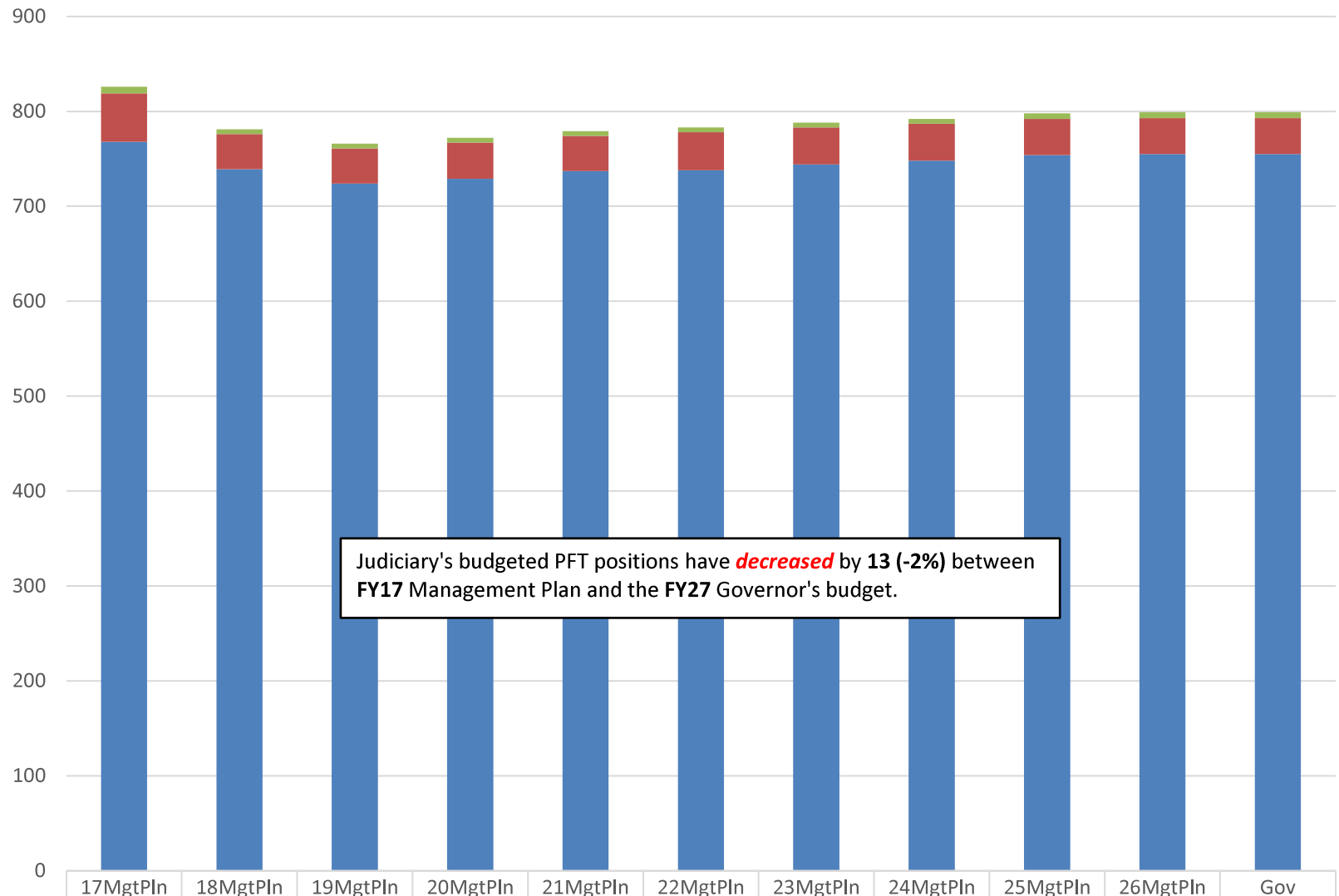


## Judiciary Budget by Line Item



|                     | 17MgtPln | 18MgtPln | 19MgtPln | 20MgtPln | 21MgtPln | 22MgtPln | 23MgtPln  | 24MgtPln  | 25MgtPln  | 26MgtPln  | 27Gov     |
|---------------------|----------|----------|----------|----------|----------|----------|-----------|-----------|-----------|-----------|-----------|
| 8 Miscellaneous     | -        | -        | -        | -        | -        | -        | -         | 80.0      | -         | -         | 102.0     |
| 7 Grants, Benefits  | -        | -        | -        | -        | -        | -        | -         | -         | -         | -         | -         |
| 5 Capital Outlay    | 137.4    | 62.6     | 62.6     | 53.4     | 62.6     | 62.6     | 786.0     | 62.6      | 62.6      | 62.6      | 62.6      |
| 4 Commodities       | 2,441.6  | 1,981.6  | 1,985.6  | 1,988.4  | 2,030.6  | 2,014.6  | 2,196.9   | 2,054.6   | 2,090.6   | 2,090.6   | 2,090.6   |
| 3 Services          | 24,752.2 | 23,230.1 | 23,341.1 | 23,803.8 | 24,415.6 | 26,058.9 | 30,681.4  | 32,192.2  | 34,923.6  | 35,549.5  | 35,549.5  |
| 2 Travel            | 1,323.6  | 1,323.6  | 1,473.6  | 1,541.6  | 1,544.8  | 1,574.4  | 1,609.4   | 1,640.7   | 1,736.1   | 1,736.1   | 1,736.1   |
| 1 Personal Services | 81,784.4 | 82,190.4 | 82,281.7 | 84,724.7 | 87,132.5 | 91,990.8 | 102,988.4 | 104,633.0 | 114,812.9 | 119,434.1 | 123,582.8 |

## Budgeted Positions in the Judiciary



Judiciary's budgeted PFT positions have **decreased** by 13 (-2%) between FY17 Management Plan and the FY27 Governor's budget.

**2026 Legislature - Operating Budget  
Transaction Compare - FY27 Governor Structure  
Between AdjBase and Gov**

|   |
|---|
| <b>Numbers and Language<br/>Differences</b><br><b>Agencies: Judiciary</b> |
|---|

**Agency: Judiciary**

|   | Column | Trans<br>Type | Total<br>Expenditure | Personal<br>Services | Travel | Services | Commodities | Capital<br>Outlay | Grants | Misc  | PFT | PPT | TMP |
|---|--------|---------------|----------------------|----------------------|--------|----------|-------------|-------------------|--------|-------|-----|-----|-----|
| <b>Alaska Court System</b>  |        |               |                      |                      |        |          |             |                   |        |       |     |     |     |
| <b>Trial Courts</b>   |        |               |                      |                      |        |          |             |                   |        |       |     |     |     |
| MH Trust: Behavioral Health Administrator   | Gov    | IncT          | 102.0                | 0.0                  | 0.0    | 0.0      | 0.0         | 0.0               | 0.0    | 102.0 | 0   | 0   | 0   |
| Position (FY27-FY32)  |        |               |                      |                      |        |          |             |                   |        |       |     |     |     |
| The Statewide Behavioral Health Administrator will oversee and advise behavioral health-related programs and initiatives at the intersection of the judicial system and behavioral health systems. This position is responsible for analyzing, developing, and implementing actions to better respond to the needs of individuals with behavioral health issues who are involved in the justice system. To support these efforts, the behavioral health administrator will develop relationships and partnerships within the courts, with justice partners, and with community stakeholders. The behavioral health administrator will expand and improve the judicial system's response to behavioral health challenges in various areas, including criminal law, civil commitments, child in need of aid cases, domestic relations matters, and delinquency. |        |               |                      |                      |        |          |             |                   |        |       |     |     |     |
| 1092 MHTAAR (Other)   |        |               | 102.0                |                      |        |          |             |                   |        |       |     |     |     |
| <b>* Allocation Difference *</b>  |        |               | 102.0                | 0.0                  | 0.0    | 0.0      | 0.0         | 0.0               | 0.0    | 102.0 | 0   | 0   | 0   |
| <b>** Appropriation Difference **</b>   |        |               | 102.0                | 0.0                  | 0.0    | 0.0      | 0.0         | 0.0               | 0.0    | 102.0 | 0   | 0   | 0   |
| <b>*** Agency Difference ***</b>  |        |               | 102.0                | 0.0                  | 0.0    | 0.0      | 0.0         | 0.0               | 0.0    | 102.0 | 0   | 0   | 0   |
| <b>**** All Agencies Difference ****</b>  |        |               | 102.0                | 0.0                  | 0.0    | 0.0      | 0.0         | 0.0               | 0.0    | 102.0 | 0   | 0   | 0   |

## Column Definitions

**AdjBase (FY27 Adjusted Base)** - FY26 Management Plan less One-Time Items (OTIs), plus FY27 Position Adjustments (PosAdjs), Transfers In/Out of allocations (TrIns and TrOuts), Line Item Transfers (LITs), Temporary Increments (IncTs) initiated in prior years, adjustments to formula programs in language, and additions for statewide items such as Salary Adjustments (SalAdjs). The Adjusted Base is the base to which the Governor's and the legislature's Increments (Incs), Decrements (Decs), and Fund Changes (FndChg) are added.

**Gov (FY27 Gov (12/11))** - Includes FY27 Adjusted Base plus the Governor's operating budget requests submitted on December 11, 2025.



## A Brief Note:

Because the Court System is an independent branch of government, it does not have a budget book available on the Office of Management and Budget website.

Those interested in narrative and statistical reports related to Fiscal Year 2025 may go to [courts.alaska.gov/admin](https://courts.alaska.gov/admin) and scroll down to the section titled “Annual Statistical Reports” To see the FY2025 Narratives and Statistics. Reports for previous fiscal years are also published in this section.

## JUDICIARY

### **29. Department of Education and Early Development / Judiciary**

Capital Bill (HCS CSSB 57(FIN) am H(efd fld H), Sec. 12)

*(a) The proceeds from the sale of the Stratton Library building in Sitka are appropriated from the general fund to the Department of Education and Early Development, Alaska state libraries, archives and museums, for renovation and repair of, and other necessary projects related to, the Sheldon Jackson Museum in Sitka and other buildings and facilities. It is the intent of the legislature that the department and the Alaska Court System negotiate in good faith to facilitate the sale and, if the parties agree on the terms of the sale, that the Alaska Court System submit a request for a supplemental appropriation in the amount of the purchase price.*

The Alaska Court System has reached an agreement with the Department of Education and Early Development for the purchase of the Stratton Library for \$2,000,000, contingent on the appropriation of funds sufficient for the purchase.

|  |
|--|
| <p><b>Legislative Fiscal Analyst Comment:</b> The Judiciary Branch reports that they submitted a supplemental capital request of \$2 million for the purchase of the building, but it was not included in the FY27 Governor's request.</p> |
|--|

**Judiciary**  
**FY26 Midyear Status Report**

| Item No. | Appropriation / Allocation   | Description  | Amount / Fund Source                            | LFD Questions   |
|----------|--|--|---|---|
| 1        | Alaska Court System / Trial Courts   | Increased Maintenance and Operating Expenses for Trial Court Facilities            | Total: \$250.0<br>\$250.0 Gen Fund (UGF)<br>Inc | What, if any, services were discontinued as a result of not receiving the additional \$113.5 of this request? Was the Utqiagvik lease maintained?   |
|          | <b>Agency Response</b><br><p>The \$113.5 unfunded amount was for contractual services for a statewide DOT facilities maintenance agreement. Absent a specific funding source, rather than discontinue critical maintenance services, funding for these costs will likely be achieved by holding positions vacant in excess of the current 30-day vacancy savings requirement. The final negotiated amount for the Utqiagvik lease was also \$50,000 less than projected at the time the FY26 funding for this facility was requested. Additionally, a delay in reopening the Hooper Bay court resulted in \$34,000 in savings that may offset the unfunded amount. Finally, on June 16, 2025 the court system learned that the contractual services chargeback rates for services provided by the executive branch in FY26 will be \$57,300 less in FY26 than actual costs incurred in FY25. The additional one-time savings will provide the majority of the offset for the requested operating and maintenance funding that the Court System did not receive in FY26. The Utqiagvik lease was maintained. For FY27 the court system is again requesting an operating and maintenance increment, including base budget funding for recurring operating and maintenance costs not funded in FY26, but the increment was not included in the governor's proposed FY27 budget.</p> |  |   |   |
| 2        | Alaska Court System / Trial Courts   | Denied Request for Funding to Address Increased Court Visitor Caseload and Backlog | N/A   | A request for \$365.3 UGF was denied. Please describe the effects of not receiving this funding. Has the Court Visitor Caseload backlog increased or decreased since this funding was denied? |
|          | <b>Agency Response</b><br><p>The demand for Court Visitor services continues to be great. Because of the periodic nature of court visitor reviews —after the initial visitor report, statutes require visitor reviews once every three years— the Court System has targeted the backlog incrementally to avoid workload variances in visitor appointments for three-year reviews. The significant underfunding is challenging and the court system is endeavoring to schedule and manage the assignment of these services within the existing budgeted amount. Management in this manner may result in delays in addressing the needs of this vulnerable population. Addressing this caseload is a court system priority and if other funding becomes available within the court's budget, these savings will be reallocated to support this important initiative.</p>   |  |   |   |

**Judiciary**  
**FY26 Midyear Status Report**

| Item No. | Appropriation / Allocation         | Description  | Amount / Fund Source  | LFD Questions  |
|----------|------------------------------------|--|---|--|
| 3        | Alaska Court System / Trial Courts | Add One Attorney Position to Support Access to Justice Initiatives Using Federal Funding from Child Support Services | Total: \$200.0<br>\$200.0 I/A Rcpts (Other)<br>1 PFT Position<br><b>Inc</b> | Has this position been recruited for and filled? Please provide details of progress and the hiring date if applicable.   |
|          |                                    |  |   | <p><b>Agency Response</b></p> <p>This position was authorized on 9/18/2025 which coincided with the receipt of the Reimbursable Services Agreement from the Child Support Enforcement Division. This position is filled and works with the Access to Justice Division and provides services in support of the Early Resolution Program in an effort to expeditiously resolve family law matters for self-represented parties without going to trial.</p>   |
| 4        | Alaska Court System / Trial Courts | Funding for Inflationary Increases to Lease, Utility, and Services Payments  | Total: (\$170.8)<br>(\$170.8) Gen Fund (UGF)<br><b>Veto</b>                 | Were any leases canceled as a result of this veto? If not, what other impacts resulted from not receiving this funding?  |
|          |                                    |  |   | <p><b>Agency Response</b></p> <p>No leases were cancelled as a result of this veto and the Utqiagvik lease was maintained. Absent a specific funding source, rather than closing courts, funding for these lease, utility, and services costs will likely be achieved by holding positions vacant in excess of the current 30-day vacancy savings requirement. Fortunately, the final negotiated amount for the Utqiagvik lease was \$50,000 less than projected at the time the FY26 funding for this facility was requested. Additionally, a delay in reopening the Hooper Bay court resulted in \$34,000 in savings that offset these vetoed funds. Finally, on June 16, 2025 the court system learned that the contractual services chargeback rates for services provided by the executive branch in FY26 will be \$57,300 less in FY26 than actual costs incurred in FY25. The additional one-time savings will provide the majority of the offset for the requested operating and maintenance funding that the Court System did not receive in FY26. For FY27 the court system is again requesting an operating and maintenance increment, including base budget funding for the recurring operating and maintenance costs vetoed in FY26, but the increment was not included in the governor's proposed FY27 budget.</p> |